

RESULTBOOK

BEACH HANDBALL



The World Games
2013 CALI
Fair Play To The Planet





The World Games
2013 CALI
Fair Play To The Planet

RESULTBOOK

TABLE OF CONTENTS

	Beach Handball	1
1	Table of Contents	2
2	Competition Schedule	8
3	Daily Schedule	9
3.1	Daily Schedule of - 02 Aug 2013	9
3.2	Daily Schedule of - 03 Aug 2013	10
3.3	Daily Schedule of - 04 Aug 2013	11
4	Medal Standings	12
5	Men's	13
5.1	Team Roster	14
5.1.1	Team Roster - AUS	14
5.1.2	Team Roster - BRA	15
5.1.3	Team Roster - COL	16
5.1.4	Team Roster - CRO	17
5.1.5	Team Roster - QAT	18
5.1.6	Team Roster - RUS	19
5.1.7	Team Roster - UKR	20
5.1.8	Team Roster - VEN	21
5.2	Tournament Summary	22
5.3	Cumulative Statistics	24
5.3.1	Cumulative Statistics - AUS	24
5.3.2	Cumulative Statistics - BRA	25
5.3.3	Cumulative Statistics - COL	26
5.3.4	Cumulative Statistics - CRO	27
5.3.5	Cumulative Statistics - QAT	28
5.3.6	Cumulative Statistics - RUS	29
5.3.7	Cumulative Statistics - UKR	30
5.3.8	Cumulative Statistics - VEN	31
5.4	Overall Team Statistics	32
5.5	Team Fair Play	33
5.6	Individual Statistics	34





The World Games
2013 CALI
Fair Play To The Planet

RESULTBOOK

5.7	Medallists	37
5.8	Preliminary Round Group A	38
5.8.1	Men's Preliminary Round Group A #M01	39
5.8.1.1	Start List	39
5.8.1.2	Result List	40
5.8.2	Men's Preliminary Round Group A #M02	42
5.8.2.1	Start List	42
5.8.2.2	Result List	43
5.8.3	Men's Preliminary Round Group A #M03	45
5.8.3.1	Start List	45
5.8.3.2	Result List	46
5.8.4	Men's Preliminary Round Group A #M04	48
5.8.4.1	Start List	48
5.8.4.2	Result List	49
5.8.5	Men's Preliminary Round Group A #M05	51
5.8.5.1	Start List	51
5.8.5.2	Result List	52
5.8.6	Men's Preliminary Round Group A #M06	54
5.8.6.1	Start List	54
5.8.6.2	Result List	55
5.9	Preliminary Round Group B	57
5.9.1	Men's Preliminary Round Group B #M07	58
5.9.1.1	Start List	58
5.9.1.2	Result List	59
5.9.2	Men's Preliminary Round Group B #M08	62
5.9.2.1	Start List	62
5.9.2.2	Result List	63
5.9.3	Men's Preliminary Round Group B #M09	65
5.9.3.1	Start List	65
5.9.3.2	Result List	66
5.9.4	Men's Preliminary Round Group B #M10	68
5.9.4.1	Start List	68
5.9.4.2	Result List	69
5.9.5	Men's Preliminary Round Group B #M11	71





The World Games
2013 CALI
Fair Play To The Planet
RESULTBOOK

5.9.5.1	Start List	71
5.9.5.2	Result List	72
5.9.6	Men's Preliminary Round Group B #M12	75
5.9.6.1	Start List	75
5.9.6.2	Result List	76
5.10	Semifinals	78
5.10.1	Men's Semifinals Ranks 5-8 #13 #M13	79
5.10.1.1	Start List	79
5.10.1.2	Result List	80
5.10.2	Men's Semifinals Ranks 5-8 #14 #M14	82
5.10.2.1	Start List	82
5.10.2.2	Result List	83
5.10.3	Men's Semifinals #M15	85
5.10.3.1	Start List	85
5.10.3.2	Result List	86
5.10.4	Men's Semifinals #M16	88
5.10.4.1	Start List	88
5.10.4.2	Result List	89
5.11	Finals	92
5.11.1	Men's Finals Ranks 7/8 #M17	93
5.11.1.1	Start List	93
5.11.1.2	Result List	94
5.11.2	Men's Finals Ranks 5/6 #M18	96
5.11.2.1	Start List	96
5.11.2.2	Result List	97
5.11.3	Men's Finals Bronze Medal Match #M19	100
5.11.3.1	Start List	100
5.11.3.2	Result List	101
5.11.4	Men's Finals Gold Medal Match #M20	103
5.11.4.1	Start List	103
5.11.4.2	Result List	104
6	Women's	106
6.1	Team Roster	107
6.1.1	Team Roster - AUS	107





The World Games
2013 **CALI**
Fair Play To The Planet

RESULTBOOK

6.1.2	Team Roster - BRA	108
6.1.3	Team Roster - COL	109
6.1.4	Team Roster - HUN	110
6.1.5	Team Roster - NOR	111
6.1.6	Team Roster - TPE	112
6.1.7	Team Roster - TUN	113
6.1.8	Team Roster - URU	114
6.2	Tournament Summary	115
6.3	Cumulative Statistics	117
6.3.1	Cumulative Statistics - AUS	117
6.3.2	Cumulative Statistics - BRA	118
6.3.3	Cumulative Statistics - COL	119
6.3.4	Cumulative Statistics - HUN	120
6.3.5	Cumulative Statistics - NOR	121
6.3.6	Cumulative Statistics - TPE	122
6.3.7	Cumulative Statistics - TUN	123
6.3.8	Cumulative Statistics - URU	124
6.4	Overall Team Statistics	125
6.5	Team Fair Play	126
6.6	Individual Statistics	127
6.7	Medallists	130
6.8	Preliminary Round Group A	131
6.8.1	Women's Preliminary Round Group A #W01	132
6.8.1.1	Start List	132
6.8.1.2	Result List	133
6.8.2	Women's Preliminary Round Group A #W02	135
6.8.2.1	Start List	135
6.8.2.2	Result List	136
6.8.3	Women's Preliminary Round Group A #W03	138
6.8.3.1	Start List	138
6.8.3.2	Result List	139
6.8.4	Women's Preliminary Round Group A #W04	142
6.8.4.1	Start List	142
6.8.4.2	Result List	143





The World Games
2013 CALI
Fair Play To The Planet

RESULTBOOK

6.8.5	Women's Preliminary Round Group A #W05	145
6.8.5.1	Start List	145
6.8.5.2	Result List	146
6.8.6	Women's Preliminary Round Group A #W06	148
6.8.6.1	Start List	148
6.8.6.2	Result List	149
6.9	Preliminary Round Group B	151
6.9.1	Women's Preliminary Round Group B #W07	152
6.9.1.1	Start List	152
6.9.1.2	Result List	153
6.9.2	Women's Preliminary Round Group B #W08	155
6.9.2.1	Start List	155
6.9.2.2	Result List	156
6.9.3	Women's Preliminary Round Group B #W09	158
6.9.3.1	Start List	158
6.9.3.2	Result List	159
6.9.4	Women's Preliminary Round Group B #W10	161
6.9.4.1	Start List	161
6.9.4.2	Result List	162
6.9.5	Women's Preliminary Round Group B #W11	164
6.9.5.1	Start List	164
6.9.5.2	Result List	165
6.9.6	Women's Preliminary Round Group B #W12	167
6.9.6.1	Start List	167
6.9.6.2	Result List	168
6.10	Semifinals	170
6.10.1	Women's Semifinals Ranks 5-8 #13 #W13	171
6.10.1.1	Start List	171
6.10.1.2	Result List	172
6.10.2	Women's Semifinals #W15	174
6.10.2.1	Start List	174
6.10.2.2	Result List	175
6.10.3	Women's Semifinals #W16	177
6.10.3.1	Start List	177





The World Games
2013 CALI
Fair Play To The Planet
RESULTBOOK

6.10.3.2	Result List	178
6.10.4	Women's Semifinals Ranks 5-8 #14 #W14	180
6.10.4.1	Start List	180
6.10.4.2	Result List	181
6.11	Finals	183
6.11.1	Women's Finals Ranks 7/8 #W17	184
6.11.1.1	Start List	184
6.11.1.2	Result List	185
6.11.2	Women's Finals Ranks 5/6 #W18	187
6.11.2.1	Start List	187
6.11.2.2	Result List	188
6.11.3	Women's Finals Bronze Medal Match #W19	190
6.11.3.1	Start List	190
6.11.3.2	Result List	191
6.11.4	Women's Finals Gold Medal Match #W20	193
6.11.4.1	Start List	193
6.11.4.2	Result List	194



A STAR ALLIANCE MEMBER





Competition Schedule

Programación de Competencia

As of SUN 4 AUG 2013

Date	Start Time	Court	Teams	Phase	Match No.	Location	
FRI 2 AUG 2013	9:30	Court 1	URU - TPE	Preliminaries - Group A	W2	Cañaveralejo Bullfighting Ring	
	9:30	Court 2	CRO - VEN	Preliminaries - Group B	M8	Cañaveralejo Bullfighting Ring	
	10:25	Court 1	NOR - AUS	Preliminaries - Group A	W1	Cañaveralejo Bullfighting Ring	
	10:25	Court 2	UKR - QAT	Preliminaries - Group B	M7	Cañaveralejo Bullfighting Ring	
	11:20	Court 1	BRA - RUS	Preliminaries - Group A	M5	Cañaveralejo Bullfighting Ring	
	11:20	Court 2	BRA - HUN	Preliminaries - Group B	W11	Cañaveralejo Bullfighting Ring	
	12:15	Court 1	COL - TUN	Preliminaries - Group B	W12	Cañaveralejo Bullfighting Ring	
	13:10	Court 1	COL - AUS	Preliminaries - Group A	M6	Cañaveralejo Bullfighting Ring	
	16:00	Court 1	QAT - CRO	Preliminaries - Group B	M10	Cañaveralejo Bullfighting Ring	
	16:00	Court 2	AUS - URU	Preliminaries - Group A	W4	Cañaveralejo Bullfighting Ring	
	16:55	Court 1	VEN - UKR	Preliminaries - Group B	M9	Cañaveralejo Bullfighting Ring	
	16:55	Court 2	TPE - NOR	Preliminaries - Group A	W3	Cañaveralejo Bullfighting Ring	
	17:50	Court 1	AUS - BRA	Preliminaries - Group A	M3	Cañaveralejo Bullfighting Ring	
	17:50	Court 2	TUN - BRA	Preliminaries - Group B	W9	Cañaveralejo Bullfighting Ring	
	20:00	Court 1	COL - HUN	Preliminaries - Group B	W10	Cañaveralejo Bullfighting Ring	
	20:55	Court 1	COL - RUS	Preliminaries - Group A	M4	Cañaveralejo Bullfighting Ring	
	SAT 3 AUG 2013	9:30	Court 1	NOR - URU	Preliminaries - Group A	W5	Cañaveralejo Bullfighting Ring
		9:30	Court 2	AUS - TPE	Preliminaries - Group A	W6	Cañaveralejo Bullfighting Ring
		10:25	Court 1	BRA - COL	Preliminaries - Group B	W7	Cañaveralejo Bullfighting Ring
		10:25	Court 2	HUN - TUN	Preliminaries - Group B	W8	Cañaveralejo Bullfighting Ring
11:20		Court 1	BRA - COL	Preliminaries - Group A	M1	Cañaveralejo Bullfighting Ring	
11:20		Court 2	RUS - AUS	Preliminaries - Group A	M2	Cañaveralejo Bullfighting Ring	
12:15		Court 1	QAT - VEN	Preliminaries - Group B	M12	Cañaveralejo Bullfighting Ring	
13:10		Court 1	UKR - CRO	Preliminaries - Group B	M11	Cañaveralejo Bullfighting Ring	
17:25		Court 1	COL - VEN	Classification (5-8)	M13	Cañaveralejo Bullfighting Ring	
17:25		Court 2	URU - TUN	Classification (5-8)	W13	Cañaveralejo Bullfighting Ring	
18:20		Court 1	NOR - HUN	Semifinal	W15	Cañaveralejo Bullfighting Ring	
19:15		Court 1	BRA - CRO	Semifinal	M15	Cañaveralejo Bullfighting Ring	
19:15		Court 2	UKR - AUS	Classification (5-8)	M14	Cañaveralejo Bullfighting Ring	
20:10		Court 1	BRA - TPE	Semifinal	W16	Cañaveralejo Bullfighting Ring	
21:05	Court 1	QAT - RUS	Semifinal	M16	Cañaveralejo Bullfighting Ring		
22:00	Court 1	COL - AUS	Classification (5-8)	W14	Cañaveralejo Bullfighting Ring		
SUN 4 AUG 2013	10:00	Court 1	TUN - AUS	Placement Match 7/8	W17	Cañaveralejo Bullfighting Ring	
	10:50	Court 1	COL - AUS	Placement Match 7/8	M17	Cañaveralejo Bullfighting Ring	
	11:40	Court 1	VEN - UKR	Placement Match 5/6	M18	Cañaveralejo Bullfighting Ring	
	12:30	Court 1	URU - COL	Placement Match 5/6	W18	Cañaveralejo Bullfighting Ring	
	13:20	Court 1	NOR - TPE	Placement Match 3/4	W19	Cañaveralejo Bullfighting Ring	
	14:10	Court 1	CRO - QAT	Placement Match 3/4	M19	Cañaveralejo Bullfighting Ring	
	15:00	Court 1	HUN - BRA	Gold Medal Match	W20	Cañaveralejo Bullfighting Ring	
	15:50	Court 1	BRA - RUS	Gold Medal Match	M20	Cañaveralejo Bullfighting Ring	



Daily Competition Schedule
Programación Diária

Start Time	Court	Phase	Gender	Match Number	Name	NOC Code	Umpires	NOC Code
9:30	1	Preliminaries - Group A	W	2	Uruguay Chinese Taipei	URU TPE	CHALCENKO A ZHOSAN V	UKR UKR
	2	Preliminaries - Group B	M	8	Croatia Venezuela	CRO VEN	BONIFERT F OLAH V	HUN HUN
10:25	1	Preliminaries - Group A	W	1	Norway Australia	NOR AUS	dos SANTOS SA OLIVEIRA WR	BRA BRA
	2	Preliminaries - Group B	M	7	Ukraine Qatar	UKR QAT	MARTINEZ ISOLA PG MONICO OTTADO LA	URU URU
11:20	1	Preliminaries - Group A	M	5	Brazil Russia	BRA RUS	GHULOOM BAQER FA HASSAN MOHAMMAD IS	UAE UAE
	2	Preliminaries - Group B	W	11	Brazil Hungary	BRA HUN	CHALCENKO A ZHOSAN V	UKR UKR
12:15	1	Preliminaries - Group B	W	12	Colombia Tunisia	COL TUN	MARKVOORT J PEREZ DOMINGUEZ V	NED ESP
13:10	1	Preliminaries - Group A	M	6	Colombia Australia	COL AUS	S H AL-HAIL KM A A ALYAFEI AM	QAT QAT
16:00	1	Preliminaries - Group B	M	10	Qatar Croatia	QAT CRO	dos SANTOS SA OLIVEIRA WR	BRA BRA
	2	Preliminaries - Group A	W	4	Australia Uruguay	AUS URU	CHALCENKO A ZHOSAN V	UKR UKR
16:55	1	Preliminaries - Group B	M	9	Venezuela Ukraine	VEN UKR	MARKVOORT J PEREZ DOMINGUEZ V	NED ESP
	2	Preliminaries - Group A	W	3	Chinese Taipei Norway	TPE NOR	GHULOOM BAQER FA HASSAN MOHAMMAD IS	UAE UAE
17:50	1	Preliminaries - Group A	M	3	Australia Brazil	AUS BRA	MARTINEZ ISOLA PG MONICO OTTADO LA	URU URU
	2	Preliminaries - Group B	W	9	Tunisia Brazil	TUN BRA	S H AL-HAIL KM A A ALYAFEI AM	QAT QAT
20:00	1	Preliminaries - Group B	W	10	Colombia Hungary	COL HUN	GHULOOM BAQER FA HASSAN MOHAMMAD IS	UAE UAE
20:55	1	Preliminaries - Group A	M	4	Colombia Russia	COL RUS	BONIFERT F OLAH V	HUN HUN



Daily Competition Schedule
Programación Diária

Start Time	Court	Phase	Gender	Match Number	Name	NOC Code	Umpires	NOC Code
9:30	1	Preliminaries - Group A	W	5	Norway Uruguay	NOR URU	MARKVOORT J PEREZ DOMINGUEZ V	NED ESP
	2	Preliminaries - Group A	W	6	Australia Chinese Taipei	AUS TPE	dos SANTOS SA OLIVEIRA WR	BRA BRA
10:25	1	Preliminaries - Group B	W	7	Brazil Colombia	BRA COL	S H AL-HAIL KM A A ALYAFEI AM	QAT QAT
	2	Preliminaries - Group B	W	8	Hungary Tunisia	HUN TUN	MARTINEZ ISOLA PG MONICO OTTADO LA	URU URU
11:20	1	Preliminaries - Group A	M	1	Brazil Colombia	BRA COL	CHALCENKO A ZHOSAN V	UKR UKR
	2	Preliminaries - Group A	M	2	Russia Australia	RUS AUS	MARKVOORT J PEREZ DOMINGUEZ V	NED ESP
12:15	1	Preliminaries - Group B	M	12	Qatar Venezuela	QAT VEN	BONIFERT F OLAH V	HUN HUN
13:10	1	Preliminaries - Group B	M	11	Ukraine Croatia	UKR CRO	GHULOOM BAQER FA HASSAN MOHAMMAD IS	UAE UAE
17:25	1	Classification (5-8)	M	13	Colombia Venezuela	COL VEN	MARTINEZ ISOLA PG MONICO OTTADO LA	URU URU
	2	Classification (5-8)	W	13	Uruguay Tunisia	URU TUN	MARKVOORT J PEREZ DOMINGUEZ V	NED ESP
18:20	1	Semifinal	W	15	Norway Hungary	NOR HUN	S H AL-HAIL KM A A ALYAFEI AM	QAT QAT
19:15	1	Semifinal	M	15	Brazil Croatia	BRA CRO	CHALCENKO A ZHOSAN V	UKR UKR
	2	Classification (5-8)	M	14	Ukraine Australia	UKR AUS	GHULOOM BAQER FA HASSAN MOHAMMAD IS	UAE UAE
20:10	1	Semifinal	W	16	Brazil Chinese Taipei	BRA TPE	MARKVOORT J PEREZ DOMINGUEZ V	NED ESP
21:05	1	Semifinal	M	16	Qatar Russia	QAT RUS	dos SANTOS SA GALVAO da SILVA CA	BRA BRA
22:00	1	Classification (5-8)	W	14	Colombia Australia	COL AUS	BONIFERT F OLAH V	HUN HUN



The World Games
2013 CALI
Fair Play To The Planet

SUN 4 AUG 2013

Beach Handball
Balonmano de Playa



Daily Competition Schedule

Programación Diária

Start Time	Court	Phase	Gender	Match Number	Name	NOC Code	Umpires	NOC Code
10:00	1	Placement Match 7/8	W	17	Tunisia Australia	TUN AUS	BONIFERT F OLAH V	HUN HUN
10:50	1	Placement Match 7/8	M	17	Colombia Australia	COL AUS	MARKVOORT J PEREZ DOMINGUEZ V	NED ESP
11:40	1	Placement Match 5/6	M	18	Venezuela Ukraine	VEN UKR	dos SANTOS SA OLIVEIRA WR	BRA BRA
12:30	1	Placement Match 5/6	W	18	Uruguay Colombia	URU COL	CHALCENKO A ZHOSAN V	UKR UKR
13:20	1	Placement Match 3/4	W	19	Norway Chinese Taipei	NOR TPE	S H AL-HAIL KM A A ALYAFEI AM	QAT QAT
14:10	1	Placement Match 3/4	M	19	Croatia Qatar	CRO QAT	MARTINEZ ISOLA PG MONICO OTTADO LA	URU URU
15:00	1	Gold Medal Match	W	20	Hungary Brazil	HUN BRA	GHULOOM BAQER FA HASSAN MOHAMMAD IS	UAE UAE
15:50	1	Gold Medal Match	M	20	Brazil Russia	BRA RUS	BONIFERT F OLAH V	HUN HUN

Timing and Results provided by TISSOT





Medal Standings

Medallero

As of SUN 4 AUG 2013

After 2 of 2 Events

Rank	NOC	Men				Women				Total				Rank by Total
		G	S	B	Tot	G	S	B	Tot	G	S	B	Tot	
1	BRA - Brazil	1			1	1			1	2			2	1
2	HUN - Hungary						1		1		1		1	=2
2	RUS - Russia		1		1						1		1	=2
4	CRO - Croatia			1	1							1	1	=2
4	NOR - Norway							1	1			1	1	=2
Total:		1	1	1	3	1	1	1	3	2	2	2	6	

LEGEND


= Equal sign indicates that two or more NOCs share the same rank by total

B Bronze

G Gold

S Silver

Tot Total

Timing and Results provided by  TISSOT

RESULTBOOK

BEACH HANDBALL

Men's



The World Games
2013 CALI
Fair Play To The Planet



sura



Avianca
A STAR ALLIANCE MEMBER

TISSOT

Comfandi
tu mano amiga

Carvajal



Team Roster

Listado del Equipo

As of SAT 3 AUG 2013

AUS - Australia

No.	Name	Height m / ft in	Weight kg / lbs	Date of Birth	Age	Club
1	BRENNAN James	1.85 / 6'1"	81 / 179	15 APR 1992	21	South Melbourne
4	NICHOLSON Scott	1.93 / 6'4"	91 / 201	17 APR 1989	24	Sydney University
5	DAVIDSON William	1.87 / 6'2"	95 / 209	5 MAR 1991	22	Handball West
8	GALLAUGHER Nicholas	1.90 / 6'3"	85 / 187	27 MAR 1991	22	South Melbourne
9	WRIGHT Zachary	1.83 / 6'0"	67 / 148	4 MAR 1997	16	Northern Panthers
11	TAMIR Dotan	1.80 / 5'11"	80 / 176	14 APR 1982	31	St Kilda
13	TURECEK Lucas	1.99 / 6'6"	98 / 216	24 MAY 1989	24	Adelaide
15	EPSTEIN Daniel			22 NOV 1990	22	St Kilda
24	KELSO Andrew	1.82 / 6'0"	68 / 150	30 MAR 1987	26	Victoria University
Team average		1.87/6'2"	83 / 183		23.1	

Uniform Colours

Team 1st

Team 2nd

Shirt

yellow

green

Shorts

green

navy blue

Officials:

MENSING Boris

WEISS Patrick

HEDBERG Nanna

PETERSEN Rikke

WESTHAUSLER Denise

(Coach)

(Physiotherapist)

(Assistant Coach)

(Team Official)

(Team Official)



Team Roster

Listado del Equipo

As of SAT 3 AUG 2013

BRA - Brazil

No.	Name	Height m / ft in	Weight kg / lbs	Date of Birth	Age	Club
1	TORRES Jaime			4 AUG 1979	33	
2	BARCELLOS Thiago			28 APR 1987	26	
3	NOVAIS ALVES Wellington			31 DEC 1986	26	
5	AMARAL Nailson			3 JUL 1990	23	
6	CARLOS DE OLIVEIRA Bruno			29 DEC 1985	27	
7	GUSMAO Thiago			20 OCT 1985	27	
8	PEREIRA Jarison			1 FEB 1983	30	
9	EUGENIO Danilo			30 AUG 1990	22	
10	DE PAES PIRES Gil Vicente			24 JAN 1982	31	
Team average		/	/		27.2	

Uniform Colours

Team 1st

Shirt

yellow

Shorts

green

Team 2nd

green

green

Officials:

GUERRA PEIXE Antonio

(Coach)

NASCIMENTO Antonio

(Assistant Coach)

RAPELLO Fabricio

(Physiotherapist)

MACKENZIE Stanley

(Team Official)



Team Roster

Listado del Equipo

As of SAT 3 AUG 2013

COL - Colombia

No.	Name	Height m / ft in	Weight kg / lbs	Date of Birth	Age	Club
2	VILLA ARANGO Julian Alberto	1.98 / 6'6"	84 / 185	14 MAY 1991	22	Antioquia
6	HERRERA ALVAREZ Abel	1.77 / 5'10"	75 / 165	11 MAR 1986	27	Valle
8	VALENCIA ORTIZ Jhon German	1.88 / 6'2"	82 / 181	20 APR 1989	24	Valle
12	RIASCOS CARDENAS Diego	1.96 / 6'5"	93 / 205	3 NOV 1992	20	Valle
18	LOPEZ ROJAS Juan Manuel	1.89 / 6'2"	75 / 165	7 MAY 1983	30	Valle
19	VALENCIA HOYOS Carlos Jose	1.87 / 6'2"	84 / 185	5 OCT 1984	28	Antioquia
23	ROJAS MONTOYA Yoni Leandro	1.84 / 6'0"	88 / 194	16 OCT 1983	29	Valle
69	LOPEZ VELEZ Juan Pablo	1.75 / 5'9"	70 / 154	3 MAR 1991	22	Antioquia
89	RIVAS Andres Felipe	1.76 / 5'9"	78 / 172	28 MAY 1989	24	Valle
Team average		1.86/6'1"	81 / 179		25.1	

Uniform Colours

Team 1st

Team 2nd

Shirt

red

yellow

Shorts

red

yellow

Officials:

REBOLLEDO CAICEDO Edwin

(Coach)

HOWARD SANCHEZ Kayan

(Assistant Coach)

LEON FERNANDEZ Humberto

(Assistant Coach)



Team Roster

Listado del Equipo

As of SAT 3 AUG 2013

CRO - Croatia

No.	Name	Height m / ft in	Weight kg / lbs	Date of Birth	Age	Club
1	HORVAT Hrvoje	1.91 / 6'3"	91 / 201	16 DEC 1977	35	Dubrava
3	SEMREN Matej	1.95 / 6'5"	90 / 198	25 SEP 1992	20	Maksimir Pastela
4	DUMENCIC Ivan	1.88 / 6'2"	92 / 203	10 JUL 1990	23	Dubrava
5	JURIC Ivan	1.93 / 6'4"	97 / 214	16 DEC 1986	26	Maksimir Pastela
6	DJKIC Zvonimir	1.90 / 6'3"	90 / 198	6 FEB 1987	26	Rudar
7	VOJNOVIC Drago	1.97 / 6'6"	109 / 240	11 DEC 1987	25	Odema
8	PARADZIK Mladen	1.85 / 6'1"	92 / 203	8 APR 1983	30	Dubrava
9	VALENTAKOVIC Valentino	1.98 / 6'6"	86 / 190	24 JAN 1993	20	Dubrava
10	TOTIC Igor	2.04 / 6'8"	108 / 238	12 FEB 1983	30	Dubrava
Team average		1.93/6'4"	95 / 209		26.1	

Uniform Colours

Team 1st

Team 2nd

Shirt

red

blue

Shorts

red

blue

Officials:

OSTOIC Sinisa

ROKAVEC Davor

POZARIC Darko

POZARIC Ljiljana

(Team Official)

(Coach)

(Team Official)

(Team Official)



Team Roster

Listado del Equipo

As of SAT 3 AUG 2013

QAT - Qatar

No.	Name	Height m / ft in	Weight kg / lbs	Date of Birth	Age	Club
4	MABROUQ Hassan	1.91 / 6'3"	86 / 190	29 JUL 1982	31	AL Jaish S.C
5	MURAD Abdulrazzaq	1.85 / 6'1"	77 / 170	29 JUN 1990	23	AL GHARAF S.C
7	OSMAN Mahmoud	1.87 / 6'2"	85 / 187	14 APR 1982	31	AL Jaish S.C
8	HASSAN Mohamed	1.83 / 6'0"	86 / 190	19 FEB 1984	29	AL ARABI S.C
10	MOHAMED Ali	2.01 / 6'7"	90 / 198	14 DEC 1989	23	AL WAKARA S.C
12	YAFAI Mohsin	1.96 / 6'5"	115 / 254	14 MAY 1981	32	AL Jaish S.C
16	MAHFOUZ Mohab	1.91 / 6'3"	88 / 194	18 MAY 1987	26	AL Jaish S.C
20	HASSAB ALLA Mahmoud	1.82 / 6'0"	80 / 176	22 NOV 1986	26	AL SADD S.C
27	TANABANE Hani	1.90 / 6'3"	85 / 187	10 JAN 1985	28	AL SADD S.C
Team average		1.78 / 5'10"	88 / 194		27.7	

Uniform Colours

Team 1st

Team 2nd

Shirt

white

maroon

Shorts

white

maroon

Officials:

ABDI DAALAH Othman	(Assistant Coach)
ALY Khaled	(Coach)
KHOULDI Chokri	(Physiotherapist)
MOHAMMED ALSHAIB Salem	(Team Official)
CHERINCHA PARAMBATH Asmile	(Physiotherapist)
TEYSEER AL-JASSIM Khalifa	(Team Official)



Team Roster

Listado del Equipo

As of SAT 3 AUG 2013

RUS - Russia

No.	Name	Height m / ft in	Weight kg / lbs	Date of Birth	Age	Club
1	ZABOLOTSKIY Anton	1.90 / 6'3"	83 / 183	24 MAR 1988	25	Dinamo-Viktor
2	PSHENICHNIY Aleksey	2.00 / 6'7"	88 / 194	17 OCT 1976	36	Ekaterinodar
3	SVESTULA Evgeny	1.96 / 6'5"	82 / 181	4 MAY 1988	25	Ekaterinodar
4	PROKHOROV Nikolay	1.98 / 6'6"	86 / 190	30 DEC 1990	22	Ekaterinodar
7	KHMELKOV Vladimir	1.96 / 6'5"	81 / 179	11 FEB 1985	28	Ekaterinodar
10	POLETAEV Vladimir	1.80 / 5'11"	76 / 168	26 OCT 1978	34	Ekaterinodar
11	KALASHNIKOV Roman	1.80 / 5'11"	80 / 176	19 MAR 1987	26	Ekaterinodar
13	DACHE Anton	1.78 / 5'10"	74 / 163	28 JUL 1984	29	Ekaterinodar
30	MAKSUTOV Eduard	1.93 / 6'4"	78 / 172	24 MAY 1988	25	Zarya Kaspiya
Team average		1.90/6'3"	81 / 178		27.8	

Uniform Colours

Team 1st

Team 2nd

Shirt

red

blue

Shorts

red

blue

Officials:

MILIDI Leonid

KALASHNIKOV Vladimir

MATYUSHENKO Evgeny

BRAGNIKOV Sergey

(Coach)

(Assistant Coach)

(Team Doctor)

(Team Official)



Team Roster

Listado del Equipo

As of SAT 3 AUG 2013

UKR - Ukraine

No.	Name	Height m / ft in	Weight kg / lbs	Date of Birth	Age	Club
1	CHUPRYNA Igor	2.00 / 6'7"	84 / 185	25 APR 1990	23	Portovyk
2	SADOVYI Viacheslav	1.90 / 6'3"	90 / 198	11 JUL 1990	23	Michalovee
3	GUNKO Dmytro	1.91 / 6'3"	83 / 183	14 FEB 1992	21	Portovyk
4	LADYKO Viktor	1.93 / 6'4"	90 / 198	30 APR 1979	34	Besiktas
5	KOZAKEVYCH Artem	1.80 / 5'11"	68 / 150	2 OCT 1992	20	Portovyk
6	RAKYTIN Volodymyr	1.95 / 6'5"	85 / 187	24 MAY 1990	23	Portovyk
7	DENYSOV Zakhar	1.87 / 6'2"	84 / 185	1 MAR 1990	23	Portovyk
9	MANKOVSKYY Yuriy	2.00 / 6'7"	80 / 176	5 APR 1981	32	Portovyk
10	POLTORATSKYI Oleksandr	1.90 / 6'3"	82 / 181	18 FEB 1990	23	Portovyk
Team average		1.92/6'4"	83 / 183		24.7	

Uniform Colours

Team 1st

Team 2nd

Shirt

blue

yellow

Shorts

blue

blue

Officials:

SYCH Oleg

GORDIYENKO Sergiy

GANEV Oleksandr

VAKULA Valentyn

(Coach)

(Assistant Coach)

(Team Doctor)

(Team Official)



Team Roster

Listado del Equipo

As of SAT 3 AUG 2013

VEN - Venezuela

No.	Name	Height m / ft in	Weight kg / lbs	Date of Birth	Age	Club
1	BARRANCO BERNAL Ali	1.97 / 6'6"	95 / 209	1 MAY 1988	25	LARA
4	PALACIOS Jose	1.92 / 6'4"	98 / 216	15 DEC 1994	18	D. CAPITAL
5	ZAMBRANO INFANTE Kelwing	1.82 / 6'0"	86 / 190	8 OCT 1987	25	TRUJILLO
8	MARTINEZ BARRETO Carlos	1.83 / 6'0"	83 / 183	4 JUN 1993	20	MIRANDA
9	TIMAURE DORANTE Rona	1.94 / 6'4"	84 / 185	16 SEP 1988	24	LARA
13	PENALOZA MEDINA Jhonny	1.75 / 5'9"	84 / 185	3 OCT 1983	29	LARA
15	LOPEZ MACHADO Victor Alonso	1.85 / 6'1"	88 / 194	22 DEC 1988	24	COJEDES
16	BARRIOS BATISTA Jesus	1.97 / 6'6"	88 / 194	7 JAN 1988	25	MERIDA
19	BRACHO CASTELLANO Wilmer	1.74 / 5'9"	77 / 170	28 MAR 1981	32	FALCON
Team average		1.87/6'1"	87 / 192		24.7	

Uniform Colours

Team 1st

Shirt

green

Shorts

white

Team 2nd

blue

blue

Officials:

SANCHEZ MORENO Octavio Jose (Coach)
 GONZALES DELGADO Elisaul (Assistant Coach)
 GUARECUCO GAMERO Gilver (Team Official)
 MAMO KAPASE Ghassan (Team Official)



Tournament Summary

Resumen del Torneo

As of SUN 4 AUG 2013

Group A

Rank	Teams	Matches			Periods			Goal Points			Points
		MP	Won	Lost	For	Against	Diff.	For	Against	Diff.	
1	Brazil	3	3	0	6	0	6	141	79	62	6
2	Russia	3	2	1	4	2	2	103	95	8	4
3	Colombia	3	1	2	2	5	-3	94	111	-17	2
4	Australia	3	0	3	1	6	-5	63	116	-53	0

No.	Group	Date	Time	Site	Teams	Score
M05	A	FRI 2 AUG	11:20	Cañaveralejo Bullfighting Ring	Brazil - Russia	2 - 0 (27:20, 20:10)
M06	A	FRI 2 AUG	13:10	Cañaveralejo Bullfighting Ring	Colombia - Australia	2 - 1 (12:13, 15:7, 7:6)
M03	A	FRI 2 AUG	17:50	Cañaveralejo Bullfighting Ring	Australia - Brazil	0 - 2 (4:24, 10:26)
M04	A	FRI 2 AUG	20:55	Cañaveralejo Bullfighting Ring	Colombia - Russia	0 - 2 (12:18, 13:23)
M01	A	SAT 3 AUG	11:20	Cañaveralejo Bullfighting Ring	Brazil - Colombia	2 - 0 (22:14, 22:21)
M02	A	SAT 3 AUG	11:20	Cañaveralejo Bullfighting Ring	Russia - Australia	2 - 0 (14:11, 18:12)

Group B

Rank	Teams	Matches			Periods			Goal Points			Points
		MP	Won	Lost	For	Against	Diff.	For	Against	Diff.	
1	Qatar	3	3	0	6	1	5	122	103	19	6
2	Croatia	3	1	2	3	4	-1	124	115	9	2
3	Ukraine	3	1	2	4	5	-1	139	144	-5	2
4	Venezuela	3	1	2	2	5	-3	104	127	-23	2

No.	Group	Date	Time	Site	Teams	Score
M08	B	FRI 2 AUG	9:30	Cañaveralejo Bullfighting Ring	Croatia - Venezuela	2 - 0 (14:13, 29:18)
M07	B	FRI 2 AUG	10:25	Cañaveralejo Bullfighting Ring	Ukraine - Qatar	1 - 2 (13:20, 22:21, 8:9)
M10	B	FRI 2 AUG	16:00	Cañaveralejo Bullfighting Ring	Qatar - Croatia	2 - 0 (15:10, 19:18)
M09	B	FRI 2 AUG	16:55	Cañaveralejo Bullfighting Ring	Venezuela - Ukraine	2 - 1 (12:22, 24:23, 5:1)
M12	B	SAT 3 AUG	12:15	Cañaveralejo Bullfighting Ring	Qatar - Venezuela	2 - 0 (21:18, 17:14)
M11	B	SAT 3 AUG	13:10	Cañaveralejo Bullfighting Ring	Ukraine - Croatia	2 - 1 (18:24, 25:23, 7:6)

Final Round

No.	Round	Date	Time	Site	Teams	Score
M13	Classification (5-8)	SAT 3 AUG	17:25	Cañaveralejo Bullfighting Ring	Colombia - Venezuela	1 - 2 (7:14, 17:16, 6:8)
M14	Classification (5-8)	SAT 3 AUG	19:15	Cañaveralejo Bullfighting Ring	Ukraine - Australia	2 - 0 (24:20, 24:16)
M15	Semifinal	SAT 3 AUG	19:15	Cañaveralejo Bullfighting Ring	Brazil - Croatia	2 - 1 (20:21, 20:17, 5:2)
M16	Semifinal	SAT 3 AUG	21:05	Cañaveralejo Bullfighting Ring	Qatar - Russia	1 - 2 (19:18, 17:18, 10:11)
M17	Placement Match 7/8	SUN 4 AUG	10:50	Cañaveralejo Bullfighting Ring	Colombia - Australia	2 - 1 (20:12, 7:13, 4:0)
M18	Placement Match 5/6	SUN 4 AUG	11:40	Cañaveralejo Bullfighting Ring	Venezuela - Ukraine	1 - 2 (21:20, 23:24, 8:9)
M19	Placement Match 3/4	SUN 4 AUG	14:10	Cañaveralejo Bullfighting Ring	Croatia - Qatar	2 - 1 (19:10, 8:14, 7:4)
M20	Gold Medal Match	SUN 4 AUG	15:50	Cañaveralejo Bullfighting Ring	Brazil - Russia	2 - 0 (26:16, 27:26)



Cumulative Statistics

Estadísticas acumulativas

AUS - Australia

After 5 Matches

Headcoach: MENSING Boris

No	Name	Total				Goals / Shots						Punishments			
		Points	Goals	Shots	%	Field	Trick Ind	Trick Team	Specialist	GK Points	P6m	SUS	RCS	RC	Exclusion
1	BRENNAN James														
4	NICHOLSON Scott	24	12	28	43	0 / 1	3 / 10	8 / 14			1 / 3				
5	DAVIDSON William											3	1		
8	GALLAUGHER Nicholas	34	19	37	51	4 / 5	9 / 17	6 / 15						1	
9	WRIGHT Zachary														
11	TAMIR Dotan	23	12	16	75	1 / 2	1 / 2	1 / 1	9 / 11						
13	TURECEK Lucas	28	14	40	35	0 / 2	2 / 7	0 / 7	9 / 20		3 / 4				
15	EPSTEIN Daniel	15	8	19	42	1 / 2	5 / 12	2 / 5							
24	KELSO Andrew		0	1	0		0 / 1					1			
Totals		124	65	141	46	6 / 12	20 / 49	17 / 42	18 / 31		4 / 7	4	1	1	
Opponent		195	102	165	62	9 / 12	33 / 63	32 / 46	19 / 30	2 / 4	7 / 10	4			

No	Name	Technical skills						
		Ass	Ass Spec	ST	BS	R6	P6	TF
1	BRENNAN James	1						
4	NICHOLSON Scott	2				2		4
5	DAVIDSON William	2			1		4	
8	GALLAUGHER Nicholas	1		1	1	1	2	1
9	WRIGHT Zachary							
11	TAMIR Dotan	6	13					8
13	TURECEK Lucas	6	5			2		7
15	EPSTEIN Daniel	4			1	1	1	5
24	KELSO Andrew						2	
Team								
Totals		22	18	1	3	6	9	25

AUS played		
PR	COL	1 - 2
PR	BRA	0 - 2
PR	RUS	0 - 2
S5	UKR	0 - 2
PL	COL	1 - 2

LEGEND		
%	Efficiency	Ass Spec Assists
GK Points	Direct Goal (from Goal Area)	Ind Individual
P6m	6m Penalty Shoots	R6 Received 6m-Fouls
ST	Steals	SUS Suspension
		BS Blocked Shots
		No Shirt Number
		RC Red Cards
		TF Technical Fouls
		EX Exclusion
		P6 Penalty Fouls
		RCS 2nd Suspension & Red Card
		Trick Trick Shots



Cumulative Statistics

Estadísticas acumulativas

BRA - Brazil

After 5 Matches

Headcoach: GUERRA PEIXE Antonio

No	Name	Total				Goals / Shots						Punishments			
		Points	Goals	Shots	%	Field	Trick Ind	Trick Team	Specialist	GK Points	P6m	SUS	RCS	RC	Exclusion
1	TORRES Jaime		0	1	0					0 / 1					
2	BARCELLOS Thiago										1				
3	NOVAIS ALVES Wellington	15	8	10	80	1 / 1	2 / 2	5 / 7							
5	AMARAL Nailson	73	38	50	76	3 / 3	11 / 14	11 / 15	2 / 7		11 / 11				
6	CARLOS DE OLIVEIRA Bruno	34	17	24	71		4 / 5		13 / 19						
7	GUSMAO Thiago	49	26	34	76	3 / 3	12 / 15	11 / 16			1				
8	PEREIRA Jarison	8	4	5	80		1 / 2	3 / 3			1				
9	EUGENIO Danilo														
10	DE PAES PIRES Gil Vicente	60	30	40	75	0 / 1	6 / 8	23 / 29			1 / 2				
Totals		239	123	164	75	7 / 8	36 / 46	53 / 70	15 / 26	0 / 1	12 / 13	3			
Opponent		161	82	143	57	3 / 5	37 / 69	17 / 32	20 / 30	1 / 1	4 / 6	8	1	3	

No	Name	Technical skills						
		Ass	Ass Spec	ST	BS	R6	P6	TF
1	TORRES Jaime							1
2	BARCELLOS Thiago				7			3
3	NOVAIS ALVES Wellington	2		2			1	1
5	AMARAL Nailson	6		2	1	4		3
6	CARLOS DE OLIVEIRA Bruno	7	38			2		12
7	GUSMAO Thiago	2		1		3	2	4
8	PEREIRA Jarison				1			
9	EUGENIO Danilo		9		1			
10	DE PAES PIRES Gil Vicente	4		2		3		1
Team								
Totals		21	47	7	10	12	6	22

BRA played		
PR	RUS	2 - 0
PR	AUS	2 - 0
PR	COL	2 - 0
SF	CRO	2 - 1
F	RUS	2 - 0

LEGEND

%	Efficiency	Ass Spec	Assists	BS	Blocked Shots	EX	Exclusion
GK Points	Direct Goal (from Goal Area)	Ind	Individual	No	Shirt Number	P6	Penalty Fouls
P6m	6m Penalty Shoots	R6	Received 6m-Fouls	RC	Red Cards	RCS	2nd Suspension & Red Card
ST	Steals	SUS	Suspension	TF	Technical Fouls	Trick	Trick Shots

Timing and Results provided by  **TISSOT**



Cumulative Statistics

Estadísticas acumulativas

COL - Colombia

After 5 Matches

Headcoach: REBOLLEDO CAICEDO Edwin

No	Name	Total				Goals / Shots						Punishments			
		Points	Goals	Shots	%	Field	Trick Ind	Trick Team	Specialist	GK Points	P6m	SUS	RCS	RC	Exclusion
2	VILLA ARANGO Julian Alberto											3	1	1	
6	HERRERA ALVAREZ Abel	5	3	6	50	1 / 2	2 / 4								
8	VALENCIA ORTIZ Jhon German	34	18	39	46	2 / 3	5 / 17	3 / 7	7 / 9		1 / 3				
12	RIASCOS CARDENAS Diego	19	10	23	43	1 / 1	5 / 11	4 / 11				2			
18	LOPEZ ROJAS Juan Manuel	20	10	16	63		10 / 15		0 / 1					1	
19	VALENCIA HOYOS Carlos Jose	28	14	23	61	0 / 1	2 / 2		12 / 19		0 / 1				
23	ROJAS MONTOYA Yoni Leandro	8	4	5	80		3 / 3				1 / 2	4	1		
69	LOPEZ VELEZ Juan Pablo	38	22	39	56	6 / 6	5 / 11	9 / 18	2 / 3	0 / 1					
89	RIVAS Andres Felipe	3	2	5	40	1 / 1	0 / 1			1 / 3					
Totals		155	83	157	53	11 / 14	32 / 65	16 / 36	21 / 32	1 / 4	2 / 6	9	2	2	
Opponent		174	92	148	62	10 / 12	32 / 58	24 / 39	20 / 30		6 / 9	5		1	

No	Name	Technical skills						
		Ass	Ass Spec	ST	BS	R6	P6	TF
2	VILLA ARANGO Julian Alberto	1		2	3		3	
6	HERRERA ALVAREZ Abel	5						1
8	VALENCIA ORTIZ Jhon German	8	3		1	1	1	4
12	RIASCOS CARDENAS Diego	2		5	3	1	2	9
18	LOPEZ ROJAS Juan Manuel	5			1	1		2
19	VALENCIA HOYOS Carlos Jose	7	15			2		8
23	ROJAS MONTOYA Yoni Leandro	1		1	1		3	
69	LOPEZ VELEZ Juan Pablo	9				1		5
89	RIVAS Andres Felipe	1						
Team								
Totals		39	18	8	9	6	9	29

COL played		
PR	AUS	2 - 1
PR	RUS	0 - 2
PR	BRA	0 - 2
S5	VEN	1 - 2
PL	AUS	2 - 1

LEGEND		
%	Efficiency	Ass Spec
GK Points	Direct Goal (from Goal Area)	Assists
P6m	6m Penalty Shoots	Ind
ST	Steals	Individual
		R6
		Received 6m-Fouls
		SUS
		Suspension
		BS
		Blocked Shots
		No
		Shirt Number
		RC
		Red Cards
		TF
		Technical Fouls
		EX
		Exclusion
		P6
		Penalty Fouls
		RCS
		2nd Suspension & Red Card
		Trick
		Trick Shots



Cumulative Statistics

Estadísticas acumulativas

CRO - Croatia

After 5 Matches

Headcoach: ROKAVEC Davor

No	Name	Total				Goals / Shots						Punishments			
		Points	Goals	Shots	%	Field	Trick Ind	Trick Team	Specialist	GK Points	P6m	SUS	RCS	RC	Exclusion
1	HORVAT Hrvoje	10	5	11	45				5 / 11						
3	SEMREN Matej	18	9	16	56		7 / 11	2 / 5							
4	DUMENCIC Ivan	27	14	23	61	1 / 2			13 / 21						
5	JURIC Ivan	44	23	31	74	2 / 2	10 / 17	1 / 1	1 / 1		9 / 10	2	1		
6	DJIKIC Zvonimir	44	23	34	68	2 / 3	21 / 28	0 / 2			0 / 1	1			
7	VOJNOVIC Drago	22	12	22	55	2 / 2	3 / 4	7 / 16							
8	PARADZIK Mladen	21	12	19	63	3 / 3	9 / 16					2			
9	VALENTAKOVIC Valentino	12	6	9	67		3 / 6	2 / 2	1 / 1			2			
10	TOTIC Igor													1	
Totals		198	104	165	63	10 / 12	53 / 82	12 / 26	20 / 34		9 / 11	7	1	1	
Opponent		188	100	161	62	12 / 14	41 / 69	19 / 32	20 / 35	2 / 3	6 / 8	6		1	

No	Name	Technical skills						
		Ass	Ass Spec	ST	BS	R6	P6	TF
1	HORVAT Hrvoje	7						3
3	SEMREN Matej	3				1		2
4	DUMENCIC Ivan	1	39			2		4
5	JURIC Ivan		1	2	5	3	1	3
6	DJIKIC Zvonimir					2	1	6
7	VOJNOVIC Drago	2		1		1		6
8	PARADZIK Mladen				4	2	3	3
9	VALENTAKOVIC Valentino			2	3		1	1
10	TOTIC Igor							1
Team								
Totals		13	40	5	12	11	7	28

CRO played		
PR	VEN	2 - 0
PR	QAT	0 - 2
PR	UKR	1 - 2
SF	BRA	1 - 2
PL	QAT	2 - 1

LEGEND		
%	Efficiency	Ass Spec Assists
GK Points	Direct Goal (from Goal Area)	Ind Individual
P6m	6m Penalty Shoots	R6 Received 6m-Fouls
ST	Steals	SUS Suspension
		BS Blocked Shots
		No Shirt Number
		RC Red Cards
		TF Technical Fouls
		EX Exclusion
		P6 Penalty Fouls
		RCS 2nd Suspension & Red Card
		Trick Trick Shots

Timing and Results provided by TISSOT



Cumulative Statistics

Estadísticas acumulativas

QAT - Qatar

After 5 Matches

Headcoach: ALY Khaled Red Card: 1


No	Name	Total				Goals / Shots						Punishments			
		Points	Goals	Shots	%	Field	Trick Ind	Trick Team	Specialist	GK Points	P6m	SUS	RCS	RC	Exclusion
4	MABROUQ Hassan	5	3	5	60	1 / 1			1 / 3		1 / 1	2			
5	MURAD Abdulrazzaq	34	18	32	56	2 / 3	14 / 22	2 / 7				2			
7	OSMAN Mahmoud	64	33	42	79	2 / 2	5 / 7	1 / 2	23 / 29	1 / 1	1 / 1	1			
8	HASSAN Mohamed	6	4	8	50	2 / 2			2 / 6			2			
10	MOHAMED Ali	24	13	16	81	2 / 2	2 / 3	9 / 11						1	
12	YAFAI Mohsin	4	2	5	40					2 / 5					
16	MAHFOUZ Mohab														
20	HASSAB ALLA Mahmoud	5	3	8	38	1 / 2	2 / 3	0 / 1	0 / 2			4	2		
27	TANABANE Hani	54	29	44	66	4 / 5	5 / 12	19 / 23	0 / 1		1 / 3	2			
Totals		196	105	160	66	14 / 17	28 / 47	31 / 44	26 / 41	3 / 6	3 / 5	13	2	2	
Opponent		184	96	154	62	8 / 10	47 / 77	11 / 23	17 / 28		13 / 16	9	1		

No	Name	Technical skills						
		Ass	Ass Spec	ST	BS	R6	P6	TF
4	MABROUQ Hassan	1	1	1	1		3	2
5	MURAD Abdulrazzaq	3	1	2	1	1		2
7	OSMAN Mahmoud	10	16			1		5
8	HASSAN Mohamed	5	6	1		1	2	5
10	MOHAMED Ali	1				3	2	5
12	YAFAI Mohsin							1
16	MAHFOUZ Mohab							
20	HASSAB ALLA Mahmoud	4	3	1	3		3	6
27	TANABANE Hani	4					5	4
Team								
Totals		28	27	5	5	6	15	30

QAT played		
PR	UKR	2 - 1
PR	CRO	2 - 0
PR	VEN	2 - 0
SF	RUS	1 - 2
PL	CRO	1 - 2

LEGEND

%	Efficiency	Ass Spec	Assists	BS	Blocked Shots	EX	Exclusion
GK Points	Direct Goal (from Goal Area)	Ind	Individual	No	Shirt Number	P6	Penalty Fouls
P6m	6m Penalty Shoots	R6	Received 6m-Fouls	RC	Red Cards	RCS	2nd Suspension & Red Card
ST	Steals	SUS	Suspension	TF	Technical Fouls	Trick	Trick Shots

Timing and Results provided by  TISSOT



Cumulative Statistics

Estadísticas acumulativas

RUS - Russia

After 5 Matches

Headcoach: MILIDI Leonid


No	Name	Total				Goals / Shots						Punishments			
		Points	Goals	Shots	%	Field	Trick Ind	Trick Team	Specialist	GK Points	P6m	SUS	RCS	RC	Exclusion
1	ZABOLOTSKIY Anton	2	1	1	100					1 / 1		1			
2	PSHENICHNIY Aleksey											4			
3	SVESTULA Evgeny	42	21	30	70		16 / 21	5 / 9				1			
4	PROKHOROV Nikolay	40	20	31	65		2 / 4	18 / 27							
7	KHMELKOV Vladimir											2			
10	POLETAEV Vladimir	16	8	11	73	0 / 1			8 / 10						
11	KALASHNIKOV Roman	63	33	46	72	3 / 3	21 / 33				9 / 10				
13	DACHE Anton	27	14	23	61	1 / 2	1 / 3		12 / 18						
30	MAKSUTOV Eduard	2	1	1	100			1 / 1							
Totals		192	98	143	69	4 / 6	40 / 61	24 / 37	20 / 28	1 / 1	9 / 10	8			
Opponent		194	101	154	66	8 / 12	29 / 45	40 / 62	18 / 28	0 / 1	6 / 6	10	1	2	

No	Name	Technical skills						
		Ass	Ass Spec	ST	BS	R6	P6	TF
1	ZABOLOTSKIY Anton							
2	PSHENICHNIY Aleksey	1		2	2		2	
3	SVESTULA Evgeny	11				1	1	9
4	PROKHOROV Nikolay	3				2		7
7	KHMELKOV Vladimir			2	1		2	1
10	POLETAEV Vladimir		24			1		3
11	KALASHNIKOV Roman	3			1	1		6
13	DACHE Anton		18			4		7
30	MAKSUTOV Eduard							
Team								
Totals		18	42	4	4	9	5	33

RUS played		
PR	BRA	0 - 2
PR	COL	2 - 0
PR	AUS	2 - 0
SF	QAT	2 - 1
F	BRA	0 - 2

LEGEND

%	Efficiency	Ass Spec	Assists	BS	Blocked Shots	EX	Exclusion
GK Points	Direct Goal (from Goal Area)	Ind	Individual	No	Shirt Number	P6	Penalty Fouls
P6m	6m Penalty Shoots	R6	Received 6m-Fouls	RC	Red Cards	RCS	2nd Suspension & Red Card
ST	Steals	SUS	Suspension	TF	Technical Fouls	Trick	Trick Shots

Timing and Results provided by  TISSOT



Cumulative Statistics

Estadísticas acumulativas

UKR - Ukraine

After 5 Matches

Headcoach: SYCH Oleg Suspension: 1


No	Name	Total				Goals / Shots						Punishments			
		Points	Goals	Shots	%	Field	Trick Ind	Trick Team	Specialist	GK Points	P6m	SUS	RCS	RC	Exclusion
1	CHUPRYNA Igor	2	1	2	50					1 / 2					
2	SADOVYI Viacheslav											1	1		
3	GUNKO Dmytro	53	27	35	77	1 / 2	10 / 13	16 / 20				1			
4	LADYKO Viktor	57	30	41	73	3 / 3	4 / 4		22 / 33	1 / 1					
5	KOZAKEVYCH Artem	21	12	19	63	3 / 3	9 / 16								
6	RAKYTIN Volodymyr														
7	DENYSOV Zakhar	26	14	25	56	2 / 3	11 / 19	0 / 1	1 / 1		0 / 1	1			
9	MANKOVSKYY Yuriy	2	1	1	100		1 / 1					1			
10	POLTORATSKYI Oleksandr	79	42	60	70	5 / 7	23 / 34	8 / 10			6 / 9	1			
Totals		240	127	183	69	14 / 18	58 / 87	24 / 31	23 / 34	2 / 3	6 / 10	6	1		
Opponent		232	123	184	67	14 / 19	60 / 90	21 / 36	25 / 34	2 / 3	1 / 2	7	2		

No	Name	Technical skills						
		Ass	Ass Spec	ST	BS	R6	P6	TF
1	CHUPRYNA Igor	1						1
2	SADOVYI Viacheslav			2	3		1	
3	GUNKO Dmytro	3				2		7
4	LADYKO Viktor		30			1		3
5	KOZAKEVYCH Artem	6				1		3
6	RAKYTIN Volodymyr							
7	DENYSOV Zakhar	8	1			4	1	4
9	MANKOVSKYY Yuriy	2		3	2	1	2	1
10	POLTORATSKYI Oleksandr	7		2				2
Team								
Totals		28	31	7	5	9	4	21

UKR played		
PR	QAT	1 - 2
PR	VEN	1 - 2
PR	CRO	2 - 1
S5	AUS	2 - 0
PL	VEN	2 - 1

LEGEND

%	Efficiency	Ass Spec	Assists	BS	Blocked Shots	EX	Exclusion
GK Points	Direct Goal (from Goal Area)	Ind	Individual	No	Shirt Number	P6	Penalty Fouls
P6m	6m Penalty Shoots	R6	Received 6m-Fouls	RC	Red Cards	RCS	2nd Suspension & Red Card
ST	Steals	SUS	Suspension	TF	Technical Fouls	Trick	Trick Shots

Timing and Results provided by  TISSOT



Cumulative Statistics

Estadísticas acumulativas

VEN - Venezuela

After 5 Matches

Headcoach: SANCHEZ MORENO Octavio Jose Suspension: 1


No	Name	Total				Goals / Shots						Punishments			
		Points	Goals	Shots	%	Field	Trick Ind	Trick Team	Specialist	GK Points	P6m	SUS	RCS	RC	Exclusion
1	BARRANCO BERNAL Ali														
4	PALACIOS Jose	2	1	3	33		0 / 2			1 / 1		2			
5	ZAMBRANO INFANTE Kelwing	17	9	14	64	1 / 1			8 / 13						
8	MARTINEZ BARRETO Carlos	2	1	1	100					1 / 1		1			
9	TIMAURE DORANTE Rona	37	19	29	66	1 / 1	15 / 25	2 / 2	1 / 1			3		1	
13	PENALOZA MEDINA Jhonny	61	34	58	59	7 / 10	21 / 42	1 / 1			5 / 5	1	1		
15	LOPEZ MACHADO Victor Alonso	10	5	11	45		5 / 8	0 / 3							
16	BARRIOS BATISTA Jesus	43	22	35	63	1 / 1	8 / 13	13 / 21							
19	BRACHO CASTELLANO Wilmer	22	11	13	85		2 / 3		9 / 10						
Totals		194	102	164	62	10 / 13	51 / 93	16 / 27	18 / 24	2 / 2	5 / 5	8	1	1	
Opponent		210	111	168	66	12 / 16	39 / 59	29 / 43	22 / 35	2 / 5	7 / 10	9	3		

No	Name	Technical skills						
		Ass	Ass Spec	ST	BS	R6	P6	TF
1	BARRANCO BERNAL Ali	1		4	2			
4	PALACIOS Jose			3	1		2	2
5	ZAMBRANO INFANTE Kelwing	1	19			1		2
8	MARTINEZ BARRETO Carlos							1
9	TIMAURE DORANTE Rona		1	3		1	5	3
13	PENALOZA MEDINA Jhonny			1		2	2	6
15	LOPEZ MACHADO Victor Alonso							4
16	BARRIOS BATISTA Jesus							10
19	BRACHO CASTELLANO Wilmer		8			1		3
Team								
Totals		20	28	11	3	5	9	31

VEN played		
PR	CRO	0 - 2
PR	UKR	2 - 1
PR	QAT	0 - 2
S5	COL	2 - 1
PL	UKR	1 - 2

LEGEND

%	Efficiency	Ass Spec	Assists	BS	Blocked Shots	EX	Exclusion
GK Points	Direct Goal (from Goal Area)	Ind	Individual	No	Shirt Number	P6	Penalty Fouls
P6m	6m Penalty Shoots	R6	Received 6m-Fouls	RC	Red Cards	RCS	2nd Suspension & Red Card
ST	Steals	SUS	Suspension	TF	Technical Fouls	Trick	Trick Shots

Timing and Results provided by  TISSOT




Overall Team Statistics

Estatísticas Gerais da Equipe

As of SUN 4 AUG 2013

Team	MP	Field		Trick Ind		Trick Team		Specialist		GK Points		P6m		Total		AS / ASS	TF	ST	BS	Punishments			
		G/S	%	G/S	%	G/S	%	G/S	%	G/S	%	G/S	%	G/S	%					SUS	RCS	RC	EX
AUS	5	6/12	50	20/49	41	17/42	40	18/31	58			4/7	57	65/141	46	22/18	25	1	3	4	1	1	
BRA	5	7/8	88	36/46	78	53/70	76	15/26	58	0/1	0	12/13	92	123/164	75	21/47	22	7	10	3			
COL	5	11/14	79	32/65	49	16/36	44	21/32	66	1/4	25	2/6	33	83/157	53	39/18	29	8	9	9	2	2	
CRO	5	10/12	83	53/82	65	12/26	46	20/34	59			9/11	82	104/165	63	13/40	28	5	12	7	1	1	
QAT	5	14/17	82	28/47	60	31/44	70	26/41	63	3/6	50	3/5	60	105/160	66	28/27	30	5	5	13	2	2	
RUS	5	4/6	67	40/61	66	24/37	65	20/28	71	1/1	100	9/10	90	98/143	69	18/42	33	4	4	8			
UKR	5	14/18	78	58/87	67	24/31	77	23/34	68	2/3	67	6/10	60	127/183	69	28/31	21	7	5	6	1		
VEN	5	10/13	77	51/93	55	16/27	59	18/24	75	2/2	100	5/5	100	102/164	62	20/28	31	11	3	8	1	1	
	20	76/100	76	318/530	60	193/313	62	161/250	64	9/17	53	50/67	75	807/1277	63	189/251	219	48	51	58	8	7	

LEGEND							
%	Efficiency	AS / ASS	Assists / Assists Specialist	BS	Blocked Shots	EX	Exclusion
Field	Field Shots	G/S	Goals / Shots	GK Points	Direct Goal (from Goal Area)	Ind	Individual
MP	Matches Played	P6m	6m Penalty Shoots	RC	Red Cards	RCS	2nd Suspension & Red Card
ST	Steals	SUS	Suspension	TF	Technical Fouls	Trick	Trick Shots

Timing and Results provided by  TISSOT




Team Fair Play
Fair Play das Equipes
As of SUN 4 AUG 2013

Team	MP	SUS	RCS	RC	Exclusion	Points	
						Total	Avg.
Brazil	5	3	0	0	0	3	0.6
Ukraine	5	6	1	0	0	7	1.4
Russia	5	8	0	0	0	8	1.6
Australia	5	4	1	1	0	8	1.6
Croatia	5	7	1	1	0	11	2.2
Venezuela	5	8	1	1	0	12	2.4
Colombia	5	9	2	2	0	17	3.4
Qatar	5	13	2	2	0	21	4.2

NOTE
Points = (SUS) x 1 & (RCS) x 1 & (RC) x 3 & (EX) x 5

LEGEND
Avg. Average per Match **EX** Exclusion **MP** Matches Played **RC** Red Cards
RCS 2nd Suspension & Red Card **SUS** Suspension

Timing and Results provided by  **TISSOT**



Individual Statistics

Estatísticas Individuais

As of SUN 4 AUG 2013

Goalscorer (Top 30)

Rank	No	Name	Team	MP	Points
1	10	POLTORATSKYI Oleksandr	UKR	5	79
2	5	AMARAL Nailson	BRA	5	73
3	7	OSMAN Mahmoud	QAT	5	64
4	11	KALASHNIKOV Roman	RUS	5	63
5	13	PENALOZA MEDINA Jhonny	VEN	5	61
6	10	DE PAES PIRES Gil Vicente	BRA	5	60
7	4	LADYKO Viktor	UKR	5	57
8	27	TANABANE Hani	QAT	5	54
9	3	GUNKO Dmytro	UKR	5	53
10	7	GUSMAO Thiago	BRA	5	49
11	6	DJKIC Zvonimir	CRO	5	44
11	5	JURIC Ivan	CRO	5	44
13	16	BARRIOS BATISTA Jesus	VEN	5	43
14	3	SVESTULA Evgeny	RUS	5	42
15	4	PROKHOROV Nikolay	RUS	5	40
16	69	LOPEZ VELEZ Juan Pablo	COL	5	38
17	9	TIMAURE DORANTE Rona	VEN	5	37
18	6	CARLOS DE OLIVEIRA Bruno	BRA	5	34
18	8	GALLAUGHER Nicholas	AUS	5	34
18	5	MURAD Abdulrazzaq	QAT	5	34
18	8	VALENCIA ORTIZ Jhon German	COL	5	34
22	13	TURECEK Lucas	AUS	5	28
22	19	VALENCIA HOYOS Carlos Jose	COL	5	28
24	13	DACHE Anton	RUS	5	27
24	4	DUMENCIC Ivan	CRO	5	27
26	7	DENYSOV Zakhar	UKR	5	26
27	10	MOHAMED Ali	QAT	5	24
27	4	NICHOLSON Scott	AUS	5	24
29	11	TAMIR Dotan	AUS	5	23
30	19	BRACHO CASTELLANO Wilmer	VEN	5	22
30	7	VOJNOVIC Drago	CRO	5	22
32	5	KOZAKEVYCH Artem	UKR	5	21
32	8	PARADZIK Mladen	CRO	5	21
34	18	LOPEZ ROJAS Juan Manuel	COL	5	20
35	12	RIASCOS CARDENAS Diego	COL	5	19
36	3	SEMREN Matej	CRO	5	18
37	5	ZAMBRANO INFANTE Kelwing	VEN	5	17
38	10	POLETAEV Vladimir	RUS	5	16
39	15	EPSTEIN Daniel	AUS	5	15
39	3	NOVAIS ALVES Wellington	BRA	5	15

Assists (Top 30)

Rank	No	Name	Team	MP	Assists	Avg.
1	6	CARLOS DE OLIVEIRA Bruno	BRA	5	45	9.0
2	4	DUMENCIC Ivan	CRO	5	40	8.0
3	4	LADYKO Viktor	UKR	5	30	6.0
4	7	OSMAN Mahmoud	QAT	5	26	5.2
5	10	POLETAEV Vladimir	RUS	5	24	4.8
6	19	VALENCIA HOYOS Carlos Jose	COL	5	22	4.4
7	5	ZAMBRANO INFANTE Kelwing	VEN	5	20	4.0
8	11	TAMIR Dotan	AUS	5	19	3.8
9	13	DACHE Anton	RUS	5	18	3.6
10	19	BRACHO CASTELLANO Wilmer	VEN	5	11	2.2
10	8	HASSAN Mohamed	QAT	5	11	2.2
10	3	SVESTULA Evgeny	RUS	5	11	2.2
10	13	TURECEK Lucas	AUS	5	11	2.2
10	8	VALENCIA ORTIZ Jhon German	COL	5	11	2.2
15	7	DENYSOV Zakhar	UKR	5	9	1.8
15	9	EUGENIO Danilo	BRA	5	9	1.8
15	69	LOPEZ VELEZ Juan Pablo	COL	5	9	1.8
18	20	HASSAB ALLA Mahmoud	QAT	5	7	1.4
18	1	HORVAT Hrvoje	CRO	5	7	1.4
18	10	POLTORATSKYI Oleksandr	UKR	5	7	1.4
21	5	AMARAL Nailson	BRA	5	6	1.2
21	5	KOZAKEVYCH Artem	UKR	5	6	1.2
21	13	PENALOZA MEDINA Jhonny	VEN	5	6	1.2
24	6	HERRERA ALVAREZ Abel	COL	5	5	1.0
24	18	LOPEZ ROJAS Juan Manuel	COL	5	5	1.0
26	10	DE PAES PIRES Gil Vicente	BRA	5	4	0.8
26	15	EPSTEIN Daniel	AUS	5	4	0.8
26	15	LOPEZ MACHADO Victor Alonso	VEN	5	4	0.8
26	5	MURAD Abdulrazzaq	QAT	5	4	0.8
26	27	TANABANE Hani	QAT	5	4	0.8
31	16	BARRIOS BATISTA Jesus	VEN	5	3	0.6
31	3	GUNKO Dmytro	UKR	5	3	0.6
31	11	KALASHNIKOV Roman	RUS	5	3	0.6
31	4	PROKHOROV Nikolay	RUS	5	3	0.6
31	3	SEMREN Matej	CRO	5	3	0.6
31	9	TIMAURE DORANTE Rona	VEN	5	3	0.6



Individual Statistics

Estatísticas Individuais

As of SUN 4 AUG 2013

Points and Assists (Top 30)

Rank	No	Name	Team	MP	Points	Assists	Points & Assists
1	7	OSMAN Mahmoud	QAT	5	64	26	90
2	4	LADYKO Viktor	UKR	5	57	30	87
3	10	POLTORATSKYI Oleksandr	UKR	5	79	7	86
4	5	AMARAL Nailson	BRA	5	73	6	79
4	6	CARLOS DE OLIVEIRA Bruno	BRA	5	34	45	79
6	4	DUMENCIC Ivan	CRO	5	27	40	67
6	13	PENALOZA MEDINA Jhonny	VEN	5	61	6	67
8	11	KALASHNIKOV Roman	RUS	5	63	3	66
9	10	DE PAES PIRES Gil Vicente	BRA	5	60	4	64
10	27	TANABANE Hani	QAT	5	54	4	58
11	3	GUNKO Dmytro	UKR	5	53	3	56
12	3	SVESTULA Evgeny	RUS	5	42	11	53
13	7	GUSMAO Thiago	BRA	5	49	2	51
14	19	VALENCIA HOYOS Carlos Jose	COL	5	28	22	50
15	69	LOPEZ VELEZ Juan Pablo	COL	5	38	9	47
16	16	BARRIOS BATISTA Jesus	VEN	5	43	3	46
17	13	DACHE Anton	RUS	5	27	18	45
17	5	JURIC Ivan	CRO	5	44	1	45
17	8	VALENCIA ORTIZ Jhon German	COL	5	34	11	45
20	6	DJIKIC Zvonimir	CRO	5	44		44
21	4	PROKHOROV Nikolay	RUS	5	40	3	43
22	11	TAMIR Dotan	AUS	5	23	19	42
23	10	POLETAEV Vladimir	RUS	5	16	24	40
23	9	TIMAURE DORANTE Rona	VEN	5	37	3	40
25	13	TURECEK Lucas	AUS	5	28	11	39
26	5	MURAD Abdulrazzaq	QAT	5	34	4	38
27	5	ZAMBRANO INFANTE Kelwing	VEN	5	17	20	37
28	7	DENYSOV Zakhar	UKR	5	26	9	35
28	8	GALLAUGHER Nicholas	AUS	5	34	1	35
30	19	BRACHO CASTELLANO Wilmer	VEN	5	22	11	33
31	5	KOZAKEVYCH Artem	UKR	5	21	6	27
32	4	NICHOLSON Scott	AUS	5	24	2	26
33	18	LOPEZ ROJAS Juan Manuel	COL	5	20	5	25
33	10	MOHAMED Ali	QAT	5	24	1	25
35	7	VOJNOVIC Drago	CRO	5	22	2	24
36	8	PARADZIK Mladen	CRO	5	21		21
36	12	RIASCOS CARDENAS Diego	COL	5	19	2	21
36	3	SEMREN Matej	CRO	5	18	3	21
39	15	EPSTEIN Daniel	AUS	5	15	4	19



Individual Statistics

Estatísticas Individuais

As of SUN 4 AUG 2013

Punishments (Top 30)

Rank	No	Name	Team	MP	SUS	RCS	RC	EX	Points	
									Total	Avg.
1	2	VILLA ARANGO Julian Alberto	COL	5	3	1	1	0	7	1.4
2	20	HASSAB ALLA Mahmoud	QAT	5	4	2	0	0	6	1.2
2	9	TIMAURE DORANTE Rona	VEN	5	3	0	1	0	6	1.2
4	23	ROJAS MONTOYA Yoni Leandro	COL	5	4	1	0	0	5	1.0
5	5	DAVIDSON William	AUS	5	3	1	0	0	4	0.8
5	2	PSHENICHNIY Aleksey	RUS	5	4	0	0	0	4	0.8
7	8	GALLAUGHER Nicholas	AUS	5	0	0	1	0	3	0.6
7	5	JURIC Ivan	CRO	5	2	1	0	0	3	0.6
7	18	LOPEZ ROJAS Juan Manuel	COL	5	0	0	1	0	3	0.6
7	10	MOHAMED Ali	QAT	5	0	0	1	0	3	0.6
7	10	TOTIC Igor	CRO	5	0	0	1	0	3	0.6
12	8	HASSAN Mohamed	QAT	5	2	0	0	0	2	0.4
12	7	KHMELKOV Vladimir	RUS	5	2	0	0	0	2	0.4
12	4	MABROUQ Hassan	QAT	5	2	0	0	0	2	0.4
12	5	MURAD Abdulrazzaq	QAT	5	2	0	0	0	2	0.4
12	4	PALACIOS Jose	VEN	5	2	0	0	0	2	0.4
12	8	PARADZIK Mladen	CRO	5	2	0	0	0	2	0.4
12	13	PENALOZA MEDINA Jhonny	VEN	5	1	1	0	0	2	0.4
12	12	RIASCOS CARDENAS Diego	COL	5	2	0	0	0	2	0.4
12	2	SADOVYI Viacheslav	UKR	5	1	1	0	0	2	0.4
12	27	TANABANE Hani	QAT	5	2	0	0	0	2	0.4
12	9	VALENTAKOVIC Valentino	CRO	5	2	0	0	0	2	0.4
23	2	BARCELLOS Thiago	BRA	5	1	0	0	0	1	0.2
23	7	DENYSOV Zakhar	UKR	5	1	0	0	0	1	0.2
23	6	DJIKIC Zvonimir	CRO	5	1	0	0	0	1	0.2
23	3	GUNKO Dmytro	UKR	5	1	0	0	0	1	0.2
23	7	GUSMAO Thiago	BRA	5	1	0	0	0	1	0.2
23	24	KELSO Andrew	AUS	5	1	0	0	0	1	0.2
23	9	MANKOVSKYY Yuriy	UKR	5	1	0	0	0	1	0.2
23	8	MARTINEZ BARRETO Carlos	VEN	5	1	0	0	0	1	0.2
23	7	OSMAN Mahmoud	QAT	5	1	0	0	0	1	0.2
23	8	PEREIRA Jarison	BRA	5	1	0	0	0	1	0.2
23	10	POLTORATSKYI Oleksandr	UKR	5	1	0	0	0	1	0.2
23	3	SVESTULA Evgeny	RUS	5	1	0	0	0	1	0.2
23	1	ZABOLOTSKIY Anton	RUS	5	1	0	0	0	1	0.2

NOTE

Points = (SUS) x 1 & (RCS) x 1 & (RC) x 3 & (EX) x 5

LEGEND

Avg.	Average per Match	EX	Exclusion	Ind	Individual	MP	Matches Played
No	Players Number	RC	Red Cards	RCS	2nd Suspension & Red Card	SUS	Suspension

Timing and Results provided by **TISSOT**



Medallists

Medallistas

GOLD	SILVER	BRONZE
------	--------	--------

BRA - Brazil

- 1 TORRES Jaime
- 2 BARCELLOS Thiago
- 3 NOVAIS ALVES Wellington
- 5 AMARAL Nailson
- 6 CARLOS DE OLIVEIRA Bruno
- 7 GUSMAO Thiago
- 8 PEREIRA Jarison
- 9 EUGENIO Danilo
- 10 DE PAES PIRES Gil Vicente

RUS - Russia

- 1 ZABOLOTSKIY Anton
- 2 PSHENICHNIY Aleksey
- 3 SVESTULA Evgeny
- 4 PROKHOROV Nikolay
- 7 KHMELKOV Vladimir
- 10 POLETAEV Vladimir
- 11 KALASHNIKOV Roman
- 13 DACHE Anton
- 30 MAKSUTOV Eduard

CRO - Croatia

- 1 HORVAT Hrvoje
- 3 SEMREN Matej
- 4 DUMENCIC Ivan
- 5 JURIC Ivan
- 6 DJIKIC Zvonimir
- 7 VOJNOVIC Drago
- 8 PARADZIK Mladen
- 9 VALENTAKOVIC Valentino
- 10 TOTIC Igor

RESULTBOOK

BEACH HANDBALL

Men's Preliminary Round Group A



The World Games
2013 CALI
Fair Play To The Planet



sura



Avianca
A STAR ALLIANCE MEMBER

TISSOT

Comfandi
Tu mano amiga

Carvajal



Cañaveralejo Bullfighting Ring
Plaza De Toros Cañaveralejo

The World Games
2013 CALI
Fair Play To The Planet

SAT 3 AUG 2013
11:20

Beach Handball
Balonmano de Playa

Men
Masculino

Preliminaries - Group A
Ronda Preliminar - Grupo A



Match No.: 1 - Court 1

Start List
Lista de Salida

Brazil vs Colombia

REFEREES:

Chalcenko Anastasiia (UKR)
Zhosan Viktoriia (UKR)

BRA - Brazil

No	Name	Height m/ft in	Weight kg/lbs	Competition Statistics								
				MP	Points	1PT	2PT	SUS	RCS	RC	EX	
1	TORRES Jaime			2								
2	BARCELLOS Thiago			2								
3	NOVAIS ALVES Wellington			2	8		4/6					
5	AMARAL Nailson			2	29	1/1	14/17					
6	CARLOS DE OLIVEIRA Bruno			2	12		6/8					
7	GUSMAO Thiago			2	12		6/8	1				
8	PEREIRA Jarison			2	8		4/4	1				
9	EUGENIO Danilo			2								
10	DE PAES PIRES Gil Vicente			2	28		14/21					
Headcoach: GUERRA PEIXE Antonio												

BRA played		
PR	RUS	2 - 0
PR	AUS	2 - 0

COL - Colombia

No	Name	Height m/ft in	Weight kg/lbs	Competition Statistics								
				MP	Points	1PT	2PT	SUS	RCS	RC	EX	
2	VILLA ARANGO Julian Alberto	1.98/6'6"	84/185	2				2				
6	HERRERA ALVAREZ Abel	1.77/5'10"	75/165	2								
8	VALENCIA ORTIZ Jhon German	1.88/6'2"	82/181	2	9	1/2	4/10					
12	RIASCOS CARDENAS Diego	1.96/6'5"	93/205	2	5	1/1	2/5					
18	LOPEZ ROJAS Juan Manuel	1.89/6'2"	75/165	2	10		5/9				1	
19	VALENCIA HOYOS Carlos Jose	1.87/6'2"	84/185	2	12		6/11					
23	ROJAS MONTOYA Yoni Leandro	1.84/6'0"	88/194	2	2		1/1	1	1			
69	LOPEZ VELEZ Juan Pablo	1.75/5'9"	70/154	2	18	2/2	8/16					
89	RIVAS Andres Felipe	1.76/5'9"	78/172	2	3	1/1	1/1					
Headcoach: REBOLLEDO CAICEDO Edwin												

COL played		
PR	AUS	2 - 1
PR	RUS	0 - 2

LEGEND							
1PT	One Point	2PT	Two Points	EX	Exclusion	MP	Matches Played
No	Shirt Number	PR	Preliminary Round	RC	Red Cards	RCS	2nd Suspension & Red Card
SUS	Suspension						

Timing and Results provided by TISSOT





Match No.: 1 - Court 1

Match Report

Reporte del partido

Brazil 2 vs 0 Colombia

REFEREES:

Chalcenko Anastasiia (UKR)
Zhosan Viktoriia (UKR)

1st Period: 22 - 14

2nd Period: 22 - 21

BRA - Brazil

Headcoach: GUERRA PEIXE Antonio

Team time outs: 1

No	Name	Total				Goals / Shots						Punishments			
		Points	Goals	Shots	%	Field	Trick Ind	Trick Team	Specialist	GK Points	P6m	SUS	RCS	RC	Exclusion
1	TORRES Jaime														
2	BARCELLOS Thiago											1			
3	NOVAIS ALVES Wellington	3	2	2	100	1 / 1	1 / 1								
5	AMARAL Nailson	13	7	10	70	1 / 1	1 / 4	3 / 3			2 / 2				
6	CARLOS DE OLIVEIRA Bruno	4	2	4	50				2 / 4						
7	GUSMAO Thiago	10	6	7	86	2 / 2	3 / 4	1 / 1							
8	PEREIRA Jarison														
9	EUGENIO Danilo														
10	DE PAES PIRES Gil Vicente	14	7	8	88		1 / 1	6 / 6			0 / 1				
Totals		44	24	31	77	4 / 4	6 / 10	10 / 10	2 / 4		2 / 3	1			

COL - Colombia

Headcoach: REBOLLEDO CAICEDO Edwin

Team time outs: 2

No	Name	Total				Goals / Shots						Punishments			
		Points	Goals	Shots	%	Field	Trick Ind	Trick Team	Specialist	GK Points	P6m	SUS	RCS	RC	Exclusion
2	VILLA ARANGO Julian Alberto													1	
6	HERRERA ALVAREZ Abel														
8	VALENCIA ORTIZ Jhon German	9	5	10	50	1 / 1	1 / 3	2 / 5			1 / 1				
12	RIASCOS CARDENAS Diego	8	4	6	67		2 / 3	2 / 3				1			
18	LOPEZ ROJAS Juan Manuel														
19	VALENCIA HOYOS Carlos Jose	12	6	8	75				6 / 8						
23	ROJAS MONTOYA Yoni Leandro											1			
69	LOPEZ VELEZ Juan Pablo	6	3	7	43		1 / 3	2 / 4							
89	RIVAS Andres Felipe														
Totals		35	18	31	58	1 / 1	4 / 9	6 / 12	6 / 8		1 / 1	2		1	

Team Comparison

	1st Period				2nd Period			
	Brazil		Colombia		Brazil		Colombia	
	Goals/Shots	Eff %	Goals/Shots	Eff %	Goals/Shots	Eff %	Goals/Shots	Eff %
Trick Shots Team	8 / 8	100	3 / 6	50	2 / 2	100	3 / 6	50
Trick Shots Ind.	1 / 2	50	1 / 5	20	5 / 8	63	3 / 4	75
Specialist Shots	1 / 3	33	3 / 3	100	1 / 1	100	3 / 5	60
Field Shots	2 / 2	100			2 / 2	100	1 / 1	100
Goalkeeper Shots								
Penalty Shots	0 / 1	0			2 / 2	100	1 / 1	100



Match No.: 1 - Court 1

Match Report

Reporte del partido

Brazil 2 vs 0 Colombia

REFEREES:

Chalcenko Anastasiia (UKR)
Zhosan Viktoriia (UKR)

1st Period: 22 - 14

2nd Period: 22 - 21

BRA - Brazil

No	Name	Technical skills						
		Ass	Ass Spec	ST	BS	R6	P6	TF
1	TORRES Jaime							
2	BARCELLOS Thiago				1		1	
3	NOVAIS ALVES Wellington							1
5	AMARAL Nailson	1						
6	CARLOS DE OLIVEIRA Bruno	1	2			1		
7	GUSMAO Thiago							1
8	PEREIRA Jarison							
9	EUGENIO Danilo				1			
10	DE PAES PIRES Gil Vicente					1		
Team								
Totals		2	2		2	2	1	2

Running Score

BRA - COL

1st Period

DE PAES PIRES G.	2	: 0
DE PAES PIRES G.	4	: 0
GUSMAO T.	6	: 0
	6	: 2
AMARAL N.	8	: 2
	8	: 4
CARLOS DE OLIVEIRA B.	10	: 4
	10	: 6
DE PAES PIRES G.	12	: 8
DE PAES PIRES G.	14	: 8
DE PAES PIRES G.	16	: 8
	16	: 10
GUSMAO T.	17	: 10
GUSMAO T.	19	: 10
	19	: 12
	19	: 14
DE PAES PIRES G.	21	: 14
AMARAL N.	22	: 14

2nd Period

NOVAIS ALVES W.	2	: 0
	2	: 2
AMARAL N.	4	: 2
AMARAL N.	6	: 2
	6	: 4
AMARAL N.	8	: 4
CARLOS DE OLIVEIRA B.	10	: 4
	10	: 6
	10	: 7
DE PAES PIRES G.	12	: 7
	12	: 9
NOVAIS ALVES W.	13	: 9
	13	: 11
	13	: 13
AMARAL N.	15	: 13
	15	: 15
GUSMAO T.	17	: 15
	17	: 17
GUSMAO T.	19	: 17
	19	: 19
AMARAL N.	21	: 19
	21	: 21
GUSMAO T.	22	: 21

COL - Colombia

No	Name	Technical skills						
		Ass	Ass Spec	ST	BS	R6	P6	TF
2	VILLA ARANGO Julian Alberto			2				
6	HERRERA ALVAREZ Abel	1						
8	VALENCIA ORTIZ Jhon German							
12	RIASCOS CARDENAS Diego	1					1	2
18	LOPEZ ROJAS Juan Manuel							
19	VALENCIA HOYOS Carlos Jose	3	1			1		
23	ROJAS MONTOYA Yoni Leandro						1	
69	LOPEZ VELEZ Juan Pablo	2						2
89	RIVAS Andres Felipe							
Team								
Totals		7	1	2		1	2	4

LEGEND

EX	Struck out Players did not play	%	Efficiency	Ass	Assists	BS	Blocked Shots
No	Exclusion	GG	Golden Goal	GK	Goal Keeper	Ind	Individual
RC	Shirt Number	P6	Penalty Fouls	P6m	6m Penalty Shoots	R6	Received 6m-Fouls
SUS	Red Cards	RCS	2nd Suspension & Red Card	Spec	Specialist	ST	Steals
	Suspension	TF	Technical Fouls	Trick	Trick Shots		



Match No.: 2 - Court 2

Start List
Lista de Salida

Russia vs Australia

REFEREES:

Markvoort Jeanette (NED)
Perez Dominguez Vanesa (ESP)

RUS - Russia

No	Name	Height m/ft in	Weight kg/lbs	Competition Statistics								
				MP	Points	1PT	2PT	SUS	RCS	RC	EX	
1	ZABOLOTSKIY Anton	1.90/6'3"	83/183	2	2		1/1					
2	PSHENICHNIY Aleksey	2.00/6'7"	88/194	2				2				
3	SVESTULA Evgeny	1.96/6'5"	82/181	2	12		6/11	1				
4	PROKHOROV Nikolay	1.98/6'6"	86/190	2	16		8/12					
7	KHMELKOV Vladimir	1.96/6'5"	81/179	2								
10	POLETAEV Vladimir	1.80/5'11"	76/168	2	4		2/2					
11	KALASHNIKOV Roman	1.80/5'11"	80/176	2	31	3/3	14/19					
13	DACHE Anton	1.78/5'10"	74/163	2	6		3/4					
30	MAKSUTOV Eduard	1.93/6'4"	78/172	2								
Headcoach: MILIDI Leonid												

RUS played		
PR	BRA	0 - 2
PR	COL	2 - 0

AUS - Australia

No	Name	Height m/ft in	Weight kg/lbs	Competition Statistics								
				MP	Points	1PT	2PT	SUS	RCS	RC	EX	
1	BRENNAN James	1.85/6'1"	81/179	2								
4	NICHOLSON Scott	1.93/6'4"	91/201	2	12	0/1	6/16					
5	DAVIDSON William	1.87/6'2"	95/209	2				2	1			
8	GALLAUGHER Nicholas	1.90/6'3"	85/187	2	10	2/2	4/10			1		
9	WRIGHT Zachary	1.83/6'0"	67/148	2								
11	TAMIR Dotan	1.80/5'11"	80/176	2	6		3/3					
13	TURECEK Lucas	1.99/6'6"	98/216	2	8		4/14					
15	EPSTEIN Daniel			2	4	0/1	2/5					
24	KELSO Andrew	1.82/6'0"	68/150	2								
Headcoach: MENSING Boris												

AUS played		
PR	COL	1 - 2
PR	BRA	0 - 2

LEGEND							
1PT	One Point	2PT	Two Points	EX	Exclusion	MP	Matches Played
No	Shirt Number	PR	Preliminary Round	RC	Red Cards	RCS	2nd Suspension & Red Card
SUS	Suspension						





Match No.: 2 - Court 2

Match Report

Reporte del partido

Russia 2 vs 0 Australia

REFEREES:

Markvoort Jeanette (NED)

Perez Dominguez Vanesa (ESP)

1st Period: 14 - 11

2nd Period: 18 - 12

RUS - Russia

Headcoach: MILIDI Leonid

No	Name	Total				Goals / Shots						Punishments			
		Points	Goals	Shots	%	Field	Trick Ind	Trick Team	Specialist	GK Points	P6m	SUS	RCS	RC	Exclusion
1	ZABOLOTSKIY Anton														
2	PSHENICHNIY Aleksey											1			
3	SVESTULA Evgeny	10	5	6	83		3 / 4	2 / 2							
4	PROKHOROV Nikolay	12	6	11	55		0 / 1	6 / 10							
7	KHMELKOV Vladimir											1			
10	POLETAEV Vladimir														
11	KALASHNIKOV Roman	6	3	6	50		1 / 4				2 / 2				
13	DACHE Anton	2	1	5	20	0 / 1	0 / 1		1 / 3						
30	MAKSUTOV Eduard	2	1	1	100			1 / 1							
Totals		32	16	29	55	0 / 1	4 / 10	9 / 13	1 / 3		2 / 2	2			

AUS - Australia

Headcoach: MENSING Boris

Team time outs: 1

No	Name	Total				Goals / Shots						Punishments			
		Points	Goals	Shots	%	Field	Trick Ind	Trick Team	Specialist	GK Points	P6m	SUS	RCS	RC	Exclusion
1	BRENNAN James														
4	NICHOLSON Scott	4	2	4	50		0 / 1	2 / 3							
5	DAVIDSON William											1			
8	GALLAUGHER Nicholas	8	4	8	50	0 / 1	1 / 1	3 / 6							
9	WRIGHT Zachary														
11	TAMIR Dotan	2	1	2	50				1 / 2						
13	TURECEK Lucas	6	3	9	33	0 / 2	0 / 1	0 / 1	1 / 3		2 / 2				
15	EPSTEIN Daniel	3	2	7	29	1 / 1	0 / 3	1 / 3							
24	KELSO Andrew														
Totals		23	12	30	40	1 / 4	1 / 6	6 / 13	2 / 5		2 / 2	1			

Team Comparison

	1st Period				2nd Period			
	Russia		Australia		Russia		Australia	
	Goals/Shots	Eff %	Goals/Shots	Eff %	Goals/Shots	Eff %	Goals/Shots	Eff %
Trick Shots Team	4 / 7	57	3 / 4	75	5 / 6	83	3 / 9	33
Trick Shots Ind.	2 / 7	29	1 / 3	33	2 / 3	67	0 / 3	0
Specialist Shots			1 / 2	50	1 / 3	33	1 / 3	33
Field Shots	0 / 1	0	1 / 4	25				
Goalkeeper Shots								
Penalty Shots	1 / 1	100			1 / 1	100	2 / 2	100



Match No.: 2 - Court 2

Match Report

Reporte del partido

Russia 2 vs 0 Australia

REFEREES:

Markvoort Jeanette (NED)

Perez Dominguez Vanesa (ESP)

1st Period: 14 - 11

2nd Period: 18 - 12

RUS - Russia

No	Name	Technical skills						
		Ass	Ass Spec	ST	BS	R6	P6	TF
1	ZABOLOTSKIY Anton							
2	PSHENICHNIY Aleksey	1		1				
3	SVESTULA Evgeny	3						1
4	PROKHOROV Nikolay	1				1		
7	KHMELKOV Vladimir						1	
10	POLETAEV Vladimir		2					
11	KALASHNIKOV Roman				1			
13	DACHE Anton		2					
30	MAKSUTOV Eduard							
Team								
Totals		5	4	1	1	1	1	1

AUS - Australia

No	Name	Technical skills						
		Ass	Ass Spec	ST	BS	R6	P6	TF
1	BRENNAN James							
4	NICHOLSON Scott							
5	DAVIDSON William						1	
8	GALLAUGHER Nicholas	1						
9	WRIGHT Zachary							
11	TAMIR Dotan	1	2					
13	TURECEK Lucas		1			1		
15	EPSTEIN Daniel	2						2
24	KELSO Andrew							
Team								
Totals		4	3			1	1	2

Running Score

RUS - AUS

1st Period

PROKHOROV N.	2	: 0	
KALASHNIKOV R.	4	: 0	
	4	: 2	NICHOLSON S.
	4	: 4	GALLAUGHER N.
SVESTULA E.	6	: 4	
SVESTULA E.	8	: 4	
SVESTULA E.	10	: 4	
	10	: 6	TURECEK L.
PROKHOROV N.	12	: 6	
	12	: 8	EPSTEIN D.
	12	: 10	NICHOLSON S.
SVESTULA E.	14	: 10	
	14	: 11	EPSTEIN D.

2nd Period

PROKHOROV N.	2	: 0	
KALASHNIKOV R.	4	: 0	
SVESTULA E.	6	: 0	
PROKHOROV N.	8	: 0	
	8	: 2	TAMIR D.
MAKSUTOV E.	10	: 2	
PROKHOROV N.	12	: 2	
KALASHNIKOV R.	14	: 2	
	14	: 4	GALLAUGHER N.
	14	: 6	GALLAUGHER N.
	14	: 8	GALLAUGHER N.
PROKHOROV N.	16	: 8	
	16	: 10	TURECEK L.
DACHE A.	18	: 10	
	18	: 12	TURECEK L.

LEGEND

EX	Struck out Players did not play	%	Efficiency	Ass	Assists	BS	Blocked Shots
No	Exclusion	GG	Golden Goal	GK	Goal Keeper	Ind	Individual
RC	Shirt Number	P6	Penalty Fouls	P6m	6m Penalty Shoots	R6	Received 6m-Fouls
SUS	Red Cards	RCS	2nd Suspension & Red Card	Spec	Specialist	ST	Steals
	Suspension	TF	Technical Fouls	Trick	Trick Shots		





Cañaveralejo Bullfighting Ring
Plaza De Toros Cañaveralejo

The World Games
2013 CALI
Fair Play To The Planet

FRI 2 AUG 2013
17:50

Beach Handball

Balonmano de Playa

Men

Masculino

Preliminaries - Group A

Ronda Preliminar - Grupo A



Match No.: 3 - Court 1

Start List

Lista de Salida

Australia

vs

Brazil

REFEREES:

Martinez Isola Pablo Gaston (URU)

Monico Ottado Luis Alberto (URU)

AUS - Australia

No	Name	Height m/ft in	Weight kg/lbs	Competition Statistics							
				MP	Points	1PT	2PT	SUS	RCS	RC	EX
1	BRENNAN James	1.85/6'1"	81/179	1							
4	NICHOLSON Scott	1.93/6'4"	91/201	1	6		3/5				
5	DAVIDSON William	1.87/6'2"	95/209	1				1			
8	GALLAUGHER Nicholas	1.90/6'3"	85/187	1	8	2/2	3/7				
9	WRIGHT Zachary	1.83/6'0"	67/148	1							
11	TAMIR Dotan	1.80/5'11"	80/176	1	2		1/1				
13	TURECEK Lucas	1.99/6'6"	98/216	1	8		4/9				
15	EPSTEIN Daniel			1	2		1/2				
24	KELSO Andrew	1.82/6'0"	68/150	1							
Headcoach: MENSING Boris											

AUS played		
PR	COL	1 - 2

BRA - Brazil

No	Name	Height m/ft in	Weight kg/lbs	Competition Statistics							
				MP	Points	1PT	2PT	SUS	RCS	RC	EX
1	TORRES Jaime			1							
2	BARCELLOS Thiago			1							
3	NOVAIS ALVES Wellington			1							
5	AMARAL Nailson			1	15	1/1	7/7				
6	CARLOS DE OLIVEIRA Bruno			1	6		3/5				
7	GUSMAO Thiago			1	4		2/3	1			
8	PEREIRA Jarison			1	8		4/4	1			
9	EUGENIO Danilo			1							
10	DE PAES PIRES Gil Vicente			1	14		7/11				
Headcoach: GUERRA PEIXE Antonio											

BRA played		
PR	RUS	2 - 0

LEGEND

1PT	One Point	2PT	Two Points	EX	Exclusion	MP	Matches Played
No	Shirt Number	PR	Preliminary Round	RC	Red Cards	RCS	2nd Suspension & Red Card
SUS	Suspension						

Timing and Results provided by TISSOT





Match No.: 3 - Court 1

Match Report

Reporte del partido

Australia 0 vs 2 Brazil

REFEREES:

Martinez Isola Pablo Gaston (URU)

Monico Ottado Luis Alberto (URU)

1st Period: 4 - 24

2nd Period: 10 - 26

AUS - Australia

Headcoach: MENSING Boris

Team time outs: 2

No	Name	Total				Goals / Shots						Punishments			
		Points	Goals	Shots	%	Field	Trick Ind	Trick Team	Specialist	GK Points	P6m	SUS	RCS	RC	Exclusion
1	BRENNAN James														
4	NICHOLSON Scott	6	3	12	25	0 / 1	1 / 6	2 / 4			0 / 1				
5	DAVIDSON William											1	1		
8	GALLAUGHER Nicholas	2	1	3	33		0 / 1	1 / 2							1
9	WRIGHT Zachary														
11	TAMIR Dotan	4	2	2	100				2 / 2						
13	TURECEK Lucas		0	5	0		0 / 1	0 / 2	0 / 2						
15	EPSTEIN Daniel	2	1	4	25	0 / 1	1 / 3								
24	KELSO Andrew														
Totals		14	7	26	27	0 / 2	2 / 11	3 / 8	2 / 4		0 / 1	1	1	1	1

BRA - Brazil

Headcoach: GUERRA PEIXE Antonio

No	Name	Total				Goals / Shots						Punishments			
		Points	Goals	Shots	%	Field	Trick Ind	Trick Team	Specialist	GK Points	P6m	SUS	RCS	RC	Exclusion
1	TORRES Jaime														
2	BARCELLOS Thiago														
3	NOVAIS ALVES Wellington	8	4	6	67		1 / 1	3 / 5							
5	AMARAL Nailson	14	7	10	70		2 / 2	3 / 4	0 / 2		2 / 2				
6	CARLOS DE OLIVEIRA Bruno	6	3	3	100				3 / 3						
7	GUSMAO Thiago	8	4	5	80		4 / 5								
8	PEREIRA Jarison														
9	EUGENIO Danilo														
10	DE PAES PIRES Gil Vicente	14	7	10	70		0 / 1	6 / 8			1 / 1				
Totals		50	25	34	74		7 / 9	12 / 17	3 / 5		3 / 3				

Team Comparison

	1st Period				2nd Period			
	Australia		Brazil		Australia		Brazil	
	Goals/Shots	Eff %	Goals/Shots	Eff %	Goals/Shots	Eff %	Goals/Shots	Eff %
Trick Shots Team	2 / 3	67	5 / 9	56	1 / 5	20	7 / 8	88
Trick Shots Ind.	0 / 5	0	5 / 5	100	2 / 6	33	2 / 4	50
Specialist Shots	0 / 2	0	0 / 2	0	2 / 2	100	3 / 3	100
Field Shots	0 / 2	0						
Goalkeeper Shots								
Penalty Shots	0 / 1	0	2 / 2	100			1 / 1	100



Match No.: 3 - Court 1

Match Report

Reporte del partido

Australia 0 vs 2 Brazil

REFEREES:

Martinez Isola Pablo Gaston (URU)
Monico Ottado Luis Alberto (URU)

1st Period: 4 - 24

2nd Period: 10 - 26

AUS - Australia

No	Name	Technical skills						
		Ass	Ass Spec	ST	BS	R6	P6	TF
1	BRENNAN James							
4	NICHOLSON Scott							2
5	DAVIDSON William						2	
8	GALLAUGHER Nicholas						1	
9	WRIGHT Zachary							
11	TAMIR Dotan		2					2
13	TURECEK Lucas	1	1					1
15	EPSTEIN Daniel				1	1		1
24	KELSO Andrew							
Team								
Totals		1	3		1	1	3	6

Running Score

AUS - BRA

1st Period

0 : 2 DE PAES PIRES G.
0 : 4 AMARAL N.
0 : 6 GUSMAO T.
0 : 8 DE PAES PIRES G.
0 : 10 GUSMAO T.
0 : 12 GUSMAO T.
GALLAUGHER N. 2 : 12
2 : 14 DE PAES PIRES G.
2 : 16 DE PAES PIRES G.
2 : 18 NOVAIS ALVES W.
NICHOLSON S. 4 : 18
4 : 20 AMARAL N.
4 : 22 DE PAES PIRES G.
4 : 24 AMARAL N.

2nd Period

NICHOLSON S. 2 : 0
2 : 2 NOVAIS ALVES W.
2 : 4 GUSMAO T.
2 : 6 AMARAL N.
2 : 8 AMARAL N.
2 : 10 CARLOS DE OLIVEIRA B.
EPSTEIN D. 4 : 10
4 : 12 AMARAL N.
4 : 14 NOVAIS ALVES W.
4 : 16 CARLOS DE OLIVEIRA B.
TAMIR D. 6 : 16
6 : 18 AMARAL N.
6 : 20 CARLOS DE OLIVEIRA B.
6 : 22 NOVAIS ALVES W.
NICHOLSON S. 8 : 22
8 : 24 DE PAES PIRES G.
8 : 26 DE PAES PIRES G.
TAMIR D. 10 : 26

BRA - Brazil

No	Name	Technical skills						
		Ass	Ass Spec	ST	BS	R6	P6	TF
1	TORRES Jaime							
2	BARCELLOS Thiago							
3	NOVAIS ALVES Wellington	1		1				
5	AMARAL Nailson					2		2
6	CARLOS DE OLIVEIRA Bruno	3	3					1
7	GUSMAO Thiago	2				1	1	2
8	PEREIRA Jarison							
9	EUGENIO Danilo		9					
10	DE PAES PIRES Gil Vicente	1		2				
Team								
Totals		7	12	3		3	1	5

LEGEND

EX	Struck out Players did not play	%	Efficiency	Ass	Assists	BS	Blocked Shots
No	Exclusion	GG	Golden Goal	GK	Goal Keeper	Ind	Individual
RC	Shirt Number	P6	Penalty Fouls	P6m	6m Penalty Shoots	R6	Received 6m-Fouls
SUS	Red Cards	RCS	2nd Suspension & Red Card	Spec	Specialist	ST	Steals
	Suspension	TF	Technical Fouls	Trick	Trick Shots		





Cañaveralejo Bullfighting Ring
Plaza De Toros Cañaveralejo

The World Games
2013 CALI
Fair Play To The Planet

FRI 2 AUG 2013
20:55

Beach Handball
Balonmano de Playa

Men
Masculino

Preliminaries - Group A
Ronda Preliminar - Grupo A



Match No.: 4 - Court 1

Start List
Lista de Salida

Colombia vs Russia

REFEREES:

Bonifert Ferenc (HUN)
Olah Viktor (HUN)

COL - Colombia

No	Name	Height m/ft in	Weight kg/lbs	Competition Statistics								
				MP	Points	1PT	2PT	SUS	RCS	RC	EX	
2	VILLA ARANGO Julian Alberto	1.98/6'6"	84/185	1				1				
6	HERRERA ALVAREZ Abel	1.77/5'10"	75/165	1								
8	VALENCIA ORTIZ Jhon German	1.88/6'2"	82/181	1	9	1/2	4/10					
12	RIASCOS CARDENAS Diego	1.96/6'5"	93/205	1	3	1/1	1/3					
18	LOPEZ ROJAS Juan Manuel	1.89/6'2"	75/165	1	2		1/1					
19	VALENCIA HOYOS Carlos Jose	1.87/6'2"	84/185	1	2		1/5					
23	ROJAS MONTOYA Yoni Leandro	1.84/6'0"	88/194	1	2		1/1					
69	LOPEZ VELEZ Juan Pablo	1.75/5'9"	70/154	1	13	1/1	6/9					
89	RIVAS Andres Felipe	1.76/5'9"	78/172	1	3	1/1	1/1					
Headcoach: REBOLLEDO CAICEDO Edwin												

COL played		
PR	AUS	2 - 1

RUS - Russia

No	Name	Height m/ft in	Weight kg/lbs	Competition Statistics								
				MP	Points	1PT	2PT	SUS	RCS	RC	EX	
1	ZABOLOTSKIY Anton	1.90/6'3"	83/183	1	2		1/1					
2	PSHENICHNIY Aleksey	2.00/6'7"	88/194	1				1				
3	SVESTULA Evgeny	1.96/6'5"	82/181	1	6		3/4	1				
4	PROKHOROV Nikolay	1.98/6'6"	86/190	1	6		3/6					
7	KHMELKOV Vladimir	1.96/6'5"	81/179	1								
10	POLETAEV Vladimir	1.80/5'11"	76/168	1	2		1/1					
11	KALASHNIKOV Roman	1.80/5'11"	80/176	1	14		7/11					
13	DACHE Anton	1.78/5'10"	74/163	1								
30	MAKSUTOV Eduard	1.93/6'4"	78/172	1								
Headcoach: MILIDI Leonid												

RUS played		
PR	BRA	0 - 2

LEGEND							
1PT	One Point	2PT	Two Points	EX	Exclusion	MP	Matches Played
No	Shirt Number	PR	Preliminary Round	RC	Red Cards	RCS	2nd Suspension & Red Card
SUS	Suspension						

Timing and Results provided by TISSOT





Match No.: 4 - Court 1

Match Report

Reporte del partido

Colombia 0 vs 2 Russia

REFEREES:

Bonifert Ferenc (HUN)

Olah Viktor (HUN)

1st Period: 12 - 18

2nd Period: 13 - 23

COL - Colombia

Headcoach: REBOLLEDO CAICEDO Edwin

Team time outs: 2

No	Name	Total				Goals / Shots						Punishments			
		Points	Goals	Shots	%	Field	Trick Ind	Trick Team	Specialist	GK Points	P6m	SUS	RCS	RC	Exclusion
2	VILLA ARANGO Julian Alberto											1			
6	HERRERA ALVAREZ Abel														
8	VALENCIA-ORTIZ Jhon German														
12	RIASCOS CARDENAS Diego	2	1	2	50		0 / 1	1 / 1							
18	LOPEZ ROJAS Juan Manuel	8	4	8	50		4 / 7		0 / 1					1	
19	VALENCIA HOYOS Carlos Jose	10	5	6	83		1 / 1		4 / 5						
23	ROJAS MONTOYA Yoni Leandro											1	1		
69	LOPEZ VELEZ Juan Pablo	5	3	8	38	1 / 1	0 / 1	2 / 6							
89	RIVAS Andres Felipe														
Totals		25	13	24	54	1 / 1	5 / 10	3 / 7	4 / 6			2	1	1	

RUS - Russia

Headcoach: MILIDI Leonid

No	Name	Total				Goals / Shots						Punishments			
		Points	Goals	Shots	%	Field	Trick Ind	Trick Team	Specialist	GK Points	P6m	SUS	RCS	RC	Exclusion
1	ZABOLOTSKIY Anton														
2	PSHENICHNIY Aleksey											1			
3	SVESTULA Evgeny	6	3	7	43		1 / 2	2 / 5							
4	PROKHOROV Nikolay	10	5	6	83			5 / 6							
7	KHMELKOV Vladimir														
10	POLETAEV Vladimir	2	1	1	100				1 / 1						
11	KALASHNIKOV Roman	17	10	11	91	3 / 3	6 / 7				1 / 1				
13	DACHE Anton	6	3	4	75				3 / 4						
30	MAKSUTOV Eduard														
Totals		41	22	29	76	3 / 3	7 / 9	7 / 11	4 / 5		1 / 1	1			

Team Comparison

	1st Period				2nd Period			
	Colombia		Russia		Colombia		Russia	
	Goals/Shots	Eff %	Goals/Shots	Eff %	Goals/Shots	Eff %	Goals/Shots	Eff %
Trick Shots Team	3 / 5	60	3 / 6	50	0 / 2	0	4 / 5	80
Trick Shots Ind.	2 / 3	67	1 / 1	100	3 / 7	43	6 / 8	75
Specialist Shots	1 / 3	33	3 / 4	75	3 / 3	100	1 / 1	100
Field Shots			2 / 2	100	1 / 1	100	1 / 1	100
Goalkeeper Shots								
Penalty Shots			1 / 1	100				



Match No.: 4 - Court 1

Match Report

Reporte del partido

Colombia 0 vs 2 Russia

REFEREES:

Bonifert Ferenc (HUN)

Olah Viktor (HUN)

1st Period: 12 - 18

2nd Period: 13 - 23

COL - Colombia

No	Name	Technical skills						
		Ass	Ass Spec	ST	BS	R6	P6	TF
2	VILLA ARANGO Julian Alberto						1	
6	HERRERA ALVAREZ Abel	2						1
8	VALENCIA ORTIZ Jhon German							
12	RIASCOS CARDENAS Diego	1			1			2
18	LOPEZ ROJAS Juan Manuel	1						2
19	VALENCIA HOYOS Carlos Jose		5					4
23	ROJAS MONTOYA Yoni Leandro	1		1				
69	LOPEZ VELEZ Juan Pablo	2						1
89	RIVAS Andres Felipe							
Team								
Totals		7	5	1	1		1	10

Running Score

COL - RUS

1st Period	
0 : 2	DACHE A.
2 : 2	RIASCOS CARDENAS D.
2 : 4	PROKHOROV N.
4 : 4	LOPEZ VELEZ J.
6 : 4	LOPEZ VELEZ J.
6 : 6	PROKHOROV N.
6 : 8	DACHE A.
6 : 10	KALASHNIKOV R.
8 : 10	VALENCIA HOYOS C.
8 : 12	PROKHOROV N.
10 : 12	LOPEZ ROJAS J.
10 : 13	KALASHNIKOV R.
10 : 14	KALASHNIKOV R.
10 : 16	SVESTULA E.
10 : 18	POLETAEV V.
12 : 18	LOPEZ ROJAS J.

RUS - Russia

No	Name	Technical skills						
		Ass	Ass Spec	ST	BS	R6	P6	TF
1	ZABOLOTSKIY Anton							
2	PSHENICHNIY Aleksey			1				
3	SVESTULA Evgeny	1						3
4	PROKHOROV Nikolay	1						2
7	KHMELKOV Vladimir							
10	POLETAEV Vladimir		10					
11	KALASHNIKOV Roman	1						1
13	DACHE Anton		4			1		
30	MAKSUTOV Eduard							
Team								
Totals		3	14	1		1		6

2nd Period	
0 : 2	SVESTULA E.
0 : 4	KALASHNIKOV R.
2 : 4	VALENCIA HOYOS C.
2 : 6	SVESTULA E.
4 : 6	LOPEZ ROJAS J.
4 : 7	KALASHNIKOV R.
5 : 7	LOPEZ VELEZ J.
5 : 9	KALASHNIKOV R.
7 : 9	VALENCIA HOYOS C.
7 : 11	KALASHNIKOV R.
7 : 13	KALASHNIKOV R.
7 : 15	KALASHNIKOV R.
7 : 17	PROKHOROV N.
9 : 17	VALENCIA HOYOS C.
9 : 19	KALASHNIKOV R.
9 : 21	PROKHOROV N.
11 : 21	VALENCIA HOYOS C.
11 : 23	DACHE A.
13 : 23	LOPEZ ROJAS J.

LEGEND

EX	Struck out Players did not play	%	Efficiency	Ass	Assists	BS	Blocked Shots
No	Exclusion	GG	Golden Goal	GK	Goal Keeper	Ind	Individual
RC	Shirt Number	P6	Penalty Fouls	P6m	6m Penalty Shoots	R6	Received 6m-Fouls
SUS	Red Cards	RCS	2nd Suspension & Red Card	Spec	Specialist	ST	Steals
	Suspension	TF	Technical Fouls	Trick	Trick Shots		



Cañaveralejo Bullfighting Ring
Plaza De Toros Cañaveralejo

The World Games
2013 CALI
Fair Play To The Planet

FRI 2 AUG 2013
11:20

Beach Handball

Balonmano de Playa

Men

Masculino

Preliminaries - Group A

Ronda Preliminar - Grupo A



Match No.: 5 - Court 1

Start List

Lista de Salida

Brazil vs Russia

REFEREES:

Ghuloom Baqer Fadhil Ahmed (UAE)

Hassan Mohammad Ismail Salem (UAE)

BRA - Brazil

No	Name	Height m/ft in	Weight kg/lbs	Competition Statistics							
				MP	Points	1PT	2PT	SUS	RCS	RC	EX
1	TORRES Jaime										
2	BARCELLOS Thiago										
3	NOVAIS ALVES Wellington										
5	AMARAL Nailson										
6	CARLOS DE OLIVEIRA Bruno										
7	GUSMAO Thiago										
8	PEREIRA Jarison										
9	EUGENIO Danilo										
10	DE PAES PIRES Gil Vicente										
Headcoach: GUERRA PEIXE Antonio											

RUS - Russia

No	Name	Height m/ft in	Weight kg/lbs	Competition Statistics							
				MP	Points	1PT	2PT	SUS	RCS	RC	EX
1	ZABOLOTSKIY Anton	1.90/6'3"	83/183								
2	PSHENICHNIY Aleksey	2.00/6'7"	88/194								
3	SVESTULA Evgeny	1.96/6'5"	82/181								
4	PROKHOROV Nikolay	1.98/6'6"	86/190								
7	KHMELKOV Vladimir	1.96/6'5"	81/179								
10	POLETAEV Vladimir	1.80/5'11"	76/168								
11	KALASHNIKOV Roman	1.80/5'11"	80/176								
13	DACHE Anton	1.78/5'10"	74/163								
30	MAKSUTOV Eduard	1.93/6'4"	78/172								
Headcoach: MILIDI Leonid											

LEGEND

1PT One Point 2PT Two Points EX Exclusion MP Matches Played
No Shirt Number RC Red Cards RCS 2nd Suspension & Red Card SUS Suspension

Timing and Results provided by TISSOT





Match No.: 5 - Court 1

Match Report

Reporte del partido

Brazil 2 vs 0 Russia

REFEREES:

Ghuloom Baqer Fadhil Ahmed (UAE)
Hassan Mohammad Ismail Salem (UAE)

1st Period: 27 - 20

2nd Period: 20 - 10

BRA - Brazil

Headcoach: GUERRA PEIXE Antonio

Team time outs: 1

No	Name	Total				Goals / Shots						Punishments			
		Points	Goals	Shots	%	Field	Trick Ind	Trick Team	Specialist	GK Points	P6m	SUS	RCS	RC	Exclusion
1	TORRES Jaime														
2	BARCELLOS Thiago														
3	NOVAIS ALVES ESTEVES Wellington														
5	AMARAL Nailson	15	8	8	100	1 / 1	2 / 2	4 / 4			1 / 1				
6	CARLOS DE OLIVEIRA Bruno	6	3	5	60				3 / 5						
7	GUSMAO Thiago	4	2	3	67		1 / 1	1 / 2				1			
8	PEREIRA Jarison	8	4	4	100		1 / 1	3 / 3				1			
9	EUGENIO Danilo														
10	DE PAES PIRES Gil Vicente	14	7	11	64		1 / 1	6 / 10							
Totals		47	24	31	77	1 / 1	5 / 5	14 / 19	3 / 5		1 / 1	2			

RUS - Russia

Headcoach: MILIDI Leonid

No	Name	Total				Goals / Shots						Punishments			
		Points	Goals	Shots	%	Field	Trick Ind	Trick Team	Specialist	GK Points	P6m	SUS	RCS	RC	Exclusion
1	ZABOLOTSKIY Anton	2	1	1	100					1 / 1					
2	PSHENICHNIY Aleksey											1			
3	SVESTULA Evgeny	6	3	4	75		2 / 3	1 / 1				1			
4	PROKHOROV Nikolay	6	3	6	50		0 / 1	3 / 5							
7	KHMELKOV Vladimir														
10	POLETAEV Vladimir	2	1	1	100				1 / 1						
11	KALASHNIKOV Roman	14	7	11	64		6 / 10				1 / 1				
13	DACHE Anton														
30	MAKSUTOV Eduard														
Totals		30	15	23	65		8 / 14	4 / 6	1 / 1	1 / 1	1 / 1	2			

Team Comparison

	1st Period				2nd Period			
	Brazil		Russia		Brazil		Russia	
	Goals/Shots	Eff %	Goals/Shots	Eff %	Goals/Shots	Eff %	Goals/Shots	Eff %
Trick Shots Team	8 / 8	100	4 / 5	80	6 / 11	55	0 / 1	0
Trick Shots Ind.	4 / 4	100	5 / 7	71	1 / 1	100	3 / 7	43
Specialist Shots	1 / 3	33			2 / 2	100	1 / 1	100
Field Shots	1 / 1	100						
Goalkeeper Shots							1 / 1	100
Penalty Shots			1 / 1	100	1 / 1	100		



Match No.: 5 - Court 1

Match Report

Reporte del partido

Brazil 2 vs 0 Russia

REFEREES:

Ghuloom Baqer Fadhil Ahmed (UAE)
Hassan Mohammad Ismail Salem (UAE)

1st Period: 27 - 20

2nd Period: 20 - 10

BRA - Brazil

No	Name	Technical skills						
		Ass	Ass Spec	ST	BS	R6	P6	TF
1	TORRES Jaime							
2	BARCELLOS Thiago				3		1	
3	NOVAIS ALVES ESTEVES Wellington							
5	AMARAL Nailson	2		1				
6	CARLOS DE OLIVEIRA Bruno		16					4
7	GUSMAO Thiago							
8	PEREIRA Jarison							
9	EUGENIO Danilo							
10	DE PAES PIRES Gil Vicente					1		1
Team								
Totals		2	16	1	3	1	1	5

Running Score

BRA - RUS

1st Period

AMARAL N.	2	: 0	
CARLOS DE OLIVEIRA B.	4	: 0	
AMARAL N.	5	: 0	
	5	: 2	KALASHNIKOV R.
AMARAL N.	7	: 2	
AMARAL N.	9	: 2	
	9	: 4	PROKHOROV N.
	9	: 6	PROKHOROV N.
AMARAL N.	11	: 6	
	11	: 8	PROKHOROV N.
AMARAL N.	13	: 8	
	13	: 10	KALASHNIKOV R.
GUSMAO T.	15	: 10	
	15	: 12	KALASHNIKOV R.
DE PAES PIRES G.	17	: 12	
PEREIRA J.	19	: 12	
PEREIRA J.	21	: 12	
	21	: 14	KALASHNIKOV R.
DE PAES PIRES G.	23	: 14	
	23	: 16	KALASHNIKOV R.
	23	: 18	SVESTULA E.
DE PAES PIRES G.	25	: 18	
	25	: 20	KALASHNIKOV R.
DE PAES PIRES G.	27	: 20	

RUS - Russia

No	Name	Technical skills						
		Ass	Ass Spec	ST	BS	R6	P6	TF
1	ZABOLOTSKIY Anton							
2	PSHENICHNIY Aleksey						1	
3	SVESTULA Evgeny	1						2
4	PROKHOROV Nikolay							2
7	KHMELKOV Vladimir			1				1
10	POLETAEV Vladimir		4					1
11	KALASHNIKOV Roman							3
13	DACHE Anton		6			1		2
30	MAKSUTOV Eduard							
Team								
Totals		1	10	1		1	1	11

2nd Period

CARLOS DE OLIVEIRA B.	2	: 0	
	2	: 2	KALASHNIKOV R.
AMARAL N.	4	: 2	
	4	: 4	POLETAEV V.
DE PAES PIRES G.	6	: 4	
GUSMAO T.	8	: 4	
DE PAES PIRES G.	10	: 4	
	10	: 6	SVESTULA E.
CARLOS DE OLIVEIRA B.	12	: 6	
AMARAL N.	14	: 6	
	14	: 8	SVESTULA E.
DE PAES PIRES G.	16	: 8	
PEREIRA J.	18	: 8	
	18	: 10	ZABOLOTSKIY A.
PEREIRA J.	20	: 10	

LEGEND

EX	Struck out Players did not play	%	Efficiency	Ass	Assists	BS	Blocked Shots
No	Exclusion	GG	Golden Goal	GK	Goal Keeper	Ind	Individual
RC	Shirt Number	P6	Penalty Fouls	P6m	6m Penalty Shoots	R6	Received 6m-Fouls
SUS	Red Cards	RCS	2nd Suspension & Red Card	Spec	Specialist	ST	Steals
	Suspension	TF	Technical Fouls	Trick	Trick Shots		



Cañaveralejo Bullfighting Ring
Plaza De Toros Cañaveralejo

The World Games
2013 CALI
Fair Play To The Planet

FRI 2 AUG 2013
13:10

Beach Handball

Balonmano de Playa

Men

Masculino

Preliminaries - Group A

Ronda Preliminar - Grupo A



Match No.: 6 - Court 1

Start List

Lista de Salida

Colombia

vs

Australia

REFEREES:

S H Al-Hail Khalid Mohammed (QAT)

A A Alyafei Ali Mohamed (QAT)

COL - Colombia

No	Name	Height m/ft in	Weight kg/lbs	Competition Statistics								
				MP	Points	1PT	2PT	SUS	RCS	RC	EX	
2	VILLA ARANGO Julian Alberto	1.98/6'6"	84/185									
6	HERRERA ALVAREZ Abel	1.77/5'10"	75/165									
8	VALENCIA ORTIZ Jhon German	1.88/6'2"	82/181									
12	RIASCOS CARDENAS Diego	1.96/6'5"	93/205									
18	LOPEZ ROJAS Juan Manuel	1.89/6'2"	75/165									
19	VALENCIA HOYOS Carlos Jose	1.87/6'2"	84/185									
23	ROJAS MONTOYA Yoni Leandro	1.84/6'0"	88/194									
69	LOPEZ VELEZ Juan Pablo	1.75/5'9"	70/154									
89	RIVAS Andres Felipe	1.76/5'9"	78/172									
Headcoach: REBOLLEDO CAICEDO Edwin												

AUS - Australia

No	Name	Height m/ft in	Weight kg/lbs	Competition Statistics								
				MP	Points	1PT	2PT	SUS	RCS	RC	EX	
1	BRENNAN James	1.85/6'1"	81/179									
4	NICHOLSON Scott	1.93/6'4"	91/201									
5	DAVIDSON William	1.87/6'2"	95/209									
8	GALLAUGHER Nicholas	1.90/6'3"	85/187									
9	WRIGHT Zachary	1.83/6'0"	67/148									
11	TAMIR Dotan	1.80/5'11"	80/176									
13	TURECEK Lucas	1.99/6'6"	98/216									
15	EPSTEIN Daniel											
24	KELSO Andrew	1.82/6'0"	68/150									
Headcoach: MENSING Boris												

LEGEND

1PT One Point
No Shirt Number
2PT Two Points
RC Red Cards
EX Exclusion
RCS 2nd Suspension & Red Card
MP Matches Played
SUS Suspension

Timing and Results provided by TISSOT





Match No.: 6 - Court 1

Match Report

Reporte del partido

Colombia 2 vs 1 Australia

REFEREES:

S H Al-Hail Khalid Mohammed (QAT)

A A Alyafei Ali Mohamed (QAT)

1st Period: 12 - 13

2nd Period: 15 - 7

Shoot out: 7 - 6

COL - Colombia

Headcoach: REBOLLEDO CAICEDO Edwin

Team time outs: 2

No	Name	Total				Goals / Shots						Punishments			
		Points	Goals	Shots	%	Field	Trick Ind	Trick Team	Specialist	GK Points	P6m	SUS	RCS	RC	Exclusion
2	VILLA ARANGO Julian Alberto											1			
6	HERRERA ALVAREZ Abel														
8	VALENCIA ORTIZ Jhon German	9	5	12	42	1 / 2	3 / 8	1 / 2							
12	RIASCOS CARDENAS Diego	3	2	4	50	1 / 1	1 / 1	0 / 2							
18	LOPEZ ROJAS Juan Manuel	2	1	1	100		1 / 1								
19	VALENCIA HOYOS Carlos Jose	2	1	5	20		1 / 1		0 / 3		0 / 1				
23	ROJAS MONTOYA Yoni Leandro	2	1	1	100		1 / 1								
69	LOPEZ VELEZ Juan Pablo	13	7	10	70	1 / 1	2 / 4	2 / 3	2 / 2						
89	RIVAS Andres Felipe	3	2	2	100	1 / 1				1 / 1					
Totals		34	19	36	53	4 / 5	9 / 17	3 / 7	2 / 5	1 / 1	0 / 1	1			

AUS - Australia

Headcoach: MENSING Boris

Team time outs: 2

No	Name	Total				Goals / Shots						Punishments			
		Points	Goals	Shots	%	Field	Trick Ind	Trick Team	Specialist	GK Points	P6m	SUS	RCS	RC	Exclusion
1	BRENNAN James														
4	NICHOLSON Scott	6	3	5	60		2 / 2	1 / 2			0 / 1				
5	DAVIDSON William											1			
8	GALLAUGHER Nicholas	8	5	9	56	2 / 2	2 / 5	1 / 2							
9	WRIGHT Zachary														
11	TAMIR Dotan	2	1	1	100		1 / 1								
13	TURECEK Lucas	8	4	9	44		0 / 1	0 / 1	3 / 6		1 / 1				
15	EPSTEIN Daniel	2	1	2	50		1 / 2								
24	KELSO Andrew														
Totals		26	14	26	54	2 / 2	6 / 11	2 / 5	3 / 6		1 / 2	1			

Team Comparison

	1st Period				2nd Period			
	Colombia		Australia		Colombia		Australia	
	Goals/Shots	Eff %	Goals/Shots	Eff %	Goals/Shots	Eff %	Goals/Shots	Eff %
Trick Shots Team	0 / 2	0	1 / 3	33	3 / 5	60	1 / 2	50
Trick Shots Ind.	3 / 7	43	2 / 2	100	3 / 6	50	1 / 4	25
Specialist Shots	2 / 3	67	3 / 4	75	0 / 2	0	0 / 2	0
Field Shots			1 / 1	100	3 / 4	75	1 / 1	100
Goalkeeper Shots	1 / 1	100						
Penalty Shots	0 / 1	0	0 / 1	0			1 / 1	100





Match No.: 6 - Court 1

Match Report

Reporte del partido

Colombia 2 vs 1 Australia

REFEREES:

S H Al-Hail Khalid Mohammed (QAT)

A A Alyafei Ali Mohamed (QAT)

1st Period: 12 - 13

2nd Period: 15 - 7

Shoot out: 7 - 6

COL - Colombia

No	Name	Technical skills						
		Ass	Ass Spec	ST	BS	R6	P6	TF
2	VILLA ARANGO Julian Alberto						2	
6	HERRERA ALVAREZ Abel							
8	VALENCIA ORTIZ Jhon German	3						1
12	RIASCOS CARDENAS Diego			3		1		1
18	LOPEZ ROJAS Juan Manuel							
19	VALENCIA HOYOS Carlos Jose	2	8					3
23	ROJAS MONTOYA Yoni Leandro							
69	LOPEZ VELEZ Juan Pablo							1
89	RIVAS Andres Felipe							
Team								
Totals		5	8	3		1	2	6

AUS - Australia

No	Name	Technical skills						
		Ass	Ass Spec	ST	BS	R6	P6	TF
1	BRENNAN James							
4	NICHOLSON Scott					1		2
5	DAVIDSON William				1		1	
8	GALLAUGHER Nicholas				1			
9	WRIGHT Zachary							
11	TAMIR Dotan							2
13	TURECEK Lucas		2			1		2
15	EPSTEIN Daniel							2
24	KELSO Andrew							
Team								
Totals			2		2	2	1	8

Running Score

COL - AUS

1st Period

0 : 2	TURECEK L.
0 : 3	GALLAUGHER N.
0 : 5	TURECEK L.
2 : 5	LOPEZ VELEZ J.
2 : 7	GALLAUGHER N.
2 : 9	TURECEK L.
4 : 9	LOPEZ VELEZ J.
6 : 9	LOPEZ VELEZ J.
8 : 9	LOPEZ VELEZ J.
8 : 11	NICHOLSON S.
8 : 13	NICHOLSON S.
10 : 13	VALENCIA ORTIZ J.
12 : 13	RIVAS A.

2nd Period

2 : 0	VALENCIA ORTIZ J.
2 : 2	GALLAUGHER N.
4 : 2	LOPEZ VELEZ J.
5 : 2	LOPEZ VELEZ J.
7 : 2	RIASCOS CARDENAS D.
7 : 3	GALLAUGHER N.
9 : 3	LOPEZ VELEZ J.
11 : 3	VALENCIA ORTIZ J.
12 : 3	RIASCOS CARDENAS D.
12 : 5	TURECEK L.
14 : 5	VALENCIA ORTIZ J.
14 : 7	GALLAUGHER N.
15 : 7	VALENCIA ORTIZ J.

Shoot out

2 : 0	VALENCIA HOYOS C.
2 : 2	EPSTEIN D.
4 : 2	LOPEZ ROJAS J.
4 : 4	NICHOLSON S.
6 : 4	ROJAS MONTOYA Y.
6 : 6	TAMIR D.
7 : 6	RIVAS A.

LEGEND

EX	Struck out Players did not play	%	Efficiency	Ass	Assists	BS	Blocked Shots
No	Exclusion	GG	Golden Goal	GK	Goal Keeper	Ind	Individual
RC	Shirt Number	P6	Penalty Fouls	P6m	6m Penalty Shoots	R6	Received 6m-Fouls
SUS	Red Cards	RCS	2nd Suspension & Red Card	Spec	Specialist	ST	Steals
	Suspension	TF	Technical Fouls	Trick	Trick Shots		



RESULTBOOK

BEACH HANDBALL

Men's Preliminary Round Group B



The World Games
2013 CALI
Fair Play To The Planet



sura



Avianca
A STAR ALLIANCE MEMBER

TISSOT

Comfandi
Tu mano amiga

Carvajal



Cañaveralejo Bullfighting Ring
Plaza De Toros Cañaveralejo

The World Games
2013 CALI
Fair Play To The Planet

FRI 2 AUG 2013
10:25

Beach Handball

Balonmano de Playa

Men

Masculino

Preliminaries - Group B

Ronda Preliminar - Grupo B



Match No.: 7 - Court 2

Start List

Lista de Salida

Ukraine

vs

Qatar

REFEREES:

Martinez Isola Pablo Gaston (URU)

Monico Ottado Luis Alberto (URU)

UKR - Ukraine

No	Name	Height m/ft in	Weight kg/lbs	Competition Statistics							
				MP	Points	1PT	2PT	SUS	RCS	RC	EX
1	CHUPRYNA Igor	2.00/6'7"	84/185								
2	SADOVYI Viacheslav	1.90/6'3"	90/198								
3	GUNKO Dmytro	1.91/6'3"	83/183								
4	LADYKO Viktor	1.93/6'4"	90/198								
5	KOZAKEVYCH Artem	1.80/5'11"	68/150								
6	RAKYTIN Volodymyr	1.95/6'5"	85/187								
7	DENYSOV Zakhar	1.87/6'2"	84/185								
9	MANKOVSKYY Yuriy	2.00/6'7"	80/176								
10	POLTORATSKYI Oleksandr	1.90/6'3"	82/181								
Headcoach: SYCH Oleg											

QAT - Qatar

No	Name	Height m/ft in	Weight kg/lbs	Competition Statistics							
				MP	Points	1PT	2PT	SUS	RCS	RC	EX
4	MABROUQ Hassan	1.91/6'3"	86/190								
5	MURAD Abdulrazzaq	1.85/6'1"	77/170								
7	OSMAN Mahmoud	1.87/6'2"	85/187								
8	HASSAN Mohamed	1.83/6'0"	86/190								
10	MOHAMED Ali	2.01/6'7"	90/198								
12	YAFAI Mohsin	1.96/6'5"	115/254								
16	MAHFOUZ Mohab	9.1/3'0"	88/194								
20	HASSAB ALLA Mahmoud	1.82/6'0"	80/176								
27	TANABANE Hani	1.90/6'3"	85/187								
Headcoach: ABDI DAALAH Othman											

LEGEND

1PT One Point
No Shirt Number
2PT Two Points
RC Red Cards
EX Exclusion
RCS 2nd Suspension & Red Card
MP Matches Played
SUS Suspension

Timing and Results provided by TISSOT





Match No.: 7 - Court 2

Match Report

Reporte del partido

Ukraine 1 vs 2 Qatar

REFEREES:

Martinez Isola Pablo Gaston (URU)

Monico Ottado Luis Alberto (URU)

1st Period: 13 - 20

2nd Period: 22 - 21

Shoot out: 8 - 9

UKR - Ukraine

Headcoach: SYCH Oleg

Team time outs: 2

No	Name	Total				Goals / Shots						Punishments			
		Points	Goals	Shots	%	Field	Trick Ind	Trick Team	Specialist	GK Points	P6m	SUS	RCS	RC	Exclusion
1	CHUPRYNA Igor														
2	SADOVYI Viacheslav														
3	GUNKO Dmytro	11	6	7	86	1 / 1	1 / 2	4 / 4							
4	LADYKO Viktor	8	4	5	80		2 / 2		2 / 3						
5	KOZAKEVYCH Artem	7	4	5	80	1 / 1	3 / 4								
6	RAKYTIN Volodymyr														
7	DENYSOV Zakhar	4	2	5	40		1 / 3	0 / 1	1 / 1						
9	MANKOVSKYY Yuriy											1			
10	POLTORATSKYI Oleksandr	13	8	12	67	3 / 4	4 / 6				1 / 2				
Totals		43	24	34	71	5 / 6	11 / 17	4 / 5	3 / 4		1 / 2	1			

QAT - Qatar

Headcoach: ALY Khaled

Team time outs: 2

No	Name	Total				Goals / Shots						Punishments			
		Points	Goals	Shots	%	Field	Trick Ind	Trick Team	Specialist	GK Points	P6m	SUS	RCS	RC	Exclusion
4	MABROUQ Hassan														
5	MURAD Abdulrazzaq	18	9	13	69	0 / 1	8 / 9	1 / 3				1			
7	OSMAN Mahmoud	13	7	9	78	1 / 1	1 / 2	0 / 1	5 / 5						
8	HASSAN Mohamed	3	2	3	67	1 / 1			1 / 2			1			
10	MOHAMED Ali	8	4	4	100		2 / 2	2 / 2							
12	YAFAI Mohsin		0	1	0					0 / 1					
16	MAHFOUZ Mohab														
20	HASSAB ALLA Mahmoud		0	2	0	0 / 1	0 / 1					1	1		
27	TANABANE Hani	8	4	6	67		1 / 1	3 / 3	0 / 1		0 / 1				
Totals		50	26	38	68	2 / 4	12 / 15	6 / 9	6 / 8	0 / 1	0 / 1	3	1		

Team Comparision

	1st Period				2nd Period			
	Ukraine		Qatar		Ukraine		Qatar	
	Goals/Shots	Eff %	Goals/Shots	Eff %	Goals/Shots	Eff %	Goals/Shots	Eff %
Trick Shots Team	2 / 3	67	2 / 3	67	2 / 2	100	4 / 6	67
Trick Shots Ind.	2 / 4	50	3 / 5	60	5 / 8	63	5 / 6	83
Specialist Shots	2 / 3	67	5 / 6	83	1 / 1	100	1 / 2	50
Field Shots	1 / 1	100	0 / 2	0	4 / 5	80	1 / 1	100
Goalkeeper Shots			0 / 1	0				
Penalty Shots	0 / 1	0			1 / 1	100	0 / 1	0



Match No.: 7 - Court 2

Match Report

Reporte del partido

Ukraine 1 vs 2 Qatar

REFEREES:

Martinez Isola Pablo Gaston (URU)
Monico Ottado Luis Alberto (URU)

1st Period: 13 - 20

2nd Period: 22 - 21

Shoot out: 8 - 9

UKR - Ukraine

No	Name	Technical skills							TF
		Ass	Ass Spec	ST	BS	R6	P6		
1	CHUPRYNA Igor								1
2	SADOVYI Viacheslav				2				
3	GUNKO Dmytro					1			3
4	LADYKO Viktor		7						
5	KOZAKEVYCH Artem	1							1
6	RAKYTIN Volodymyr								
7	DENYSOV Zakhar								
9	MANKOVSKYY Yuriy	1			1	1	2		
10	POLTORATSKYI Oleksandr								
Team									
Totals		2	7		3	2	2		5

Running Score

UKR - QAT

1st Period

0 : 2	OSMAN M.
GUNKO D. 2 : 2	
GUNKO D. 4 : 2	
4 : 4	MOHAMED A.
LADYKO V. 6 : 4	
6 : 6	TANABANE H.
POLTORATSKYI O. 7 : 6	
7 : 8	TANABANE H.
7 : 10	MURAD A.
7 : 12	HASSAN M.
7 : 14	OSMAN M.
POLTORATSKYI O. 9 : 14	
DENYSOV Z. 11 : 14	
11 : 16	MURAD A.
11 : 18	OSMAN M.
LADYKO V. 13 : 18	
13 : 20	OSMAN M.

QAT - Qatar

No	Name	Technical skills							TF
		Ass	Ass Spec	ST	BS	R6	P6		
4	MABROUQ Hassan								1
5	MURAD Abdulrazzaq		1						
7	OSMAN Mahmoud	1	3						2
8	HASSAN Mohamed	1	2			1	1		1
10	MOHAMED Ali					1			1
12	YAFAI Mohsin								
16	MAHFOUZ Mohab								
20	HASSAB ALLA Mahmoud						1		
27	TANABANE Hani								1
Team									
Totals		2	6			2	2		6

2nd Period

KOZAKEVYCH A. 2 : 0	
2 : 2	MOHAMED A.
KOZAKEVYCH A. 4 : 2	
KOZAKEVYCH A. 5 : 2	
5 : 4	OSMAN M.
LADYKO V. 7 : 4	
7 : 6	TANABANE H.
POLTORATSKYI O. 9 : 6	
GUNKO D. 10 : 6	
10 : 8	MURAD A.
POLTORATSKYI O. 12 : 8	
12 : 10	MURAD A.
12 : 11	OSMAN M.
GUNKO D. 14 : 11	
14 : 13	MURAD A.
GUNKO D. 16 : 13	
POLTORATSKYI O. 17 : 13	
17 : 15	MOHAMED A.
POLTORATSKYI O. 19 : 15	
19 : 17	MURAD A.
GUNKO D. 21 : 17	
21 : 19	MURAD A.
21 : 21	MURAD A.
POLTORATSKYI O. 22 : 21	

Shoot out

POLTORATSKYI O. 2 : 0	
2 : 2	MURAD A.
2 : 4	TANABANE H.
KOZAKEVYCH A. 4 : 4	
4 : 6	OSMAN M.
DENYSOV Z. 6 : 6	
6 : 8	MOHAMED A.
LADYKO V. 8 : 8	
8 : 9	HASSAN M.





Cañaveralejo Bullfighting Ring
Plaza De Toros Cañaveralejo

The World Games
2013 CALI
Fair Play To The Planet

FRI 2 AUG 2013
10:25

Beach Handball

Balonmano de Playa

Men

Masculino

Preliminaries - Group B

Ronda Preliminar - Grupo B



Match No.: 7 - Court 2

Match Report

Reporte del partido

LEGEND							
EX	Struck out Players did not play	%	Efficiency	Ass	Assists	BS	Blocked Shots
No	Exclusion	GG	Golden Goal	GK	Goal Keeper	Ind	Individual
RC	Shirt Number	P6	Penalty Fouls	P6m	6m Penalty Shoots	R6	Received 6m-Fouls
SUS	Red Cards	RCS	2nd Suspension & Red Card	Spec	Specialist	ST	Steals
	Suspension	TF	Technical Fouls	Trick	Trick Shots		

Timing and Results provided by TISSOT





Cañaveralejo Bullfighting Ring
Plaza De Toros Cañaveralejo

The World Games
2013 CALI
Fair Play To The Planet

FRI 2 AUG 2013
9:30

Beach Handball

Balonmano de Playa

Men

Masculino

Preliminaries - Group B

Ronda Preliminar - Grupo B



Match No.: 8 - Court 2

Start List

Lista de Salida

Croatia

vs

Venezuela

REFEREES:

Bonifert Ferenc (HUN)

Olah Viktor (HUN)

CRO - Croatia

No	Name	Height m/ft in	Weight kg/lbs	Competition Statistics								
				MP	Points	1PT	2PT	SUS	RCS	RC	EX	
1	HORVAT Hrvoje	1.91/6'3"	91/201									
3	SEMREN Matej	1.95/6'5"	90/198									
4	DUMENCIC Ivan	1.88/6'2"	92/203									
5	JURIC Ivan	1.93/6'4"	97/214									
6	DJIKIC Zvonimir	1.90/6'3"	90/198									
7	VOJNOVIC Drago	1.97/6'6"	109/240									
8	PARADZIK Mladen	1.85/6'1"	92/203									
9	VALENTAKOVIC Valentino	1.98/6'6"	86/190									
10	TOTIC Igor	2.04/6'8"	108/238									
Headcoach: OSTOIC Sinisa												

VEN - Venezuela

No	Name	Height m/ft in	Weight kg/lbs	Competition Statistics								
				MP	Points	1PT	2PT	SUS	RCS	RC	EX	
1	BARRANCO BERNAL Ali	1.97/6'6"	95/209									
4	PALACIOS Jose	1.92/6'4"	98/216									
5	ZAMBRANO INFANTE Kelwing	1.82/6'0"	86/190									
8	MARTINEZ BARRETO Carlos	1.83/6'0"	83/183									
9	TIMAURE DORANTE Rona	1.94/6'4"	84/185									
13	PENALOZA MEDINA Jhonny	1.75/5'9"	84/185									
15	LOPEZ MACHADO Victor Alonso	1.85/6'1"	88/194									
16	BARRIOS BATISTA Jesus	1.97/6'6"	88/194									
19	BRACHO CASTELLANO Wilmer	1.74/5'9"	77/170									
Headcoach: SANCHEZ MORENO Octavio Jose												

LEGEND

1PT One Point
No Shirt Number
2PT Two Points
RC Red Cards
EX Exclusion
RCS 2nd Suspension & Red Card
MP Matches Played
SUS Suspension

Timing and Results provided by TISSOT





Match No.: 8 - Court 2

Match Report

Reporte del partido

Croatia 2 vs 0 Venezuela

REFEREES:

Bonifert Ferenc (HUN)

Olah Viktor (HUN)

1st Period: 14 - 13

2nd Period: 29 - 18

CRO - Croatia

Headcoach: ROKAVEC Davor

No	Name	Total				Goals / Shots						Punishments			
		Points	Goals	Shots	%	Field	Trick Ind	Trick Team	Specialist	GK Points	P6m	SUS	RCS	RC	Exclusion
1	HORVAT Hrvoje														
3	SEMREN Matej														
4	DUMENCIC Ivan	10	5	6	83				5 / 6						
5	JURIC Ivan	7	4	4	100	1 / 1					3 / 3				
6	DJIKIC Zvonimir	10	5	7	71	0 / 1	5 / 6								
7	VOJNOVIC Drago	6	3	6	50			3 / 6							
8	PARADZIK Mladen	6	4	5	80	2 / 2	2 / 3								
9	VALENTAKOVIC Valentino	4	2	2	100			2 / 2							
10	TOTIC Igor														
Totals		43	23	30	77	3 / 4	7 / 9	5 / 8	5 / 6		3 / 3				

VEN - Venezuela

Headcoach: SANCHEZ MORENO Octavio Jose

Suspension: 1

Team time outs: 2

No	Name	Total				Goals / Shots						Punishments			
		Points	Goals	Shots	%	Field	Trick Ind	Trick Team	Specialist	GK Points	P6m	SUS	RCS	RC	Exclusion
1	BARRANCO BERNAL Ali Alexander														
4	PALACIOS Jose														
5	ZAMBRANO INFANTE Kelwing Antonio	3	3	5	60				3 / 5						
8	MARTINEZ BARRETO Carlos Eduardo										1				
9	TIMAURE DORANTE Ronal Antonio	8	4	6	67		4 / 6								
13	PENALOZA MEDINA Jhonny Alberto	9	6	11	55	3 / 3	3 / 8								
15	LOPEZ MACHADO Victor Alonso														
16	BARRIOS BATISTA Jesus Manuel	8	4	7	57		2 / 3	2 / 4							
19	BRACHO CASTELLANO Wilmer Darci														
Totals		31	17	29	59	3 / 3	9 / 17	2 / 4	3 / 5		2				

Team Comparison

	1st Period				2nd Period			
	Croatia		Venezuela		Croatia		Venezuela	
	Goals/Shots	Eff %	Goals/Shots	Eff %	Goals/Shots	Eff %	Goals/Shots	Eff %
Trick Shots Team	3 / 6	50	1 / 2	50	2 / 2	100	1 / 2	50
Trick Shots Ind.	2 / 4	50	4 / 8	50	5 / 5	100	5 / 9	56
Specialist Shots	0 / 1	0			5 / 5	100	3 / 5	60
Field Shots	2 / 2	100	3 / 3	100	1 / 2	50		
Goalkeeper Shots								
Penalty Shots	1 / 1	100			2 / 2	100		





Match No.: 8 - Court 2

Match Report

Reporte del partido

Croatia 2 vs 0 Venezuela

REFEREES:

Bonifert Ferenc (HUN)

Olah Viktor (HUN)

1st Period: 14 - 13

2nd Period: 29 - 18

CRO - Croatia

No	Name	Technical skills						
		Ass	Ass Spec	ST	BS	R6	P6	TF
1	HORVAT Hrvoje							
3	SEMREN Matej							
4	DUMENCIC Ivan		12			1		
5	JURIC Ivan		1					1
6	DJIKIC Zvonimir					1		
7	VOJNOVIC Drago							3
8	PARADZIK Mladen				3			1
9	VALENTAKOVIC Valentino			1	1			
10	TOTIC Igor							
Team								
Totals			13	1	4	2		5

Running Score

CRO - VEN

1st Period	
0 : 1	PENALOZA MEDINA J.
2 : 1	VOJNOVIC D.
2 : 3	PENALOZA MEDINA J.
2 : 5	PENALOZA MEDINA J.
3 : 5	PARADZIK M.
5 : 5	PARADZIK M.
7 : 5	PARADZIK M.
8 : 5	PARADZIK M.
8 : 6	PENALOZA MEDINA J.
10 : 6	JURIC I.
10 : 8	BARRIOS BATISTA J.
10 : 9	PENALOZA MEDINA J.
12 : 9	VOJNOVIC D.
12 : 11	TIMAURE DORANTE R.
14 : 11	VOJNOVIC D.
14 : 13	TIMAURE DORANTE R.

VEN - Venezuela

No	Name	Technical skills						
		Ass	Ass Spec	ST	BS	R6	P6	TF
1	BARRANCO BERNAL Ali Alexander							
4	PALACIOS Jose							1
5	ZAMBRANO INFANTE Kelwing Antonio	1	6					
8	MARTINEZ BARRETO Carlos Eduardo							
9	TIMAURE DORANTE Ronal Antonio						2	1
13	PENALOZA MEDINA Jhonny Alberto							1
15	LOPEZ MACHADO Victor Alense							
16	BARRIOS BATISTA Jesus Manuel	1						1
19	BRACHO CASTELLANO Wilmer Darci	3	1					1
Team								
Totals		5	7				2	5

2nd Period	
2 : 0	DJIKIC Z.
2 : 2	BARRIOS BATISTA J.
4 : 2	JURIC I.
4 : 4	ZAMBRANO INFANTE K.
6 : 4	DUMENCIC I.
6 : 6	BARRIOS BATISTA J.
8 : 6	DJIKIC Z.
8 : 8	ZAMBRANO INFANTE K.
10 : 8	DUMENCIC I.
10 : 10	BARRIOS BATISTA J.
12 : 10	DJIKIC Z.
12 : 12	PENALOZA MEDINA J.
14 : 12	DJIKIC Z.
16 : 12	DJIKIC Z.
18 : 12	DUMENCIC I.
18 : 14	TIMAURE DORANTE R.
20 : 14	DUMENCIC I.
22 : 14	JURIC I.
22 : 16	TIMAURE DORANTE R.
23 : 16	JURIC I.
25 : 16	DUMENCIC I.
27 : 16	VALENTAKOVIC V.
27 : 18	ZAMBRANO INFANTE K.
29 : 18	VALENTAKOVIC V.

LEGEND

EX	Struck out Players did not play	%	Efficiency	Ass	Assists	BS	Blocked Shots
No	Exclusion	GG	Golden Goal	GK	Goal Keeper	Ind	Individual
RC	Shirt Number	P6	Penalty Fouls	P6m	6m Penalty Shoots	R6	Received 6m-Fouls
SUS	Red Cards	RCS	2nd Suspension & Red Card	Spec	Specialist	ST	Steals
	Suspension	TF	Technical Fouls	Trick	Trick Shots		





Cañaveralero Bullfighting Ring
Plaza De Toros Cañaveralero

The World Games
2013 CALI
Fair Play To The Planet

FRI 2 AUG 2013
16:55

Beach Handball
Balonmano de Playa

Men
Masculino

Preliminaries - Group B
Ronda Preliminar - Grupo B



Match No.: 9 - Court 1

Start List
Lista de Salida

Venezuela vs Ukraine

REFEREES:

Markvoort Jeanette (NED)
Perez Dominguez Vanesa (ESP)

VEN - Venezuela

No	Name	Height m/ft in	Weight kg/lbs	Competition Statistics								
				MP	Points	1PT	2PT	SUS	RCS	RC	EX	
1	BARRANCO BERNAL Ali	1.97/6'6"	95/209	1								
4	PALACIOS Jose	1.92/6'4"	98/216	1								
5	ZAMBRANO INFANTE Kelwing	1.82/6'0"	86/190	1	6		3/5					
8	MARTINEZ BARRETO Carlos	1.83/6'0"	83/183	1				1				
9	TIMAURE DORANTE Rona	1.94/6'4"	84/185	1	8		4/6					
13	PENALOZA MEDINA Jhonny	1.75/5'9"	84/185	1	9	3/3	3/8					
15	LOPEZ MACHADO Victor Alonso	1.85/6'1"	88/194	1								
16	BARRIOS BATISTA Jesus	1.97/6'6"	88/194	1	8		4/7					
19	BRACHO CASTELLANO Wilmer	1.74/5'9"	77/170	1								
Headcoach: SANCHEZ MORENO Octavio Jose												

VEN played		
PR	CRO	0 - 2

UKR - Ukraine

No	Name	Height m/ft in	Weight kg/lbs	Competition Statistics								
				MP	Points	1PT	2PT	SUS	RCS	RC	EX	
1	CHUPRYNA Igor	2.00/6'7"	84/185	1								
2	SADOVYI Viacheslav	1.90/6'3"	90/198	1								
3	GUNKO Dmytro	1.91/6'3"	83/183	1	11	1/1	5/6					
4	LADYKO Viktor	1.93/6'4"	90/198	1	8		4/5					
5	KOZAKEVYCH Artem	1.80/5'11"	68/150	1	7	1/1	3/4					
6	RAKYTIN Volodymyr	1.95/6'5"	85/187	1								
7	DENYSOV Zakhar	1.87/6'2"	84/185	1	4		2/5					
9	MANKOVSKYY Yuriy	2.00/6'7"	80/176	1				1				
10	POLTORATSKYI Oleksandr	1.90/6'3"	82/181	1	13	3/4	5/8					
Headcoach: SYCH Oleg												

UKR played		
PR	QAT	1 - 2

LEGEND							
1PT	One Point	2PT	Two Points	EX	Exclusion	MP	Matches Played
No	Shirt Number	PR	Preliminary Round	RC	Red Cards	RCS	2nd Suspension & Red Card
SUS	Suspension						

Timing and Results provided by TISSOT





Match No.: 9 - Court 1

Match Report

Reporte del partido

Venezuela 2 vs 1 Ukraine

REFEREES:

Markvoort Jeanette (NED)
Perez Dominguez Vanesa (ESP)

1st Period: 12 - 22

2nd Period: 24 - 23

Shoot out: 5 - 1

VEN - Venezuela

Headcoach: SANCHEZ MORENO Octavio Jose

Team time outs: 2

No	Name	Total				Goals / Shots						Punishments			
		Points	Goals	Shots	%	Field	Trick Ind	Trick Team	Specialist	GK Points	P6m	SUS	RCS	RC	Exclusion
1	BARRANCO BERNAL Ali														
4	PALACIOS Jose	2	1	1	100					1 / 1					
5	ZAMBRANO INFANTE Kelwing	7	4	7	57	1 / 1			3 / 6						
8	MARTINEZ BARRETO Carlos														
9	TIMAURE DORANTE Rona	9	5	7	71	1 / 1	4 / 6								
13	PENALOZA MEDINA Jhonny	11	6	10	60	1 / 1	5 / 9					1	1		
15	LOPEZ MACHADO Victor Alonso	4	2	2	100		2 / 2								
16	BARRIOS BATISTA Jesus	8	4	7	57		1 / 2	3 / 5							
19	BRACHO CASTELLANO Wilmer														
Totals		41	22	34	65	3 / 3	12 / 19	3 / 5	3 / 6	1 / 1		1	1		

UKR - Ukraine

Headcoach: SYCH Oleg

Team time outs: 1

No	Name	Total				Goals / Shots						Punishments			
		Points	Goals	Shots	%	Field	Trick Ind	Trick Team	Specialist	GK Points	P6m	SUS	RCS	RC	Exclusion
1	CHUPRYNA Igor														
2	SADOVYI Viacheslav														
3	GUNKO Dmytro	8	4	8	50		0 / 1	4 / 7							
4	LADYKO Viktor	11	6	8	75	1 / 1	1 / 1		4 / 6						
5	KOZAKEVYCH Artem	2	2	6	33	2 / 2	0 / 4								
6	RAKYTIN Volodymyr														
7	DENYSOV Zakhar	4	2	3	67	0 / 1	2 / 2								
9	MANKOVSKYY Yuriy														
10	POLTORATSKYI Oleksandr	21	11	15	73	1 / 1	3 / 7	5 / 5			2 / 2				
Totals		46	25	40	63	4 / 5	6 / 15	9 / 12	4 / 6		2 / 2				

Team Comparison

	1st Period				2nd Period			
	Venezuela		Ukraine		Venezuela		Ukraine	
	Goals/Shots	Eff %	Goals/Shots	Eff %	Goals/Shots	Eff %	Goals/Shots	Eff %
Trick Shots Team	1 / 2	50	3 / 4	75	2 / 3	67	6 / 8	75
Trick Shots Ind.	5 / 9	56	3 / 7	43	6 / 7	86	3 / 5	60
Specialist Shots	0 / 3	0	4 / 4	100	3 / 3	100	0 / 2	0
Field Shots			2 / 2	100	2 / 2	100	1 / 1	100
Goalkeeper Shots								
Penalty Shots							2 / 2	100



Match No.: 9 - Court 1

Match Report
Reporte del partido

Venezuela 2 vs 1 Ukraine

REFEREES:
Markvoort Jeanette (NED)
Perez Dominguez Vanesa (ESP)

1st Period: 12 - 22
2nd Period: 24 - 23
Shoot out: 5 - 1

VEN - Venezuela

No	Name	Technical skills						
		Ass	Ass Spec	ST	BS	R6	P6	TF
1	BARRANCO BERNAL Ali			1	2			
4	PALACIOS Jose				1			
5	ZAMBRANO INFANTE Kelwing		7					2
8	MARTINEZ BARRETO Carlos							
9	TIMAURE DORANTE Rona	1						
13	PENALOZA MEDINA Jhonny	2					2	
15	LOPEZ MACHADO Victor Alonso							
16	BARRIOS BATISTA Jesus	2						4
19	BRACHO CASTELLANO Wilmer							
Team								
Totals		5	7	1	3		2	6

UKR - Ukraine

No	Name	Technical skills						
		Ass	Ass Spec	ST	BS	R6	P6	TF
1	CHUPRYNA Igor							
2	SADOVYI Viacheslav							
3	GUNKO Dmytro					1		2
4	LADYKO Viktor		9			1		
5	KOZAKEVYCH Artem	2						1
6	RAKYTIN Volodymyr							
7	DENYSOV Zakhar	1						
9	MANKOVSKYY Yuriy				1			
10	POLTORATSKYI Oleksandr			1				1
Team								
Totals		3	9	1	1	2		4

Running Score

VEN - UKR

1st Period

0 : 2	LADYKO V.
2 : 2	BARRIOS BATISTA J.
2 : 4	LADYKO V.
2 : 6	LADYKO V.
4 : 6	PENALOZA MEDINA J.
4 : 8	LADYKO V.
6 : 8	LOPEZ MACHADO V.
6 : 10	POLTORATSKYI O.
6 : 12	POLTORATSKYI O.
6 : 14	POLTORATSKYI O.
6 : 15	KOZAKEVYCH A.
6 : 17	POLTORATSKYI O.
8 : 17	TIMAURE DORANTE R.
8 : 19	POLTORATSKYI O.
10 : 19	PENALOZA MEDINA J.
10 : 20	POLTORATSKYI O.
12 : 20	BARRIOS BATISTA J.
12 : 22	LADYKO V.

2nd Period

0 : 2	GUNKO D.
2 : 2	BARRIOS BATISTA J.
2 : 4	GUNKO D.
4 : 4	ZAMBRANO INFANTE K.
6 : 4	PENALOZA MEDINA J.
6 : 6	GUNKO D.
7 : 6	PENALOZA MEDINA J.
7 : 8	GUNKO D.
9 : 8	TIMAURE DORANTE R.
11 : 8	TIMAURE DORANTE R.
11 : 10	POLTORATSKYI O.
11 : 12	POLTORATSKYI O.
13 : 12	ZAMBRANO INFANTE K.
15 : 12	PENALOZA MEDINA J.
15 : 14	POLTORATSKYI O.
17 : 14	BARRIOS BATISTA J.
19 : 14	PENALOZA MEDINA J.
19 : 16	POLTORATSKYI O.
21 : 16	TIMAURE DORANTE R.
23 : 16	ZAMBRANO INFANTE K.
23 : 18	DENYSOV Z.
23 : 20	DENYSOV Z.
23 : 21	KOZAKEVYCH A.
23 : 23	POLTORATSKYI O.
24 (GG) 23	TIMAURE DORANTE R.

Shoot out

2 : 0	LOPEZ MACHADO V.
3 : 0	ZAMBRANO INFANTE K.
3 : 1	LADYKO V.
5 : 1	PALACIOS J.

LEGEND

EX	Struck out Players did not play	%	Efficiency	Ass	Assists	BS	Blocked Shots
No	Exclusion	GG	Golden Goal	GK	Goal Keeper	Ind	Individual
RC	Shirt Number	P6	Penalty Fouls	P6m	6m Penalty Shoots	R6	Received 6m-Fouls
SUS	Red Cards	RCS	2nd Suspension & Red Card	Spec	Specialist	ST	Steals
	Suspension	TF	Technical Fouls	Trick	Trick Shots		



Match No.: 10 - Court 1

Start List

Lista de Salida

Qatar vs Croatia

REFEREES:

dos Santos Sydney Antonio (BRA)

Oliveira Wanderson Robson (BRA)

QAT - Qatar

No	Name	Height m/ft in	Weight kg/lbs	Competition Statistics								
				MP	Points	1PT	2PT	SUS	RCS	RC	EX	
4	MABROUQ Hassan	1.91/6'3"	86/190	1								
5	MURAD Abdulrazzaq	1.85/6'1"	77/170	1	18	0/1	9/12	1				
7	OSMAN Mahmoud	1.87/6'2"	85/187	1	13	1/1	6/8					
8	HASSAN Mohamed	1.83/6'0"	86/190	1	3	1/1	1/2	1				
10	MOHAMED Ali	2.01/6'7"	90/198	1	8		4/4					
12	YAFAI Mohsin	1.96/6'5"	115/254	1			0/1					
16	MAHFOUZ Mohab	9.1/3'0"	88/194	1								
20	HASSAB ALLA Mahmoud	1.82/6'0"	80/176	1		0/1	0/1	1	1			
27	TANABANE Hani	1.90/6'3"	85/187	1	8		4/6					
Headcoach: ABDI DAALAH Othman												

QAT played		
PR	UKR	
		2 - 1

CRO - Croatia

No	Name	Height m/ft in	Weight kg/lbs	Competition Statistics								
				MP	Points	1PT	2PT	SUS	RCS	RC	EX	
1	HORVAT Hrvoje	1.91/6'3"	91/201	1								
3	SEMREN Matej	1.95/6'5"	90/198	1								
4	DUMENCIC Ivan	1.88/6'2"	92/203	1	10		5/6					
5	JURIC Ivan	1.93/6'4"	97/214	1	7	1/1	3/3					
6	DJIKIC Zvonimir	1.90/6'3"	90/198	1	10	0/1	5/6					
7	VOJNOVIC Drago	1.97/6'6"	109/240	1	6		3/6					
8	PARADZIK Mladen	1.85/6'1"	92/203	1	6	2/2	2/3					
9	VALENTAKOVIC Valentino	1.98/6'6"	86/190	1	4		2/2					
10	TOTIC Igor	2.04/6'8"	108/238	1								
Headcoach: OSTOIC Sinisa												

CRO played		
PR	VEN	
		2 - 0

LEGEND							
1PT	One Point	2PT	Two Points	EX	Exclusion	MP	Matches Played
No	Shirt Number	PR	Preliminary Round	RC	Red Cards	RCS	2nd Suspension & Red Card
SUS	Suspension						





Match No.: 10 - Court 1

Match Report

Reporte del partido

Qatar 2 vs 0 Croatia

REFEREES:

dos Santos Sydney Antonio (BRA)
Oliveira Wanderson Robson (BRA)

1st Period: 15 - 10

2nd Period: 19 - 18

QAT - Qatar

Headcoach: ALY Khaled

Team time outs: 2

No	Name	Total				Goals / Shots						Punishments			
		Points	Goals	Shots	%	Field	Trick Ind	Trick Team	Specialist	GK Points	P6m	SUS	RCS	RC	Exclusion
4	MABROUQ Hassan														
5	MURAD Abdulrazzaq	5	3	6	50	1 / 1	1 / 3	1 / 2				1			
7	OSMAN Mahmoud	13	7	7	100	1 / 1	1 / 1	1 / 1	4 / 4						
8	HASSAN Mohamed	3	2	3	67	1 / 1			1 / 2						
10	MOHAMED Ali														
12	YAFAI Mohsin		0	1	0					0 / 1					
16	MAHFOUZ Mohab														
20	HASSAB ALLA Mahmoud		0	1	0				0 / 1			1			
27	TANABANE Hani	13	7	10	70	1 / 1	1 / 2	4 / 6			1 / 1				
Totals		34	19	28	68	4 / 4	3 / 6	6 / 9	5 / 7	0 / 1	1 / 1	2			

CRO - Croatia

Headcoach: ROKAVEC Davor

Team time outs: 2

No	Name	Total				Goals / Shots						Punishments			
		Points	Goals	Shots	%	Field	Trick Ind	Trick Team	Specialist	GK Points	P6m	SUS	RCS	RC	Exclusion
1	HORVAT Hrvoje	10	5	11	45				5 / 11						
3	SEMREN Matej	2	1	6	17		1 / 3	0 / 3							
4	DUMENCIC Ivan														
5	JURIC Ivan	10	5	6	83		3 / 4	1 / 1			1 / 1				
6	DJIKIC Zvonimir	6	3	4	75		3 / 4								
7	VOJNOVIC Drago		0	4	0			0 / 4							
8	PARADZIK Mladen											1			
9	VALENTAKOVIC Valentino											1			
10	TOTIC Igor														
Totals		28	14	31	45		7 / 11	1 / 8	5 / 11		1 / 1	2			

Team Comparison

	1st Period				2nd Period			
	Qatar		Croatia		Qatar		Croatia	
	Goals/Shots	Eff %	Goals/Shots	Eff %	Goals/Shots	Eff %	Goals/Shots	Eff %
Trick Shots Team	3 / 3	100	0 / 5	0	3 / 6	50	1 / 3	33
Trick Shots Ind.	2 / 3	67	1 / 3	33	1 / 3	33	6 / 8	75
Specialist Shots	0 / 1	0	3 / 8	38	5 / 6	83	2 / 3	67
Field Shots	3 / 3	100			1 / 1	100		
Goalkeeper Shots	0 / 1	0						
Penalty Shots	1 / 1	100	1 / 1	100				



Match No.: 10 - Court 1

Match Report

Reporte del partido

Qatar 2 vs 0 Croatia

REFEREES:

dos Santos Sydney Antonio (BRA)
Oliveira Wanderson Robson (BRA)

1st Period: 15 - 10

2nd Period: 19 - 18

QAT - Qatar

No	Name	Technical skills						
		Ass	Ass Spec	ST	BS	R6	P6	TF
4	MABROUQ Hassan				1			
5	MURAD Abdulrazzaq	3				1		1
7	OSMAN Mahmoud	4						
8	HASSAN Mohamed	4						
10	MOHAMED Ali							2
12	YAFAI Mohsin							
16	MAHFOUZ Mohab							
20	HASSAB ALLA Mahmoud	4		1	1			1
27	TANABANE Hani	2					1	
Team								
Totals		17		1	2	1	1	4

Running Score

QAT - CRO

1st Period

OSMAN M.	2	: 0	
TANABANE H.	4	: 0	
TANABANE H.	6	: 0	
	6	: 2	HORVAT H.
TANABANE H.	7	: 2	
	7	: 4	HORVAT H.
	7	: 6	SEMREN M.
OSMAN M.	9	: 6	
	9	: 8	JURIC I.
TANABANE H.	11	: 8	
TANABANE H.	13	: 8	
OSMAN M.	14	: 8	
	14	: 10	HORVAT H.
MURAD A.	15	: 10	

2nd Period

MURAD A.	2	: 0	
	2	: 2	DJIKIC Z.
TANABANE H.	4	: 2	
	4	: 4	DJIKIC Z.
OSMAN M.	6	: 4	
	6	: 6	JURIC I.
OSMAN M.	8	: 6	
	8	: 8	HORVAT H.
OSMAN M.	10	: 8	
	10	: 10	JURIC I.
MURAD A.	12	: 10	
	12	: 12	HORVAT H.
	12	: 14	JURIC I.
HASSAN M.	14	: 14	
	14	: 16	DJIKIC Z.
	14	: 18	JURIC I.
OSMAN M.	16	: 18	
TANABANE H.	18	: 18	
HASSAN M.	19	: 18	

CRO - Croatia

No	Name	Technical skills						
		Ass	Ass Spec	ST	BS	R6	P6	TF
1	HORVAT Hrvoje	7						3
3	SEMREN Matej	2						
4	DUMENCIC Ivan							
5	JURIC Ivan				1	1		
6	DJIKIC Zvonimir							
7	VOJNOVIC Drago	2						2
8	PARADZIK Mladen						1	
9	VALENTAKOVIC Valentino			1	2			
10	TOTIC Igor							
Team								
Totals		11		1	3	1	1	5

LEGEND

EX	Struck out Players did not play	%	Efficiency	Ass	Assists	BS	Blocked Shots
No	Exclusion	GG	Golden Goal	GK	Goal Keeper	Ind	Individual
RC	Shirt Number	P6	Penalty Fouls	P6m	6m Penalty Shoots	R6	Received 6m-Fouls
SUS	Red Cards	RCS	2nd Suspension & Red Card	Spec	Specialist	ST	Steals
	Suspension	TF	Technical Fouls	Trick	Trick Shots		





Cañaveralejo Bullfighting Ring
Plaza De Toros Cañaveralejo

The World Games
2013 CALI
Fair Play To The Planet

SAT 3 AUG 2013
13:10

Beach Handball

Balonmano de Playa

Men

Masculino

Preliminaries - Group B

Ronda Preliminar - Grupo B



Match No.: 11 - Court 1

Start List

Lista de Salida

Ukraine

vs

Croatia

REFEREES:

Ghuloom Baqer Fadhil Ahmed (UAE)

Hassan Mohammad Ismail Salem (UAE)

UKR - Ukraine

No	Name	Height m/ft in	Weight kg/lbs	Competition Statistics								
				MP	Points	1PT	2PT	SUS	RCS	RC	EX	
1	CHUPRYNA Igor	2.00/6'7"	84/185	2								
2	SADOVYI Viacheslav	1.90/6'3"	90/198	2								
3	GUNKO Dmytro	1.91/6'3"	83/183	2	19	1/1	9/14					
4	LADYKO Viktor	1.93/6'4"	90/198	2	19	1/1	9/12					
5	KOZAKEVYCH Artem	1.80/5'11"	68/150	2	9	3/3	3/8					
6	RAKYTIN Volodymyr	1.95/6'5"	85/187	2								
7	DENYSOV Zakhar	1.87/6'2"	84/185	2	8	0/1	4/7					
9	MANKOVSKYY Yuriy	2.00/6'7"	80/176	2				1				
10	POLTORATSKYY Oleksandr	1.90/6'3"	82/181	2	34	4/5	15/22					
Headcoach: SYCH Oleg												

UKR played		
PR	QAT	1 - 2
PR	VEN	1 - 2

CRO - Croatia

No	Name	Height m/ft in	Weight kg/lbs	Competition Statistics								
				MP	Points	1PT	2PT	SUS	RCS	RC	EX	
1	HORVAT Hrvoje	1.91/6'3"	91/201	2	10		5/11					
3	SEMREN Matej	1.95/6'5"	90/198	2	2		1/6					
4	DUMENCIC Ivan	1.88/6'2"	92/203	2	10		5/6					
5	JURIC Ivan	1.93/6'4"	97/214	2	17	1/1	8/9					
6	DJIKIC Zvonimir	1.90/6'3"	90/198	2	16	0/1	8/10					
7	VOJNOVIC Drago	1.97/6'6"	109/240	2	6		3/10					
8	PARADZIK Mladen	1.85/6'1"	92/203	2	6	2/2	2/3	1				
9	VALENTAKOVIC Valentino	1.98/6'6"	86/190	2	4		2/2	1				
10	TOTIC Igor	2.04/6'8"	108/238	2								
Headcoach: OSTOIC Sinisa												

CRO played		
PR	VEN	2 - 0
PR	QAT	0 - 2

LEGEND

1PT	One Point	2PT	Two Points	EX	Exclusion	MP	Matches Played
No	Shirt Number	PR	Preliminary Round	RC	Red Cards	RCS	2nd Suspension & Red Card
SUS	Suspension						

Timing and Results provided by TISSOT





Match No.: 11 - Court 1

Match Report

Reporte del partido

Ukraine 2 vs 1 Croatia

REFEREES:

Ghuloom Baqer Fadhil Ahmed (UAE)
Hassan Mohammad Ismail Salem (UAE)

1st Period: 18 - 24

2nd Period: 25 - 23

Shoot out: 7 - 6

UKR - Ukraine

Headcoach: SYCH Oleg

Team time outs: 1

No	Name	Total				Goals / Shots						Punishments			
		Points	Goals	Shots	%	Field	Trick Ind	Trick Team	Specialist	GK Points	P6m	SUS	RCS	RC	Exclusion
1	CHUPRYNA Igor														
2	SADOVYI Viacheslav														
3	GUNKO Dmytro	8	4	7	57	0 / 1	2 / 3	2 / 3							
4	LADYKO Viktor	13	7	9	78	1 / 1	1 / 1		4 / 6	1 / 1					
5	KOZAKEVYCH Artem	8	4	5	80		4 / 5								
6	RAKYTIN Volodymyr														
7	DENYSOV Zakhar	7	4	6	67	1 / 1	3 / 5					1			
9	MANKOVSKYY Yuriy														
10	POLTORATSKYI Oleksandr	14	7	11	64		6 / 8	0 / 1			1 / 2				
Totals		50	26	38	68	2 / 3	16 / 22	2 / 4	4 / 6	1 / 1	1 / 2	1			

CRO - Croatia

Headcoach: ROKAVEC Davor

Team time outs: 1

No	Name	Total				Goals / Shots						Punishments			
		Points	Goals	Shots	%	Field	Trick Ind	Trick Team	Specialist	GK Points	P6m	SUS	RCS	RC	Exclusion
1	HORVAT Hrvoje														
3	SEMREN Matej	6	3	5	60		2 / 4	1 / 1							
4	DUMENCIC Ivan	8	4	7	57	0 / 1			4 / 6						
5	JURIC Ivan	7	4	7	57	1 / 1	1 / 4		1 / 1		1 / 1	1			
6	DJIKIC Zvonimir	7	4	5	80	1 / 1	3 / 4								
7	VOJNOVIC Drago	9	5	7	71	1 / 1	1 / 1	3 / 5							
8	PARADZIK Mladen	10	5	6	83		5 / 6								
9	VALENTAKOVIC Valentino	6	3	5	60		2 / 4		1 / 1						
10	TOTIC Igor														
Totals		53	28	42	67	3 / 4	14 / 23	4 / 6	6 / 8		1 / 1	1			

Team Comparison

	1st Period				2nd Period			
	Ukraine		Croatia		Ukraine		Croatia	
	Goals/Shots	Eff %	Goals/Shots	Eff %	Goals/Shots	Eff %	Goals/Shots	Eff %
Trick Shots Team	1 / 2	50	2 / 2	100	1 / 2	50	2 / 4	50
Trick Shots Ind.	5 / 8	63	5 / 8	63	9 / 11	82	6 / 10	60
Specialist Shots	2 / 4	50	3 / 4	75	2 / 2	100	3 / 4	75
Field Shots			2 / 2	100	1 / 2	50	1 / 2	50
Goalkeeper Shots								
Penalty Shots	1 / 1	100	1 / 1	100	0 / 1	0		



Match No.: 11 - Court 1

Match Report

Reporte del partido

Ukraine 2 vs 1 Croatia

REFEREES:

Ghuloom Baqer Fadhil Ahmed (UAE)
Hassan Mohammad Ismail Salem (UAE)

1st Period: 18 - 24

2nd Period: 25 - 23

Shoot out: 7 - 6

UKR - Ukraine

No	Name	Technical skills						
		Ass	Ass Spec	ST	BS	R6	P6	TF
1	CHUPRYNA Igor							
2	SADOVYI Viacheslav			1			1	
3	GUNKO Dmytro							
4	LADYKO Viktor		6					1
5	KOZAKEVYCH Artem	1				1		
6	RAKYTIN Volodymyr							
7	DENYSOV Zakhar						1	1
9	MANKOVSKYY Yuriy	1						
10	POLTORATSKYI Oleksandr							1
Team								
Totals		2	6	1		1	2	3

CRO - Croatia

No	Name	Technical skills						
		Ass	Ass Spec	ST	BS	R6	P6	TF
1	HORVAT Hrvoje							
3	SEMREN Matej							1
4	DUMENCIC Ivan		9					
5	JURIC Ivan					1	1	
6	DJIKIC Zvonimir							
7	VOJNOVIC Drago							
8	PARADZIK Mladen					1		
9	VALENTAKOVIC Valentino							1
10	TOTIC Igor							
Team								
Totals			9			2	1	2

Running Score

UKR - CRO

1st Period	
0 : 2	JURIC I.
0 : 4	DUMENCIC I.
LADYKO V. 2 : 4	
2 : 6	PARADZIK M.
LADYKO V. 4 : 6	
4 : 8	DUMENCIC I.
DENYSOV Z. 6 : 8	
6 : 10	PARADZIK M.
6 : 12	PARADZIK M.
GUNKO D. 8 : 12	
8 : 14	JURIC I.
POLTORATSKYI O. 10 : 14	
10 : 16	SEMREN M.
POLTORATSKYI O. 12 : 16	
12 : 18	VOJNOVIC D.
12 : 20	PARADZIK M.
POLTORATSKYI O. 14 : 20	
14 : 21	JURIC I.
LADYKO V. 16 : 21	
16 : 23	JURIC I.
16 : 24	DJIKIC Z.
POLTORATSKYI O. 18 : 24	

2nd Period	
LADYKO V. 2 : 0	
POLTORATSKYI O. 4 : 0	
4 : 2	VOJNOVIC D.
4 : 3	VOJNOVIC D.
DENYSOV Z. 6 : 3	
6 : 5	SEMREN M.
6 : 7	DUMENCIC I.
KOZAKEVYCH A. 8 : 7	
POLTORATSKYI O. 10 : 7	
10 : 9	SEMREN M.
GUNKO D. 12 : 9	
12 : 11	VALENTAKOVIC V.
GUNKO D. 14 : 11	
14 : 13	DJIKIC Z.
LADYKO V. 16 : 13	
16 : 15	VALENTAKOVIC V.
KOZAKEVYCH A. 18 : 15	
18 : 17	DJIKIC Z.
GUNKO D. 20 : 17	
20 : 19	VALENTAKOVIC V.
KOZAKEVYCH A. 22 : 19	
DENYSOV Z. 24 : 19	
24 : 21	VOJNOVIC D.
DENYSOV Z. 25 : 21	
25 : 23	DUMENCIC I.

Shoot out	
POLTORATSKYI O. 2 : 0	
2 : 2	DJIKIC Z.
KOZAKEVYCH A. 4 : 2	
LADYKO V. 6 : 2	
6 : 4	PARADZIK M.
6 : 6	VOJNOVIC D.
LADYKO V. 7 : 6	

Timing and Results provided by **TISSOT**



Cañaveralejo Bullfighting Ring
Plaza De Toros Cañaveralejo

The World Games
2013 CALI
Fair Play To The Planet

SAT 3 AUG 2013
13:10

Beach Handball

Balonmano de Playa

Men

Masculino

Preliminaries - Group B

Ronda Preliminar - Grupo B



Match No.: 11 - Court 1

Match Report

Reporte del partido

LEGEND							
EX	Struck out Players did not play	%	Efficiency	Ass	Assists	BS	Blocked Shots
No	Exclusion	GG	Golden Goal	GK	Goal Keeper	Ind	Individual
RC	Shirt Number	P6	Penalty Fouls	P6m	6m Penalty Shoots	R6	Received 6m-Fouls
SUS	Red Cards	RCS	2nd Suspension & Red Card	Spec	Specialist	ST	Steals
	Suspension	TF	Technical Fouls	Trick	Trick Shots		

Timing and Results provided by TISSOT





Match No.: 12 - Court 1

Start List

Lista de Salida

Qatar vs Venezuela

REFEREES:

Bonifert Ferenc (HUN)

Olah Viktor (HUN)

QAT - Qatar

No	Name	Height m/ft in	Weight kg/lbs	Competition Statistics									
				MP	Points	1PT	2PT	SUS	RCS	RC	EX		
4	MABROUQ Hassan	1.91/6'3"	86/190	2									
5	MURAD Abdulrazzaq	1.85/6'1"	77/170	2	23	1/2	11/17	2					
7	OSMAN Mahmoud	1.87/6'2"	85/187	2	26	2/2	12/14						
8	HASSAN Mohamed	1.83/6'0"	86/190	2	6	2/2	2/4	1					
10	MOHAMED Ali	2.01/6'7"	90/198	2	8		4/4						
12	YAFAI Mohsin	1.96/6'5"	115/254	2			0/2						
16	MAHFOUZ Mohab	9.1/3'0"	88/194	2									
20	HASSAB ALLA Mahmoud	1.82/6'0"	80/176	2		0/1	0/2	2	1				
27	TANABANE Hani	1.90/6'3"	85/187	2	21	1/1	10/15						
Headcoach: ABDI DAALAH Othman													

QAT played		
PR	UKR	2 - 1
PR	CRO	2 - 0

VEN - Venezuela

No	Name	Height m/ft in	Weight kg/lbs	Competition Statistics									
				MP	Points	1PT	2PT	SUS	RCS	RC	EX		
1	BARRANCO BERNAL Ali	1.97/6'6"	95/209	2									
4	PALACIOS Jose	1.92/6'4"	98/216	2	2		1/1						
5	ZAMBRANO INFANTE Kelwing	1.82/6'0"	86/190	2	13	1/1	6/11						
8	MARTINEZ BARRETO Carlos	1.83/6'0"	83/183	2				1					
9	TIMAURE DORANTE Rona	1.94/6'4"	84/185	2	17	1/1	8/12						
13	PENALOZA MEDINA Jhonny	1.75/5'9"	84/185	2	20	4/4	8/17	1	1				
15	LOPEZ MACHADO Victor Alonso	1.85/6'1"	88/194	2	4		2/2						
16	BARRIOS BATISTA Jesus	1.97/6'6"	88/194	2	16		8/14						
19	BRACHO CASTELLANO Wilmer	1.74/5'9"	77/170	2									
Headcoach: SANCHEZ MORENO Octavio Jose													

VEN played		
PR	CRO	0 - 2
PR	UKR	2 - 1

LEGEND

1PT	One Point	2PT	Two Points	EX	Exclusion	MP	Matches Played
No	Shirt Number	PR	Preliminary Round	RC	Red Cards	RCS	2nd Suspension & Red Card
SUS	Suspension						



Match No.: 12 - Court 1

Match Report

Reporte del partido

Qatar 2 vs 0 Venezuela

REFEREES:

Bonifert Ferenc (HUN)

Olah Viktor (HUN)

1st Period: 21 - 18

2nd Period: 17 - 14

QAT - Qatar

Headcoach: ALY Khaled

Team time outs: 2

No	Name	Total				Goals / Shots						Punishments			
		Points	Goals	Shots	%	Field	Trick Ind	Trick Team	Specialist	GK Points	P6m	SUS	RCS	RC	Exclusion
4	MABROUQ Hassan	3	2	2	100	1 / 1					1 / 1	1			
5	MURAD Abdulrazzaq														
7	OSMAN Mahmoud	10	5	7	71				5 / 7						
8	HASSAN Mohamed		0	2	0				0 / 2						
10	MOHAMED Ali	14	7	8	88			7 / 8							
12	YAFAI Mohsin	4	2	3	67					2 / 3					
16	MAHFOUZ Mohab														
20	HASSAB ALLA Mahmoud											1	1		
27	TANABANE Hani	7	4	5	80	1 / 1		3 / 4							
Totals		38	20	27	74	2 / 2		10 / 12	5 / 9	2 / 3	1 / 1	2	1		

VEN - Venezuela

Headcoach: SANCHEZ MORENO Octavio Jose

Team time outs: 1

No	Name	Total				Goals / Shots						Punishments			
		Points	Goals	Shots	%	Field	Trick Ind	Trick Team	Specialist	GK Points	P6m	SUS	RCS	RC	Exclusion
1	BARRANCO BERNAL Ali														
4	PALACIOS Jose											1			
5	ZAMBRANO INFANTE Kelwing	2	1	1	100				1 / 1						
8	MARTINEZ BARRETO Carlos														
9	TIMAURE DORANTE Rona	4	2	3	67		1 / 2		1 / 1			1			
13	PENALOZA MEDINA Jhonny	14	7	13	54		3 / 9				4 / 4				
15	LOPEZ MACHADO Victor Alonso	2	1	3	33		1 / 3								
16	BARRIOS BATISTA Jesus	10	5	8	63		1 / 3	4 / 5							
19	BRACHO CASTELLANO Wilmer														
Totals		32	16	28	57		6 / 17	4 / 5	2 / 2		4 / 4	2			

Team Comparison

	1st Period				2nd Period			
	Qatar		Venezuela		Qatar		Venezuela	
	Goals/Shots	Eff %	Goals/Shots	Eff %	Goals/Shots	Eff %	Goals/Shots	Eff %
Trick Shots Team	5 / 6	83	3 / 4	75	5 / 6	83	1 / 1	100
Trick Shots Ind.			3 / 7	43			3 / 10	30
Specialist Shots	4 / 5	80	1 / 1	100	1 / 4	25	1 / 1	100
Field Shots	1 / 1	100			1 / 1	100		
Goalkeeper Shots	1 / 2	50			1 / 1	100		
Penalty Shots			2 / 2	100	1 / 1	100	2 / 2	100



Match No.: 12 - Court 1

Match Report

Reporte del partido

Qatar 2 vs 0 Venezuela

REFEREES:

Bonifert Ferenc (HUN)

Olah Viktor (HUN)

1st Period: 21 - 18

2nd Period: 17 - 14

QAT - Qatar

No	Name	Technical skills						
		Ass	Ass Spec	ST	BS	R6	P6	TF
4	MABROUQ Hassan	1					1	
5	MURAD Abdulrazzaq			1				1
7	OSMAN Mahmoud	3	3					
8	HASSAN Mohamed		1	1				3
10	MOHAMED Ali					1		2
12	YAFAI Mohsin							1
16	MAHFOUZ Mohab							
20	HASSAB ALLA Mahmoud				1		1	
27	TANABANE Hani						1	1
Team								
Totals		4	4	2	1	1	3	8

Running Score

QAT - VEN

1st Period	
OSMAN M.	2 : 0
	2 : 2 LOPEZ MACHADO V.
	2 : 4 PENALOZA MEDINA J.
OSMAN M.	4 : 4
TANABANE H.	6 : 4
	6 : 6 PENALOZA MEDINA J.
OSMAN M.	8 : 6
YAFAI M.	10 : 6
	10 : 8 BARRIOS BATISTA J.
MOHAMED A.	12 : 8
	12 : 10 PENALOZA MEDINA J.
	12 : 12 PENALOZA MEDINA J.
MOHAMED A.	14 : 12
	14 : 14 BARRIOS BATISTA J.
MOHAMED A.	16 : 14
	16 : 16 TIMAURE DORANTE R.
MOHAMED A.	18 : 16
	18 : 18 BARRIOS BATISTA J.
OSMAN M.	20 : 18
TANABANE H.	21 : 18

VEN - Venezuela

No	Name	Technical skills						
		Ass	Ass Spec	ST	BS	R6	P6	TF
1	BARRANCO BERNAL Ali	1		1				
4	PALACIOS Jose							
5	ZAMBRANO INFANTE Kelwing		4			1		
8	MARTINEZ BARRETO Carlos							
9	TIMAURE DORANTE Rona		1	2		1	1	1
13	PENALOZA MEDINA Jhonny	1		1		1		1
15	LOPEZ MACHADO Victor Alonso	1						2
16	BARRIOS BATISTA Jesus							5
19	BRACHO CASTELLANO Wilmer							
Team								
Totals		3	5	4		3	1	9

2nd Period	
YAFAI M.	2 : 0
	2 : 2 PENALOZA MEDINA J.
MOHAMED A.	4 : 2
TANABANE H.	6 : 2
	6 : 4 ZAMBRANO INFANTE K.
MOHAMED A.	8 : 4
	8 : 6 PENALOZA MEDINA J.
	8 : 8 BARRIOS BATISTA J.
TANABANE H.	10 : 8
	10 : 10 BARRIOS BATISTA J.
MOHAMED A.	12 : 10
	12 : 12 TIMAURE DORANTE R.
MABROUQ H.	14 : 12
	14 : 14 PENALOZA MEDINA J.
OSMAN M.	16 : 14
MABROUQ H.	17 : 14

LEGEND

EX	Struck out Players did not play	%	Efficiency	Ass	Assists	BS	Blocked Shots
No	Exclusion	GG	Golden Goal	GK	Goal Keeper	Ind	Individual
RC	Red Cards	P6	Penalty Fouls	P6m	6m Penalty Shoots	R6	Received 6m-Fouls
SUS	Suspension	RCS	2nd Suspension & Red Card	Spec	Specialist	ST	Steals
		TF	Technical Fouls	Trick	Trick Shots		

RESULTBOOK

BEACH HANDBALL

Men's Semifinals



The World Games
2013 CALI
Fair Play To The Planet



sura



Avianca
A STAR ALLIANCE MEMBER

TISSOT

Comfandi
Tu mano amiga

Carvajal



Cañaveralejo Bullfighting Ring
Plaza De Toros Cañaveralejo

The World Games
2013 CALI
Fair Play To The Planet

SAT 3 AUG 2013
17:25

Beach Handball
Balonmano de Playa

Men
Masculino

Classification (5-8)
Posiciones 5-8



Match No.: 13 - Court 1

Start List
Lista de Salida

Colombia vs Venezuela

REFEREES:

Martinez Isola Pablo Gaston (URU)
Monico Ottado Luis Alberto (URU)

COL - Colombia

No	Name	Height m/ft in	Weight kg/lbs	Competition Statistics								
				MP	Points	1PT	2PT	SUS	RCS	RC	EX	
2	VILLA ARANGO Julian Alberto	1.98/6'6"	84/185	3					2		1	
6	HERRERA ALVAREZ Abel	1.77/5'10"	75/165	3								
8	VALENCIA ORTIZ Jhon German	1.88/6'2"	82/181	3	18	2/3	8/19					
12	RIASCOS CARDENAS Diego	1.96/6'5"	93/205	3	13	1/1	6/11	1				
18	LOPEZ ROJAS Juan Manuel	1.89/6'2"	75/165	3	10		5/9				1	
19	VALENCIA HOYOS Carlos Jose	1.87/6'2"	84/185	3	24		12/19					
23	ROJAS MONTOYA Yoni Leandro	1.84/6'0"	88/194	3	2		1/1	2	1			
69	LOPEZ VELEZ Juan Pablo	1.75/5'9"	70/154	3	24	2/2	11/23					
89	RIVAS Andres Felipe	1.76/5'9"	78/172	3	3	1/1	1/1					
Headcoach: REBOLLEDO CAICEDO Edwin												

COL played		
PR	AUS	2 - 1
PR	RUS	0 - 2
PR	BRA	0 - 2

VEN - Venezuela

No	Name	Height m/ft in	Weight kg/lbs	Competition Statistics								
				MP	Points	1PT	2PT	SUS	RCS	RC	EX	
1	BARRANCO BERNAL Ali	1.97/6'6"	95/209	3								
4	PALACIOS Jose	1.92/6'4"	98/216	3	2		1/1	1				
5	ZAMBRANO INFANTE Kelwing	1.82/6'0"	86/190	3	15	1/1	7/12					
8	MARTINEZ BARRETO Carlos	1.83/6'0"	83/183	3				1				
9	TIMAURE DORANTE Rona	1.94/6'4"	84/185	3	21	1/1	10/15	1				
13	PENALOZA MEDINA Jhonny	1.75/5'9"	84/185	3	34	4/4	15/30	1	1			
15	LOPEZ MACHADO Victor Alonso	1.85/6'1"	88/194	3	6		3/5					
16	BARRIOS BATISTA Jesus	1.97/6'6"	88/194	3	26		13/22					
19	BRACHO CASTELLANO Wilmer	1.74/5'9"	77/170	3								
Headcoach: SANCHEZ MORENO Octavio Jose												

VEN played		
PR	CRO	0 - 2
PR	UKR	2 - 1
PR	QAT	0 - 2

LEGEND							
1PT	One Point	2PT	Two Points	EX	Exclusion	MP	Matches Played
No	Shirt Number	PR	Preliminary Round	RC	Red Cards	RCS	2nd Suspension & Red Card
SUS	Suspension						

Timing and Results provided by TISSOT





Match No.: 13 - Court 1

Match Report

Reporte del partido

Colombia 1 vs 2 Venezuela

REFEREES:

Martinez Isola Pablo Gaston (URU)
Monico Ottado Luis Alberto (URU)

1st Period: 7 - 14
2nd Period: 17 - 16
Shoot out: 6 - 8

COL - Colombia

Headcoach: REBOLLEDO CAICEDO Edwin

Team time outs: 2

No	Name	Total				Goals / Shots						Punishments			
		Points	Goals	Shots	%	Field	Trick Ind	Trick Team	Specialist	GK Points	P6m	SUS	RCS	RC	Exclusion
2	VILLA ARANGO Julian Alberto											1	1		
6	HERRERA ALVAREZ Abel														
8	VALENCIA ORTIZ Jhon German	4	2	7	29		1 / 4		1 / 1		0 / 2				
12	RIASCOS CARDENAS Diego	2	1	5	20		1 / 2	0 / 3				1			
18	LOPEZ ROJAS Juan Manuel	6	3	4	75		3 / 4								
19	VALENCIA HOYOS Carlos Jose	4	2	4	50	0 / 1			2 / 3						
23	ROJAS MONTOYA Yoni Leandro	2	1	1	100		1 / 1					1			
69	LOPEZ VELEZ Juan Pablo	12	7	11	64	2 / 2	2 / 3	3 / 5	0 / 1						
89	RIVAS Andres Felipe		0	2	0		0 / 1			0 / 1					
Totals		30	16	34	47	2 / 3	8 / 15	3 / 8	3 / 5	0 / 1	0 / 2	3	1		

VEN - Venezuela

Headcoach: SANCHEZ MORENO Octavio Jose

Team time outs: 1

No	Name	Total				Goals / Shots						Punishments			
		Points	Goals	Shots	%	Field	Trick Ind	Trick Team	Specialist	GK Points	P6m	SUS	RCS	RC	Exclusion
1	BARRANCO BERNAL Ali														
4	PALACIOS Jose		0	1	0		0 / 1					1			
5	ZAMBRANO INFANTE Kelwing														
8	MARTINEZ BARRETO Carlos														
9	TIMAURE DORANTE Rona	2	1	4	25		1 / 4					1		1	
13	PENALOZA MEDINA Jhonny	14	7	12	58	0 / 1	6 / 10				1 / 1				
15	LOPEZ MACHADO Victor Alonso	4	2	6	33		2 / 3	0 / 3							
16	BARRIOS BATISTA Jesus	6	3	3	100		1 / 1	2 / 2							
19	BRACHO CASTELLANO Wilmer	12	6	7	86		1 / 1		5 / 6						
Totals		38	19	33	58	0 / 1	11 / 20	2 / 5	5 / 6		1 / 1	2		1	

Team Comparison

	1st Period				2nd Period			
	Colombia		Venezuela		Colombia		Venezuela	
	Goals/Shots	Eff %	Goals/Shots	Eff %	Goals/Shots	Eff %	Goals/Shots	Eff %
Trick Shots Team	3 / 6	50	1 / 4	25	0 / 2	0	1 / 1	100
Trick Shots Ind.	0 / 3	0	4 / 7	57	5 / 7	71	3 / 8	38
Specialist Shots	0 / 1	0	1 / 1	100	3 / 4	75	4 / 5	80
Field Shots	1 / 2	50	0 / 1	0	1 / 1	100		
Goalkeeper Shots	0 / 1	0						
Penalty Shots			1 / 1	100	0 / 2	0		





Match No.: 13 - Court 1

Match Report

Reporte del partido

Colombia 1 vs 2 Venezuela

REFEREES:

Martinez Isola Pablo Gaston (URU)
Monico Ottado Luis Alberto (URU)

1st Period: 7 - 14

2nd Period: 17 - 16

Shoot out: 6 - 8

COL - Colombia

No	Name	Technical skills						
		Ass	Ass Spec	ST	BS	R6	P6	TF
2	VILLA ARANGO Julian Alberto	1			2			
6	HERRERA ALVAREZ Abel							
8	VALENCIA ORTIZ Jhon German	3	1		1			2
12	RIASCOS CARDENAS Diego				1			2
18	LOPEZ ROJAS Juan Manuel	2				1		
19	VALENCIA HOYOS Carlos Jose	2	1			1		1
23	ROJAS MONTOYA Yoni Leandro						2	
69	LOPEZ VELEZ Juan Pablo							
89	RIVAS Andres Felipe							
Team								
Totals		8	2		4	2	2	5

VEN - Venezuela

No	Name	Technical skills						
		Ass	Ass Spec	ST	BS	R6	P6	TF
1	BARRANCO BERNAL Ali			1				
4	PALACIOS Jose			2			1	
5	ZAMBRANO INFANTE Kelwing							
8	MARTINEZ BARRETO Carlos							1
9	TIMAURE DORANTE Rona						1	1
13	PENALOZA MEDINA Jhonny	1				1		4
15	LOPEZ MACHADO Victor Alonso	3						2
16	BARRIOS BATISTA Jesus							
19	BRACHO CASTELLANO Wilmer		3			1		1
Team								
Totals		4	3	3		2	2	9

Running Score

COL - VEN

1st Period

LOPEZ VELEZ J.	2 : 0	
	2 : 2	PENALOZA MEDINA J.
	2 : 4	LOPEZ MACHADO V.
LOPEZ VELEZ J.	4 : 4	
	4 : 6	BRACHO CASTELLANO W.
	4 : 8	PENALOZA MEDINA J.
	4 : 10	PENALOZA MEDINA J.
	4 : 12	BARRIOS BATISTA J.
LOPEZ VELEZ J.	5 : 12	
LOPEZ VELEZ J.	7 : 12	
	7 : 14	TIMAURE DORANTE R.

2nd Period

	0 : 2	BRACHO CASTELLANO W.
VALENCIA HOYOS C.	2 : 2	
VALENCIA ORTIZ J.	4 : 2	
	4 : 4	PENALOZA MEDINA J.
VALENCIA HOYOS C.	6 : 4	
	6 : 6	BRACHO CASTELLANO W.
	6 : 8	PENALOZA MEDINA J.
RIASCOS CARDENAS D.	8 : 8	
LOPEZ ROJAS J.	10 : 8	
	10 : 10	PENALOZA MEDINA J.
LOPEZ ROJAS J.	12 : 10	
	12 : 12	BRACHO CASTELLANO W.
	12 : 14	BRACHO CASTELLANO W.
VALENCIA ORTIZ J.	14 : 14	
	14 : 16	BARRIOS BATISTA J.
LOPEZ VELEZ J.	16 : 16	
LOPEZ VELEZ J.	17 (GG) 16	

Shoot out

	0 : 2	BRACHO CASTELLANO W.
	0 : 4	LOPEZ MACHADO V.
LOPEZ ROJAS J.	2 : 4	
	2 : 6	PENALOZA MEDINA J.
LOPEZ VELEZ J.	4 : 6	
ROJAS MONTOYA Y.	6 : 6	
	6 : 8	BARRIOS BATISTA J.

LEGEND

EX	Struck out Players did not play	%	Efficiency	Ass	Assists	BS	Blocked Shots
No	Exclusion	GG	Golden Goal	GK	Goal Keeper	Ind	Individual
RC	Shirt Number	P6	Penalty Fouls	P6m	6m Penalty Shoots	R6	Received 6m-Fouls
SUS	Red Cards	RCS	2nd Suspension & Red Card	Spec	Specialist	ST	Steals
	Suspension	TF	Technical Fouls	Trick	Trick Shots		





Match No.: 14 - Court 2

Start List
Lista de Salida

Ukraine vs Australia

REFEREES:

Ghuloom Baqer Fadhil Ahmed (UAE)
Hassan Mohammad Ismail Salem (UAE)

UKR - Ukraine

No	Name	Height m/ft in	Weight kg/lbs	Competition Statistics								
				MP	Points	1PT	2PT	SUS	RCS	RC	EX	
1	CHUPRYNA Igor	2.00/6'7"	84/185	3								
2	SADOVYI Viacheslav	1.90/6'3"	90/198	3								
3	GUNKO Dmytro	1.91/6'3"	83/183	3	27	1/2	13/20					
4	LADYKO Viktor	1.93/6'4"	90/198	3	32	2/2	15/20					
5	KOZAKEVYCH Artem	1.80/5'11"	68/150	3	17	3/3	7/13					
6	RAKYTIN Volodymyr	1.95/6'5"	85/187	3								
7	DENYSOV Zakhar	1.87/6'2"	84/185	3	15	1/2	7/12	1				
9	MANKOVSKYY Yuriy	2.00/6'7"	80/176	3				1				
10	POLTORATSKYI Oleksandr	1.90/6'3"	82/181	3	48	4/5	22/33					
Headcoach: SYCH Oleg												

UKR played		
PR	QAT	1 - 2
PR	VEN	1 - 2
PR	CRO	2 - 1

AUS - Australia

No	Name	Height m/ft in	Weight kg/lbs	Competition Statistics								
				MP	Points	1PT	2PT	SUS	RCS	RC	EX	
1	BRENNAN James	1.85/6'1"	81/179	3								
4	NICHOLSON Scott	1.93/6'4"	91/201	3	16	0/1	8/20					
5	DAVIDSON William	1.87/6'2"	95/209	3				3	1			
8	GALLAUGHER Nicholas	1.90/6'3"	85/187	3	18	2/3	8/17				1	
9	WRIGHT Zachary	1.83/6'0"	67/148	3								
11	TAMIR Dotan	1.80/5'11"	80/176	3	8		4/5					
13	TURECEK Lucas	1.99/6'6"	98/216	3	14	0/2	7/21					
15	EPSTEIN Daniel			3	7	1/2	3/11					
24	KELSO Andrew	1.82/6'0"	68/150	3								
Headcoach: MENSING Boris												

AUS played		
PR	COL	1 - 2
PR	BRA	0 - 2
PR	RUS	0 - 2

LEGEND							
1PT	One Point	2PT	Two Points	EX	Exclusion	MP	Matches Played
No	Shirt Number	PR	Preliminary Round	RC	Red Cards	RCS	2nd Suspension & Red Card
SUS	Suspension						





Match No.: 14 - Court 2

Match Report

Reporte del partido

Ukraine 2 vs 0 Australia

REFEREES:

Ghuloom Baqer Fadhil Ahmed (UAE)
Hassan Mohammad Ismail Salem (UAE)

1st Period: 24 - 20

2nd Period: 24 - 16

UKR - Ukraine

Headcoach: SYCH Oleg

No	Name	Total				Goals / Shots						Punishments			
		Points	Goals	Shots	%	Field	Trick Ind	Trick Team	Specialist	GK Points	P6m	SUS	RCS	RC	Exclusion
1	CHUPRYNA Igor	2	1	1	100					1 / 1					
2	SADOVYI Viacheslav														
3	GUNKO Dmytro	20	10	10	100		5 / 5	5 / 5							
4	LADYKO Viktor	14	7	9	78				7 / 9						
5	KOZAKEVYCH Artem		0	1	0		0 / 1								
6	RAKYTIN Volodymyr														
7	DENYSOV Zakhar	5	3	7	43	1 / 1	2 / 5				0 / 1				
9	MANKOVSKYY Yuriy														
10	POLTORATSKYI Oleksandr	7	4	6	67	1 / 1	0 / 2	2 / 2			1 / 1				
Totals		48	25	34	74	2 / 2	7 / 13	7 / 7	7 / 9	1 / 1	1 / 2				

AUS - Australia

Headcoach: MENSING Boris

No	Name	Total				Goals / Shots						Punishments			
		Points	Goals	Shots	%	Field	Trick Ind	Trick Team	Specialist	GK Points	P6m	SUS	RCS	RC	Exclusion
1	BRENNAN James														
4	NICHOLSON Scott	2	1	1	100			1 / 1							
5	DAVIDSON William														
8	GALLAUGHER Nicholas	14	8	13	62	2 / 2	5 / 7	1 / 4							
9	WRIGHT Zachary														
11	TAMIR Dotan	10	5	6	83				5 / 6						
13	TURECEK Lucas	2	1	4	25		1 / 2	0 / 1	0 / 1						
15	EPSTEIN Daniel	8	4	6	67		3 / 4	1 / 2							
24	KELSO Andrew											1			
Totals		36	19	30	63	2 / 2	9 / 13	3 / 8	5 / 7			1			

Team Comparison

	1st Period				2nd Period			
	Ukraine		Australia		Ukraine		Australia	
	Goals/Shots	Eff %	Goals/Shots	Eff %	Goals/Shots	Eff %	Goals/Shots	Eff %
Trick Shots Team	3 / 3	100	2 / 5	40	4 / 4	100	1 / 3	33
Trick Shots Ind.	5 / 8	63	4 / 6	67	2 / 5	40	5 / 7	71
Specialist Shots	1 / 2	50	4 / 5	80	6 / 7	86	1 / 2	50
Field Shots	2 / 2	100					2 / 2	100
Goalkeeper Shots	1 / 1	100						
Penalty Shots	1 / 1	100			0 / 1	0		



Match No.: 14 - Court 2

Match Report

Reporte del partido

Ukraine 2 vs 0 Australia

REFEREES:

Ghuloom Baqer Fadhil Ahmed (UAE)
Hassan Mohammad Ismail Salem (UAE)

1st Period: 24 - 20
2nd Period: 24 - 16

UKR - Ukraine

No	Name	Technical skills						
		Ass	Ass Spec	ST	BS	R6	P6	TF
1	CHUPRYNA Igor							
2	SADOVYI Viacheslav			1	1			
3	GUNKO Dmytro							2
4	LADYKO Viktor		4					1
5	KOZAKEVYCH Artem	2						
6	RAKYTIN Volodymyr							
7	DENYSOV Zakhar	5	1			2		2
9	MANKOVSKYY Yuriy							
10	POLTORATSKYI Oleksandr	4		1				
Team								
Totals		12	5	2	1	2		5

Running Score

UKR - AUS

1st Period	
0 : 2	GALLAUGHER N.
DENYSOV Z. 2 : 2	
POLTORATSKYI O. 4 : 2	
4 : 4	TAMIR D.
GUNKO D. 6 : 4	
CHUPRYNA I. 8 : 4	
8 : 6	GALLAUGHER N.
GUNKO D. 10 : 6	
10 : 8	EPSTEIN D.
10 : 10	TAMIR D.
GUNKO D. 12 : 10	
12 : 12	TAMIR D.
LADYKO V. 14 : 12	
GUNKO D. 16 : 12	
16 : 14	EPSTEIN D.
POLTORATSKYI O. 18 : 14	
GUNKO D. 20 : 14	
GUNKO D. 22 : 14	
22 : 16	GALLAUGHER N.
22 : 18	GALLAUGHER N.
POLTORATSKYI O. 23 : 18	
DENYSOV Z. 24 : 18	
24 : 20	TAMIR D.
2nd Period	
0 : 2	TURECEK L.
LADYKO V. 2 : 2	
GUNKO D. 4 : 2	
4 : 4	EPSTEIN D.
LADYKO V. 6 : 4	
POLTORATSKYI O. 8 : 4	
8 : 6	TAMIR D.
LADYKO V. 10 : 6	
LADYKO V. 12 : 6	
LADYKO V. 14 : 6	
14 : 7	GALLAUGHER N.
GUNKO D. 16 : 7	
16 : 9	EPSTEIN D.
16 : 11	NICHOLSON S.
16 : 13	GALLAUGHER N.
16 : 15	GALLAUGHER N.
DENYSOV Z. 18 : 15	
LADYKO V. 20 : 15	
GUNKO D. 22 : 15	
GUNKO D. 24 : 15	
24 : 16	GALLAUGHER N.

AUS - Australia

No	Name	Technical skills						
		Ass	Ass Spec	ST	BS	R6	P6	TF
1	BRENNAN James							
4	NICHOLSON Scott							
5	DAVIDSON William	1						
8	GALLAUGHER Nicholas			1				1
9	WRIGHT Zachary							
11	TAMIR Dotan		8					3
13	TURECEK Lucas	5						2
15	EPSTEIN Daniel	2					1	
24	KELSO Andrew						1	
Team								
Totals		8	8	1			2	6

LEGEND

EX	Struck out Players did not play	%	Efficiency	Ass	Assists	BS	Blocked Shots
No	Exclusion	GG	Golden Goal	GK	Goal Keeper	Ind	Individual
RC	Shirt Number	P6	Penalty Fouls	P6m	6m Penalty Shoots	R6	Received 6m-Fouls
SUS	Red Cards	RCS	2nd Suspension & Red Card	Spec	Specialist	ST	Steals
	Suspension	TF	Technical Fouls	Trick	Trick Shots		

Timing and Results provided by TISSOT



Match No.: 15 - Court 1

Start List

Lista de Salida

Brazil

vs

Croatia

REFEREES:

Chalcenko Anastasiia (UKR)

Zhosan Viktoriia (UKR)

BRA - Brazil

No	Name	Height m/ft in	Weight kg/lbs	Competition Statistics								
				MP	Points	1PT	2PT	SUS	RCS	RC	EX	
1	TORRES Jaime			3								
2	BARCELLOS Thiago			3				1				
3	NOVAIS ALVES Wellington			3	11	1/1	5/7					
5	AMARAL Nailson			3	42	2/2	20/26					
6	CARLOS DE OLIVEIRA Bruno			3	16		8/12					
7	GUSMAO Thiago			3	22	2/2	10/13	1				
8	PEREIRA Jarison			3	8		4/4	1				
9	EUGENIO Danilo			3								
10	DE PAES PIRES Gil Vicente			3	42		21/29					
Headcoach: GUERRA PEIXE Antonio												

BRA played		
PR	RUS	2 - 0
PR	AUS	2 - 0
PR	COL	2 - 0

CRO - Croatia

No	Name	Height m/ft in	Weight kg/lbs	Competition Statistics								
				MP	Points	1PT	2PT	SUS	RCS	RC	EX	
1	HORVAT Hrvoje	1.91/6'3"	91/201	3	10		5/11					
3	SEMREN Matej	1.95/6'5"	90/198	3	8		4/11					
4	DUMENCIC Ivan	1.88/6'2"	92/203	3	18	0/1	9/12					
5	JURIC Ivan	1.93/6'4"	97/214	3	24	2/2	11/15	1				
6	DJIKIC Zvonimir	1.90/6'3"	90/198	3	23	1/2	11/14					
7	VOJNOVIC Drago	1.97/6'6"	109/240	3	15	1/1	7/16					
8	PARADZIK Mladen	1.85/6'1"	92/203	3	16	2/2	7/9	1				
9	VALENTAKOVIC Valentino	1.98/6'6"	86/190	3	10		5/7	1				
10	TOTIC Igor	2.04/6'8"	108/238	3								
Headcoach: OSTOIC Sinisa												

CRO played		
PR	VEN	2 - 0
PR	QAT	0 - 2
PR	UKR	1 - 2

LEGEND							
1PT	One Point	2PT	Two Points	EX	Exclusion	MP	Matches Played
No	Shirt Number	PR	Preliminary Round	RC	Red Cards	RCS	2nd Suspension & Red Card
SUS	Suspension						





Match No.: 15 - Court 1

Match Report

Reporte del partido

Brazil 2 vs 1 Croatia

REFEREES:

Chalcenko Anastasiia (UKR)
Zhosan Viktoriia (UKR)

1st Period: 20 - 21

2nd Period: 20 - 17

Shoot out: 5 - 2

BRA - Brazil

Headcoach: GUERRA PEIXE Antonio

Team time outs: 1

No	Name	Total				Goals / Shots						Punishments			
		Points	Goals	Shots	%	Field	Trick Ind	Trick Team	Specialist	GK Points	P6m	SUS	RCS	RC	Exclusion
1	TORRES Jaime														
2	BARCELLOS Thiago														
3	NOVAIS ALVES Wellington	4	2	2	100			2 / 2							
5	AMARAL Nailson	13	7	12	58	1 / 1	1 / 1	0 / 2	2 / 5		3 / 3				
6	CARLOS DE OLIVEIRA Bruno	14	7	10	70		4 / 5		3 / 5						
7	GUSMAO Thiago	8	4	8	50		1 / 2	3 / 6							
8	PEREIRA Jarison														
9	EUGENIO Danilo														
10	DE PAES PIRES Gil Vicente	6	3	4	75		1 / 2	2 / 2							
Totals		45	23	36	64	1 / 1	7 / 10	7 / 12	5 / 10		3 / 3				

CRO - Croatia

Headcoach: ROKAVEC Davor

Team time outs: 2

No	Name	Total				Goals / Shots						Punishments			
		Points	Goals	Shots	%	Field	Trick Ind	Trick Team	Specialist	GK Points	P6m	SUS	RCS	RC	Exclusion
1	HORVAT Hrvoje														
3	SEMREN Matej	2	1	1	100			1 / 1							
4	DUMENCIC Ivan	6	3	7	43				3 / 7						
5	JURIC Ivan	12	6	8	75		4 / 6				2 / 2				
6	DJIKIC Zvonimir	13	7	10	70	1 / 1	6 / 8	0 / 1				1			
7	VOJNOVIC Drago	3	2	2	100	1 / 1		1 / 1							
8	PARADZIK Mladen	4	2	5	40		2 / 5								
9	VALENTAKOVIC Valentino		0	1	0		0 / 1					1			
10	TOTIC Igor														1
Totals		40	21	34	62	2 / 2	12 / 20	2 / 3	3 / 7		2 / 2	2			1

Team Comparison

	1st Period				2nd Period			
	Brazil		Croatia		Brazil		Croatia	
	Goals/Shots	Eff %	Goals/Shots	Eff %	Goals/Shots	Eff %	Goals/Shots	Eff %
Trick Shots Team	4 / 9	44	2 / 2	100	3 / 3	100	0 / 1	0
Trick Shots Ind.	2 / 3	67	3 / 6	50	4 / 6	67	8 / 10	80
Specialist Shots	3 / 5	60	3 / 4	75	2 / 5	40	0 / 3	0
Field Shots			1 / 1	100			1 / 1	100
Goalkeeper Shots								
Penalty Shots	1 / 1	100	2 / 2	100	1 / 1	100		



Match No.: 15 - Court 1

Match Report

Reporte del partido

Brazil 2 vs 1 Croatia

REFEREES:

Chalcenko Anastasiia (UKR)
Zhosan Viktoriia (UKR)

1st Period: 20 - 21

2nd Period: 20 - 17

Shoot out: 5 - 2

BRA - Brazil

No	Name	Technical skills						
		Ass	Ass Spec	ST	BS	R6	P6	TF
1	TORRES Jaime							1
2	BARCELLOS Thiago				1		1	
3	NOVAIS ALVES Wellington						1	
5	AMARAL Nailson			1				
6	CARLOS DE OLIVEIRA Bruno	3	4			1		5
7	GUSMAO Thiago					2		
8	PEREIRA Jarison				1			
9	EUGENIO Danilo							
10	DE PAES PIRES Gil Vicente	1						
Team								
Totals		4	4	1	2	3	2	6

CRO - Croatia

No	Name	Technical skills						
		Ass	Ass Spec	ST	BS	R6	P6	TF
1	HORVAT Hrvoje							
3	SEMREN Matej							
4	DUMENCIC Ivan		8			1		2
5	JURIC Ivan			1				
6	DJIKIC Zvonimir					1	1	3
7	VOJNOVIC Drago			1				1
8	PARADZIK Mladen				1			1
9	VALENTAKOVIC Valentino						1	
10	TOTIC Igor						1	
Team								
Totals			8	2	1	2	3	7

Running Score

BRA - CRO

1st Period	
CARLOS DE OLIVEIRA B.	2 : 0
DE PAES PIRES G.	4 : 0
CARLOS DE OLIVEIRA B.	4 : 2 PARADZIK M.
CARLOS DE OLIVEIRA B.	6 : 2
CARLOS DE OLIVEIRA B.	6 : 4 JURIC I.
CARLOS DE OLIVEIRA B.	6 : 6 DUMENCIC I.
CARLOS DE OLIVEIRA B.	8 : 6
CARLOS DE OLIVEIRA B.	8 : 8 VOJNOVIC D.
GUSMAO T.	10 : 8
GUSMAO T.	10 : 10 PARADZIK M.
GUSMAO T.	10 : 12 DUMENCIC I.
GUSMAO T.	12 : 12
AMARAL N.	14 : 12
AMARAL N.	14 : 14 DUMENCIC I.
GUSMAO T.	16 : 14
GUSMAO T.	16 : 16 SEMREN M.
GUSMAO T.	16 : 18 JURIC I.
GUSMAO T.	16 : 20 DJIKIC Z.
AMARAL N.	18 : 20
AMARAL N.	18 : 21 DJIKIC Z.
GUSMAO T.	20 : 21

2nd Period	
CARLOS DE OLIVEIRA B.	0 : 2 DJIKIC Z.
CARLOS DE OLIVEIRA B.	2 : 2
CARLOS DE OLIVEIRA B.	2 : 4 JURIC I.
AMARAL N.	4 : 4
CARLOS DE OLIVEIRA B.	6 : 4
CARLOS DE OLIVEIRA B.	6 : 6 DJIKIC Z.
CARLOS DE OLIVEIRA B.	8 : 6
CARLOS DE OLIVEIRA B.	8 : 7 VOJNOVIC D.
CARLOS DE OLIVEIRA B.	8 : 9 DJIKIC Z.
AMARAL N.	10 : 9
NOVAIS ALVES W.	12 : 9
NOVAIS ALVES W.	12 : 11 DJIKIC Z.
NOVAIS ALVES W.	14 : 11
NOVAIS ALVES W.	14 : 13 JURIC I.
AMARAL N.	16 : 13
AMARAL N.	16 : 15 DJIKIC Z.
AMARAL N.	16 : 17 JURIC I.
CARLOS DE OLIVEIRA B.	18 : 17
DE PAES PIRES G.	20 : 17

Shoot out	
DE PAES PIRES G.	0 : 2 JURIC I.
DE PAES PIRES G.	2 : 2
AMARAL N.	3 : 2
AMARAL N.	5 : 2

LEGEND

EX	Struck out Players did not play	%	Efficiency	Ass	Assists	BS	Blocked Shots
No	Exclusion	GG	Golden Goal	GK	Goal Keeper	Ind	Individual
RC	Shirt Number	P6	Penalty Fouls	P6m	6m Penalty Shoots	R6	Received 6m-Fouls
SUS	Red Cards	RCS	2nd Suspension & Red Card	Spec	Specialist	ST	Steals
	Suspension	TF	Technical Fouls	Trick	Trick Shots		



Match No.: 16 - Court 1

Start List

Lista de Salida

Qatar vs Russia

REFEREES:

dos Santos Sydney Antonio (BRA)

Galvao da Silva Caldas Luiz Felipe (BRA)

QAT - Qatar

No	Name	Height m/ft in	Weight kg/lbs	Competition Statistics							
				MP	Points	1PT	2PT	SUS	RCS	RC	EX
4	MABROUQ Hassan	1.91/6'3"	86/190	3	3	1/1	1/1	1			
5	MURAD Abdulrazzaq	1.85/6'1"	77/170	3	23	1/2	11/17	2			
7	OSMAN Mahmoud	1.87/6'2"	85/187	3	36	2/2	17/21				
8	HASSAN Mohamed	1.83/6'0"	86/190	3	6	2/2	2/6	1			
10	MOHAMED Ali	2.01/6'7"	90/198	3	22		11/12				
12	YAFAI Mohsin	1.96/6'5"	115/254	3	4		2/5				
16	MAHFOUZ Mohab	9.1/3'0"	88/194	3							
20	HASSAB ALLA Mahmoud	1.82/6'0"	80/176	3		0/1	0/2	3	2		
27	TANABANE Hani	1.90/6'3"	85/187	3	28	2/2	13/19				
Headcoach: ABDI DAALAH Othman											

QAT played		
PR	UKR	2 - 1
PR	CRO	2 - 0
PR	VEN	2 - 0

RUS - Russia

No	Name	Height m/ft in	Weight kg/lbs	Competition Statistics							
				MP	Points	1PT	2PT	SUS	RCS	RC	EX
1	ZABOLOTSKIY Anton	1.90/6'3"	83/183	3	2		1/1				
2	PSHENICHNIY Aleksey	2.00/6'7"	88/194	3				3			
3	SVESTULA Evgeny	1.96/6'5"	82/181	3	22		11/17	1			
4	PROKHOROV Nikolay	1.98/6'6"	86/190	3	28		14/23				
7	KHMELKOV Vladimir	1.96/6'5"	81/179	3				1			
10	POLETAEV Vladimir	1.80/5'11"	76/168	3	4		2/2				
11	KALASHNIKOV Roman	1.80/5'11"	80/176	3	37	3/3	17/25				
13	DACHE Anton	1.78/5'10"	74/163	3	8	0/1	4/8				
30	MAKSUTOV Eduard	1.93/6'4"	78/172	3	2		1/1				
Headcoach: MILIDI Leonid											

RUS played		
PR	BRA	0 - 2
PR	COL	2 - 0
PR	AUS	2 - 0

LEGEND							
1PT	One Point	2PT	Two Points	EX	Exclusion	MP	Matches Played
No	Shirt Number	PR	Preliminary Round	RC	Red Cards	RCS	2nd Suspension & Red Card
SUS	Suspension						





Match No.: 16 - Court 1

Match Report

Reporte del partido

Qatar 1 vs 2 Russia

REFEREES:

dos Santos Sydney Antonio (BRA)
Galvao da Silva Caldas Luiz Felipe (BRA)

1st Period: 19 - 18

2nd Period: 17 - 18

Shoot out: 10 - 11

QAT - Qatar

Headcoach: ALY Khaled

Red Card: 1

Team time outs: 1

No	Name	Total				Field	Trick Ind	Goals / Shots				Punishments				
		Points	Goals	Shots	%			Trick Team	Specialist	GK Points	P6m	SUS	RCS	RC	Exclusion	
4	MABROUQ Hassan												1			
5	MURAD Abdulrazzaq	6	3	5	60		3 / 4	0 / 1								
7	OSMAN Mahmoud	18	9	12	75		2 / 2		7 / 10				1			
8	HASSAN Mohamed												1			
10	MOHAMED Ali	2	2	4	50	2 / 2	0 / 1	0 / 1								
12	YAFAI Mohsin															
16	MAHFOUZ Mohab															
20	HASSAB ALLA Mahmoud	2	1	2	50		1 / 1	0 / 1					1			
27	TANABANE Hani	18	10	14	71	2 / 2	1 / 4	7 / 8					1			
Totals		46	25	37	68	4 / 4	7 / 12	7 / 11	7 / 10				5			1

RUS - Russia

Headcoach: MILIDI Leonid

Team time outs: 2

No	Name	Total				Field	Trick Ind	Goals / Shots				Punishments				
		Points	Goals	Shots	%			Trick Team	Specialist	GK Points	P6m	SUS	RCS	RC	Exclusion	
1	ZABOLOTSKIY Anton												1			
2	PSHENICHNIY Aleksey												1			
3	SVESTULA Evgeny	12	6	7	86		6 / 6	0 / 1								
4	PROKHOROV Nikolay	6	3	4	75		1 / 1	2 / 3								
7	KHMELKOV Vladimir															
10	POLETAEV Vladimir	4	2	4	50	0 / 1			2 / 3							
11	KALASHNIKOV Roman	14	7	9	78		2 / 4				5 / 5					
13	DACHE Anton	11	6	9	67	1 / 1	1 / 2		4 / 6							
30	MAKSUTOV Eduard															
Totals		47	24	33	73	1 / 2	10 / 13	2 / 4	6 / 9		5 / 5		2			

Team Comparison

	1st Period				2nd Period			
	Qatar		Russia		Qatar		Russia	
	Goals/Shots	Eff %	Goals/Shots	Eff %	Goals/Shots	Eff %	Goals/Shots	Eff %
Trick Shots Team	3 / 4	75	0 / 2	0	4 / 7	57	2 / 2	100
Trick Shots Ind.	0 / 2	0	2 / 4	50	2 / 3	67	3 / 4	75
Specialist Shots	5 / 5	100	4 / 5	80	2 / 5	40	2 / 4	50
Field Shots	3 / 3	100			1 / 1	100		
Goalkeeper Shots								
Penalty Shots			3 / 3	100			2 / 2	100





Match No.: 16 - Court 1

Match Report

Reporte del partido

Qatar 1 vs 2 Russia

REFEREES:

dos Santos Sydney Antonio (BRA)
Galvao da Silva Caldas Luiz Felipe (BRA)

1st Period: 19 - 18

2nd Period: 17 - 18

Shoot out: 10 - 11

QAT - Qatar

No	Name	Technical skills						
		Ass	Ass Spec	ST	BS	R6	P6	TF
4	MABROUQ Hassan						2	
5	MURAD Abdulrazzaq							
7	OSMAN Mahmoud	1	8					2
8	HASSAN Mohamed		2					
10	MOHAMED Ali						1	
12	YAFAI Mohsin							
16	MAHFOUZ Mohab							
20	HASSAB ALLA Mahmoud						1	2
27	TANABANE Hani	1					1	2
Team								
Totals		2	10				5	6

RUS - Russia

No	Name	Technical skills						
		Ass	Ass Spec	ST	BS	R6	P6	TF
1	ZABOLOTSKIY Anton							
2	PSHENICHNIY Aleksey				1			
3	SVESTULA Evgeny	2				1		2
4	PROKHOROV Nikolay					1		3
7	KHMELKOV Vladimir				1			
10	POLETAEV Vladimir		1			1		
11	KALASHNIKOV Roman					1		1
13	DACHE Anton		4			1		2
30	MAKSUTOV Eduard							
Team								
Totals		2	5		2	5		8

Running Score

QAT - RUS

1st Period
 MOHAMED A. 1 : 0
 1 : 2 DACHE A.
 OSMAN M. 3 : 2
 OSMAN M. 5 : 2
 5 : 4 SVESTULA E.
 TANABANE H. 7 : 4
 OSMAN M. 9 : 4
 9 : 6 DACHE A.
 OSMAN M. 11 : 6
 11 : 8 KALASHNIKOV R.
 TANABANE H. 13 : 8
 13 : 10 DACHE A.
 13 : 12 DACHE A.
 OSMAN M. 15 : 12
 15 : 14 KALASHNIKOV R.
 TANABANE H. 17 : 14
 MOHAMED A. 18 : 14
 18 : 16 KALASHNIKOV R.
 18 : 18 KALASHNIKOV R.
 TANABANE H. 19 (GG) 18

2nd Period
 OSMAN M. 2 : 0
 2 : 2 PROKHOROV N.
 TANABANE H. 4 : 2
 4 : 4 SVESTULA E.
 4 : 6 POLETAEV V.
 OSMAN M. 6 : 6
 6 : 8 PROKHOROV N.
 TANABANE H. 8 : 8
 MURAD A. 10 : 8
 10 : 10 KALASHNIKOV R.
 10 : 12 KALASHNIKOV R.
 TANABANE H. 12 : 12
 12 : 14 POLETAEV V.
 MURAD A. 14 : 14
 14 : 16 SVESTULA E.
 TANABANE H. 16 : 16
 16 : 18 SVESTULA E.
 TANABANE H. 17 : 18

Shoot out
 0 : 2 SVESTULA E.
 MURAD A. 2 : 2
 2 : 4 KALASHNIKOV R.
 TANABANE H. 4 : 4
 4 : 6 PROKHOROV N.
 OSMAN M. 6 : 6
 6 : 8 DACHE A.
 HASSAB ALLA M. 8 : 8
 OSMAN M. 10 : 8
 10 : 10 SVESTULA E.
 10 : 11 DACHE A.





Cañaveralejo Bullfighting Ring
Plaza De Toros Cañaveralejo

The World Games
2013 CALI
Fair Play To The Planet

SAT 3 AUG 2013
21:05

Beach Handball

Balonmano de Playa

Men

Masculino

Semifinal

Semifinales



Match No.: 16 - Court 1

Match Report

Reporte del partido

LEGEND							
EX	Struck out Players did not play	%	Efficiency	Ass	Assists	BS	Blocked Shots
No	Exclusion	GG	Golden Goal	GK	Goal Keeper	Ind	Individual
RC	Shirt Number	P6	Penalty Fouls	P6m	6m Penalty Shoots	R6	Received 6m-Fouls
SUS	Red Cards	RCS	2nd Suspension & Red Card	Spec	Specialist	ST	Steals
	Suspension	TF	Technical Fouls	Trick	Trick Shots		

Timing and Results provided by TISSOT



RESULTBOOK

BEACH HANDBALL

Men's Finals



The World Games
2013 CALI
Fair Play To The Planet



A STAR ALLIANCE MEMBER





Cañaveralejo Bullfighting Ring
Plaza De Toros Cañaveralejo

The World Games
2013 CALI
Fair Play To The Planet

SUN 4 AUG 2013
10:50

Beach Handball
Balonmano de Playa

Men
Masculino

Placement Match 7/8
Posiciones 7/8



Match No.: 17 - Court 1

Start List
Lista de Salida

Colombia vs Australia

REFEREES:

Markvoort Jeanette (NED)
Perez Dominguez Vanesa (ESP)

COL - Colombia

No	Name	Height m/ft in	Weight kg/lbs	Competition Statistics								
				MP	Points	1PT	2PT	SUS	RCS	RC	EX	
2	VILLA ARANGO Julian Alberto	1.98/6'6"	84/185	4					3	1	1	
6	HERRERA ALVAREZ Abel	1.77/5'10"	75/165	4								
8	VALENCIA ORTIZ Jhon German	1.88/6'2"	82/181	4	22	2/3	10/26					
12	RIASCOS CARDENAS Diego	1.96/6'5"	93/205	4	15	1/1	7/16	2				
18	LOPEZ ROJAS Juan Manuel	1.89/6'2"	75/165	4	16		8/13				1	
19	VALENCIA HOYOS Carlos Jose	1.87/6'2"	84/185	4	28	0/1	14/22					
23	ROJAS MONTOYA Yoni Leandro	1.84/6'0"	88/194	4	4		2/2	3	1			
69	LOPEZ VELEZ Juan Pablo	1.75/5'9"	70/154	4	36	4/4	16/32					
89	RIVAS Andres Felipe	1.76/5'9"	78/172	4	3	1/1	1/3					
Headcoach: REBOLLEDO CAICEDO Edwin												

COL played		
PR	AUS	2 - 1
PR	RUS	0 - 2
PR	BRA	0 - 2
S5	VEN	1 - 2

AUS - Australia

No	Name	Height m/ft in	Weight kg/lbs	Competition Statistics								
				MP	Points	1PT	2PT	SUS	RCS	RC	EX	
1	BRENNAN James	1.85/6'1"	81/179	4								
4	NICHOLSON Scott	1.93/6'4"	91/201	4	18	0/1	9/21					
5	DAVIDSON William	1.87/6'2"	95/209	4				3	1			
8	GALLAUGHER Nicholas	1.90/6'3"	85/187	4	32	4/5	14/28				1	
9	WRIGHT Zachary	1.83/6'0"	67/148	4								
11	TAMIR Dotan	1.80/5'11"	80/176	4	18		9/11					
13	TURECEK Lucas	1.99/6'6"	98/216	4	16	0/2	8/25					
15	EPSTEIN Daniel			4	15	1/2	7/17					
24	KELSO Andrew	1.82/6'0"	68/150	4				1				
Headcoach: MENSING Boris												

AUS played		
PR	COL	1 - 2
PR	BRA	0 - 2
PR	RUS	0 - 2
S5	UKR	0 - 2

LEGEND							
1PT	One Point	2PT	Two Points	EX	Exclusion	MP	Matches Played
No	Shirt Number	PR	Preliminary Round	RC	Red Cards	RCS	2nd Suspension & Red Card
SUS	Suspension						

Timing and Results provided by TISSOT





Match No.: 17 - Court 1

Match Report

Reporte del partido

Colombia 2 vs 1 Australia

REFEREES:

Markvoort Jeanette (NED)
Perez Dominguez Vanesa (ESP)

1st Period: 20 - 12

2nd Period: 7 - 13

Shoot out: 4 - 0

COL - Colombia

Headcoach: REBOLLEDO CAICEDO Edwin

Team time outs: 2

No	Name	Total				Goals / Shots						Punishments			
		Points	Goals	Shots	%	Field	Trick Ind	Trick Team	Specialist	GK Points	P6m	SUS	RCS	RC	Exclusion
2	VILLA ARANGO Julian Alberto														
6	HERRERA ALVAREZ Abel	5	3	6	50	1 / 2	2 / 4								
8	VALENCIA ORTIZ Jhon German	12	6	10	60		0 / 2		6 / 8						
12	RIASCOS CARDENAS Diego	4	2	6	33		1 / 4	1 / 2							
18	LOPEZ ROJAS Juan Manuel	4	2	3	67		2 / 3								
19	VALENCIA HOYOS Carlos Jose														
23	ROJAS MONTOYA Yoni Leandro	4	2	3	67		1 / 1				1 / 2	1			
69	LOPEZ VELEZ Juan Pablo	2	2	3	67	2 / 2				0 / 1					
89	RIVAS Andres Felipe		0	1	0					0 / 1					
Totals		31	17	32	53	3 / 4	6 / 14	1 / 2	6 / 8	0 / 2	1 / 2	1			

AUS - Australia

Headcoach: MENSING Boris

Team time outs: 2

No	Name	Total				Goals / Shots						Punishments			
		Points	Goals	Shots	%	Field	Trick Ind	Trick Team	Specialist	GK Points	P6m	SUS	RCS	RC	Exclusion
1	BRENNAN James														
4	NICHOLSON Scott	6	3	6	50		0 / 1	2 / 4			1 / 1				
5	DAVIDSON William														
8	GALLAUGHER Nicholas	2	1	4	25		1 / 3	0 / 1							
9	WRIGHT Zachary														
11	TAMIR Dotan	5	3	5	60	1 / 2	0 / 1	1 / 1	1 / 1						
13	TURECEK Lucas	12	6	13	46		1 / 2	0 / 2	5 / 8		0 / 1				
15	EPSTEIN Daniel														
24	KELSO Andrew		0	1	0		0 / 1								
Totals		25	13	29	45	1 / 2	2 / 8	3 / 8	6 / 9		1 / 2				

Team Comparison

	1st Period				2nd Period			
	Colombia		Australia		Colombia		Australia	
	Goals/Shots	Eff %	Goals/Shots	Eff %	Goals/Shots	Eff %	Goals/Shots	Eff %
Trick Shots Team			2 / 5	40	1 / 2	50	1 / 3	33
Trick Shots Ind.	2 / 4	50	2 / 3	67	2 / 6	33	0 / 1	0
Specialist Shots	6 / 8	75	2 / 3	67			4 / 6	67
Field Shots	2 / 3	67			1 / 1	100	1 / 2	50
Goalkeeper Shots	0 / 1	0			0 / 1	0		
Penalty Shots	1 / 1	100	0 / 1	0	0 / 1	0	1 / 1	100





Match No.: 17 - Court 1

Match Report

Reporte del partido

Colombia 2 vs 1 Australia

REFEREES:

Markvoort Jeanette (NED)
Perez Dominguez Vanesa (ESP)

1st Period: 20 - 12

2nd Period: 7 - 13

Shoot out: 4 - 0

COL - Colombia

No	Name	Technical skills						
		Ass	Ass Spec	ST	BS	R6	P6	TF
2	VILLA ARANGO Julian Alberto				1			
6	HERRERA ALVAREZ Abel	2						
8	VALENCIA ORTIZ Jhon German	2	2			1	1	1
12	RIASCOS CARDENAS Diego			2	1		1	2
18	LOPEZ ROJAS Juan Manuel	2			1			
19	VALENCIA HOYOS Carlos Jose							
23	ROJAS MONTOYA Yoni Leandro				1			
69	LOPEZ VELEZ Juan Pablo	5				1		1
89	RIVAS Andres Felipe	1						
Team								
Totals		12	2	2	4	2	2	4

Running Score

COL - AUS

1st Period

HERRERA ALVAREZ A.	2	: 0
HERRERA ALVAREZ A.	4	: 0
	4	: 2 TAMIR D.
VALENCIA ORTIZ J.	6	: 2
VALENCIA ORTIZ J.	8	: 2
HERRERA ALVAREZ A.	9	: 2
VALENCIA ORTIZ J.	11	: 2
	11	: 4 TURECEK L.
	11	: 6 NICHOLSON S.
LOPEZ VELEZ J.	12	: 6
	12	: 8 TAMIR D.
VALENCIA ORTIZ J.	14	: 8
	14	: 10 TURECEK L.
	14	: 12 GALLAUGHER N.
VALENCIA ORTIZ J.	16	: 12
ROJAS MONTOYA Y.	18	: 12
VALENCIA ORTIZ J.	20	: 12

AUS - Australia

No	Name	Technical skills						
		Ass	Ass Spec	ST	BS	R6	P6	TF
1	BRENNAN James	1						
4	NICHOLSON Scott	2				1		
5	DAVIDSON William	1						
8	GALLAUGHER Nicholas					1	1	
9	WRIGHT Zachary							
11	TAMIR Dotan	5	1					1
13	TURECEK Lucas		1					2
15	EPSTEIN Daniel							
24	KELSO Andrew						1	
Team								
Totals		9	2			2	2	3

2nd Period

LOPEZ ROJAS J.	2	: 0
	2	: 2 TURECEK L.
RIASCOS CARDENAS D.	4	: 2
	4	: 4 NICHOLSON S.
RIASCOS CARDENAS D.	6	: 4
	6	: 6 TURECEK L.
	6	: 8 TURECEK L.
	6	: 10 NICHOLSON S.
	6	: 12 TURECEK L.
LOPEZ VELEZ J.	7	: 12
	7	: 13 TAMIR D.

Shoot out

LOPEZ ROJAS J.	2	: 0
ROJAS MONTOYA Y.	4	: 0

LEGEND

EX	Struck out Players did not play	%	Efficiency	Ass	Assists	BS	Blocked Shots
No	Exclusion	GG	Golden Goal	GK	Goal Keeper	Ind	Individual
RC	Shirt Number	P6	Penalty Fouls	P6m	6m Penalty Shoots	R6	Received 6m-Fouls
SUS	Red Cards	RCS	2nd Suspension & Red Card	Spec	Specialist	ST	Steals
	Suspension	TF	Technical Fouls	Trick	Trick Shots		





Match No.: 18 - Court 1

Start List
Lista de Salida

Venezuela vs Ukraine

REFEREES:

dos Santos Sydney Antonio (BRA)
Oliveira Wanderson Robson (BRA)

VEN - Venezuela

No	Name	Height m/ft in	Weight kg/lbs	Competition Statistics									
				MP	Points	1PT	2PT	SUS	RCS	RC	EX		
1	BARRANCO BERNAL Ali	1.97/6'6"	95/209	4									
4	PALACIOS Jose	1.92/6'4"	98/216	4	2		1/2	2					
5	ZAMBRANO INFANTE Kelwing	1.82/6'0"	86/190	4	15	1/1	7/12						
8	MARTINEZ BARRETO Carlos	1.83/6'0"	83/183	4				1					
9	TIMAURE DORANTE Rona	1.94/6'4"	84/185	4	23	1/1	11/19	2			1		
13	PENALOZA MEDINA Jhonny	1.75/5'9"	84/185	4	48	4/5	22/41	1	1				
15	LOPEZ MACHADO Victor Alonso	1.85/6'1"	88/194	4	10		5/11						
16	BARRIOS BATISTA Jesus	1.97/6'6"	88/194	4	32		16/25						
19	BRACHO CASTELLANO Wilmer	1.74/5'9"	77/170	4	12		6/7						
Headcoach: SANCHEZ MORENO Octavio Jose													

VEN played		
PR	CRO	0 - 2
PR	UKR	2 - 1
PR	QAT	0 - 2
S5	COL	2 - 1

UKR - Ukraine

No	Name	Height m/ft in	Weight kg/lbs	Competition Statistics									
				MP	Points	1PT	2PT	SUS	RCS	RC	EX		
1	CHUPRYNA Igor	2.00/6'7"	84/185	4	2		1/1						
2	SADOVYI Viacheslav	1.90/6'3"	90/198	4									
3	GUNKO Dmytro	1.91/6'3"	83/183	4	47	1/2	23/30						
4	LADYKO Viktor	1.93/6'4"	90/198	4	46	2/2	22/29						
5	KOZAKEVYCH Artem	1.80/5'11"	68/150	4	17	3/3	7/14						
6	RAKYTIN Volodymyr	1.95/6'5"	85/187	4									
7	DENYSOV Zakhar	1.87/6'2"	84/185	4	20	2/3	9/18	1					
9	MANKOVSKYY Yuriy	2.00/6'7"	80/176	4				1					
10	POLTORATSKYI Oleksandr	1.90/6'3"	82/181	4	55	5/6	25/38						
Headcoach: SYCH Oleg													

UKR played		
PR	QAT	1 - 2
PR	VEN	1 - 2
PR	CRO	2 - 1
S5	AUS	2 - 0

LEGEND							
1PT	One Point	2PT	Two Points	EX	Exclusion	MP	Matches Played
No	Shirt Number	PR	Preliminary Round	RC	Red Cards	RCS	2nd Suspension & Red Card
SUS	Suspension						





Match No.: 18 - Court 1

Match Report

Reporte del partido

Venezuela 1 vs 2 Ukraine

REFEREES:

dos Santos Sydney Antonio (BRA)
Oliveira Wanderson Robson (BRA)

1st Period: 21 - 20

2nd Period: 23 - 24

Shoot out: 8 - 9

VEN - Venezuela

Headcoach: SANCHEZ MORENO Octavio Jose

Team time outs: 1

No	Name	Total				Goals / Shots						Punishments			
		Points	Goals	Shots	%	Field	Trick Ind	Trick Team	Specialist	GK Points	P6m	SUS	RCS	RC	Exclusion
1	BARRANCO BERNAL Ali														
4	PALACIOS Jose		0	1	0		0 / 1								
5	ZAMBRANO INFANTE Kelwing	2	1	1	100				1 / 1						
8	MARTINEZ BARRETO Carlos	2	1	1	100					1 / 1					
9	TIMAURE DORANTE Rona	14	7	9	78		5 / 7	2 / 2				1			
13	PENALOZA MEDINA Jhonny	13	8	12	67	3 / 5	4 / 6	1 / 1							
15	LOPEZ-MACHADO Victor Alense														
16	BARRIOS BATISTA Jesus	11	6	10	60	1 / 1	3 / 4	2 / 5							
19	BRACHO CASTELLANO Wilmer	10	5	6	83		1 / 2		4 / 4						
Totals		52	28	40	70	4 / 6	13 / 20	5 / 8	5 / 5	1 / 1		1			

UKR - Ukraine

Headcoach: SYCH Oleg Suspension: 1

Team time outs: 2

No	Name	Total				Goals / Shots						Punishments			
		Points	Goals	Shots	%	Field	Trick Ind	Trick Team	Specialist	GK Points	P6m	SUS	RCS	RC	Exclusion
1	CHUPRYNA Igor		0	1	0					0 / 1					
2	SADOVYI Viacheslav											1	1		
3	GUNKO Dmytro	6	3	3	100		2 / 2	1 / 1				1			
4	LADYKO Viktor	11	6	10	60	1 / 1			5 / 9						
5	KOZAKEVYCH Artem	4	2	2	100		2 / 2								
6	RAKYTIN Volodymyr														
7	DENYSOV Zakhar	6	3	4	75		3 / 4								
9	MANKOVSKYY Yuriy	2	1	1	100		1 / 1								
10	POLTORATSKYI Oleksandr	24	12	16	75	0 / 1	10 / 11	1 / 2			1 / 2	1			
Totals		53	27	37	73	1 / 2	18 / 20	2 / 3	5 / 9	0 / 1	1 / 2	4	1		

Team Comparison

	1st Period				2nd Period			
	Venezuela		Ukraine		Venezuela		Ukraine	
	Goals/Shots	Eff %	Goals/Shots	Eff %	Goals/Shots	Eff %	Goals/Shots	Eff %
Trick Shots Team	3 / 4	75	1 / 1	100	2 / 4	50	1 / 2	50
Trick Shots Ind.	3 / 6	50	8 / 9	89	6 / 9	67	6 / 7	86
Specialist Shots	3 / 3	100	1 / 3	33	2 / 2	100	4 / 6	67
Field Shots	3 / 5	60			1 / 1	100	0 / 1	0
Goalkeeper Shots					1 / 1	100	0 / 1	0
Penalty Shots			0 / 1	0			1 / 1	100



Match No.: 18 - Court 1

Match Report
Reporte del partido

Venezuela 1 vs 2 Ukraine

REFEREES:

dos Santos Sydney Antonio (BRA)
Oliveira Wanderson Robson (BRA)

1st Period: 21 - 20

2nd Period: 23 - 24

Shoot out: 8 - 9

VEN - Venezuela

No	Name	Technical skills						
		Ass	Ass Spec	ST	BS	R6	P6	TF
1	BARRANCO BERNAL Ali			1				
4	PALACIOS Jose			1			1	1
5	ZAMBRANO INFANTE Kelwing		2					
8	MARTINEZ BARRETO Carlos							
9	TIMAURE DORANTE Rona	1		1			1	
13	PENALOZA MEDINA Jhonny	2						
15	LOPEZ MACHADO Victor Alense							
16	BARRIOS BATISTA Jesus							
19	BRACHO CASTELLANO Wilmer		4					1
Team								
Totals		3	6	3			2	2

UKR - Ukraine

No	Name	Technical skills						
		Ass	Ass Spec	ST	BS	R6	P6	TF
1	CHUPRYNA Igor	1						
2	SADOVYI Viacheslav							
3	GUNKO Dmytro	3						
4	LADYKO Viktor		4					1
5	KOZAKEVYCH Artem							1
6	RAKYTIN Volodymyr							
7	DENYSOV Zakhar	2				2		1
9	MANKOVSKYY Yuriy			3				1
10	POLTORATSKYI Oleksandr	3						
Team								
Totals		9	4	3		2		4

Running Score

VEN - UKR

1st Period	
0 : 2	POLTORATSKYI O.
2 : 2	TIMAURE DORANTE R.
4 : 2	TIMAURE DORANTE R.
5 : 2	PENALOZA MEDINA J.
5 : 4	POLTORATSKYI O.
7 : 4	BRACHO CASTELLANO W.
7 : 6	DENYSOV Z.
9 : 6	TIMAURE DORANTE R.
11 : 6	TIMAURE DORANTE R.
11 : 8	POLTORATSKYI O.
13 : 8	BRACHO CASTELLANO W.
15 : 8	BRACHO CASTELLANO W.
15 : 10	KOZAKEVYCH A.
17 : 10	BARRIOS BATISTA J.
17 : 12	POLTORATSKYI O.
19 : 12	PENALOZA MEDINA J.
19 : 14	LADYKO V.
19 : 16	POLTORATSKYI O.
19 : 18	MANKOVSKYY Y.
20 : 18	PENALOZA MEDINA J.
20 : 20	POLTORATSKYI O.
21 (GG) 20	BARRIOS BATISTA J.
2nd Period	
0 : 2	POLTORATSKYI O.
0 : 4	GUNKO D.
2 : 4	PENALOZA MEDINA J.
3 : 4	PENALOZA MEDINA J.
5 : 4	BARRIOS BATISTA J.
5 : 6	LADYKO V.
7 : 6	BRACHO CASTELLANO W.
7 : 8	DENYSOV Z.
9 : 8	PENALOZA MEDINA J.
9 : 10	LADYKO V.
9 : 12	GUNKO D.
11 : 12	PENALOZA MEDINA J.
11 : 14	LADYKO V.
13 : 14	MARTINEZ BARRETO C.
15 : 14	TIMAURE DORANTE R.
15 : 16	POLTORATSKYI O.
15 : 18	POLTORATSKYI O.
15 : 20	POLTORATSKYI O.
17 : 20	BARRIOS BATISTA J.
17 : 22	LADYKO V.
19 : 22	ZAMBRANO INFANTE K.
21 : 22	BARRIOS BATISTA J.
21 : 24	POLTORATSKYI O.
23 : 24	TIMAURE DORANTE R.
Shoot out	
2 : 0	BRACHO CASTELLANO W.
2 : 2	POLTORATSKYI O.
4 : 2	TIMAURE DORANTE R.
4 : 4	KOZAKEVYCH A.
6 : 4	PENALOZA MEDINA J.
6 : 6	GUNKO D.
8 : 6	BARRIOS BATISTA J.
8 : 8	DENYSOV Z.

Timing and Results provided by TISSOT



Cañaveralejo Bullfighting Ring
Plaza De Toros Cañaveralejo

The World Games
2013 CALI
Fair Play To The Planet

SUN 4 AUG 2013
11:40

Beach Handball

Balonmano de Playa

Men

Masculino

Placement Match 5/6

Posiciones 5/6



Match No.: 18 - Court 1

Match Report

Reporte del partido

8 : 9 LADYKO V.

LEGEND							
EX	Struck out Players did not play	%	Efficiency	Ass	Assists	BS	Blocked Shots
No	Exclusion	GG	Golden Goal	GK	Goal Keeper	Ind	Individual
RC	Shirt Number	P6	Penalty Fouls	P6m	6m Penalty Shoots	R6	Received 6m-Fouls
SUS	Red Cards	RCS	2nd Suspension & Red Card	Spec	Specialist	ST	Steals
	Suspension	TF	Technical Fouls	Trick	Trick Shots		

Timing and Results provided by TISSOT





Match No.: 19 - Court 1

Start List

Lista de Salida

Croatia

vs

Qatar

REFEREES:

Martinez Isola Pablo Gaston (URU)

Monico Ottado Luis Alberto (URU)

CRO - Croatia

No	Name	Height m/ft in	Weight kg/lbs	Competition Statistics								
				MP	Points	1PT	2PT	SUS	RCS	RC	EX	
1	HORVAT Hrvoje	1.91/6'3"	91/201	4	10		5/11					
3	SEMREN Matej	1.95/6'5"	90/198	4	10		5/12					
4	DUMENCIC Ivan	1.88/6'2"	92/203	4	24	0/1	12/19					
5	JURIC Ivan	1.93/6'4"	97/214	4	36	2/2	17/23	1				
6	DJIKIC Zvonimir	1.90/6'3"	90/198	4	36	2/3	17/23	1				
7	VOJNOVIC Drago	1.97/6'6"	109/240	4	18	2/2	8/17					
8	PARADZIK Mladen	1.85/6'1"	92/203	4	20	2/2	9/14	1				
9	VALENTAKOVIC Valentino	1.98/6'6"	86/190	4	10		5/8	2				
10	TOTIC Igor	2.04/6'8"	108/238	4							1	
Headcoach: OSTOIC Sinisa												

CRO played		
PR	VEN	2 - 0
PR	QAT	0 - 2
PR	UKR	1 - 2
SF	BRA	1 - 2

QAT - Qatar

No	Name	Height m/ft in	Weight kg/lbs	Competition Statistics								
				MP	Points	1PT	2PT	SUS	RCS	RC	EX	
4	MABROUQ Hassan	1.91/6'3"	86/190	4	3	1/1	1/1	2				
5	MURAD Abdulrazzaq	1.85/6'1"	77/170	4	29	1/2	14/22	2				
7	OSMAN Mahmoud	1.87/6'2"	85/187	4	54	2/2	26/33	1				
8	HASSAN Mohamed	1.83/6'0"	86/190	4	6	2/2	2/6	2				
10	MOHAMED Ali	2.01/6'7"	90/198	4	24	2/2	11/14					
12	YAFAI Mohsin	1.96/6'5"	115/254	4	4		2/5					
16	MAHFOUZ Mohab	9.1/3'0"	88/194	4								
20	HASSAB ALLA Mahmoud	1.82/6'0"	80/176	4	2	0/1	1/4	4	2			
27	TANABANE Hani	1.90/6'3"	85/187	4	46	4/4	21/31	1				
Headcoach: ABDI DAALAH Othman												

QAT played		
PR	UKR	2 - 1
PR	CRO	2 - 0
PR	VEN	2 - 0
SF	RUS	1 - 2

LEGEND							
1PT	One Point	2PT	Two Points	EX	Exclusion	MP	Matches Played
No	Shirt Number	PR	Preliminary Round	RC	Red Cards	RCS	2nd Suspension & Red Card
SF	SemiFinal	SUS	Suspension				





Match No.: 19 - Court 1

Match Report

Reporte del partido

Croatia 2 vs 1 Qatar

REFEREES:

Martinez Isola Pablo Gaston (URU)

Monico Ottado Luis Alberto (URU)

1st Period: 19 - 10

2nd Period: 8 - 14

Shoot out: 7 - 4

CRO - Croatia

Headcoach: ROKAVEC Davor

No	Name	Total				Goals / Shots						Punishments			
		Points	Goals	Shots	%	Field	Trick Ind	Trick Team	Specialist	GK Points	P6m	SUS	RCS	RC	Exclusion
1	HORVAT Hrvoje														
3	SEMREN Matej	8	4	4	100		4 / 4								
4	DUMENCIC Ivan	3	2	3	67	1 / 1			1 / 2						
5	JURIC Ivan	8	4	6	67		2 / 3				2 / 3	1	1		
6	DJKIC Zvonimir	8	4	8	50		4 / 6	0 / 1			0 / 1				
7	VOJNOVIC Drago	4	2	3	67		2 / 3								
8	PARADZIK Mladen	1	1	3	33	1 / 1	0 / 2					1			
9	VALENTAKOVIC Valentino	2	1	1	100		1 / 1								
10	TOTIC Igor														
Totals		34	18	28	64	2 / 2	13 / 19	0 / 1	1 / 2		2 / 4	2	1		

QAT - Qatar

Headcoach: ALY Khaled

Team time outs: 2

No	Name	Total				Goals / Shots						Punishments			
		Points	Goals	Shots	%	Field	Trick Ind	Trick Team	Specialist	GK Points	P6m	SUS	RCS	RC	Exclusion
4	MABROUQ Hassan	2	1	3	33				1 / 3						
5	MURAD Abdulrazzaq	5	3	8	38	1 / 1	2 / 6	0 / 1							
7	OSMAN Mahmoud	10	5	7	71		1 / 2		2 / 3	1 / 1	1 / 1				
8	HASSAN Mohamed														
10	MOHAMED Ali													1	
12	YAFAI Mohsin														
16	MAHFOUZ Mohab														
20	HASSAB ALLA Mahmoud	3	2	3	67	1 / 1	1 / 1		0 / 1						
27	TANABANE Hani	8	4	9	44	0 / 1	2 / 5	2 / 2			0 / 1	1			
Totals		28	15	30	50	2 / 3	6 / 14	2 / 3	3 / 7	1 / 1	1 / 2	1			1

Team Comparison

	1st Period				2nd Period			
	Croatia		Qatar		Croatia		Qatar	
	Goals/Shots	Eff %	Goals/Shots	Eff %	Goals/Shots	Eff %	Goals/Shots	Eff %
Trick Shots Team			1 / 1	100	0 / 1	0	1 / 2	50
Trick Shots Ind.	6 / 9	67	2 / 5	40	4 / 6	67	3 / 6	50
Specialist Shots	1 / 1	100	2 / 5	40	0 / 1	0	1 / 2	50
Field Shots	1 / 1	100					2 / 3	67
Goalkeeper Shots								
Penalty Shots	2 / 3	67	0 / 1	0	0 / 1	0	1 / 1	100



Match No.: 19 - Court 1

Match Report

Reporte del partido

Croatia 2 vs 1 Qatar

REFEREES:

Martinez Isola Pablo Gaston (URU)
Monico Ottado Luis Alberto (URU)

1st Period: 19 - 10

2nd Period: 8 - 14

Shoot out: 7 - 4

CRO - Croatia

No	Name	Technical skills						
		Ass	Ass Spec	ST	BS	R6	P6	TF
1	HORVAT Hrvoje							
3	SEMREN Matej	1				1		1
4	DUMENCIC Ivan	1	10					2
5	JURIC Ivan			1	4	1		2
6	DJIKIC Zvonimir							3
7	VOJNOVIC Drago					1		
8	PARADZIK Mladen					1	2	1
9	VALENTAKOVIC Valentino							
10	TOTIC Igor							
Team								
Totals		2	10	1	4	4	2	9

Running Score

CRO - QAT

1st Period

0 : 2	TANABANE H.
JURIC I. 2 : 2	
2 : 4	MABROUQ H.
SEMREN M. 4 : 4	
JURIC I. 6 : 4	
SEMREN M. 8 : 4	
8 : 6	TANABANE H.
VOJNOVIC D. 10 : 6	
10 : 8	OSMAN M.
DUMENCIC I. 12 : 8	
SEMREN M. 14 : 8	
PARADZIK M. 15 : 8	
DJIKIC Z. 17 : 8	
DJIKIC Z. 19 : 8	
19 : 10	TANABANE H.

QAT - Qatar

No	Name	Technical skills						
		Ass	Ass Spec	ST	BS	R6	P6	TF
4	MABROUQ Hassan		1	1				1
5	MURAD Abdulrazzaq			1	1			
7	OSMAN Mahmoud	1	2			1		1
8	HASSAN Mohamed		1				1	1
10	MOHAMED Ali	1				1	1	
12	YAFAI Mohsin							
16	MAHFOUZ Mohab							
20	HASSAB ALLA Mahmoud		3		1			3
27	TANABANE Hani	1					2	
Team								
Totals		3	7	2	2	2	4	6

2nd Period

0 : 2	MURAD A.
0 : 4	OSMAN M.
JURIC I. 2 : 4	
2 : 6	MURAD A.
JURIC I. 4 : 6	
DJIKIC Z. 6 : 6	
6 : 8	TANABANE H.
6 : 10	OSMAN M.
SEMREN M. 8 : 10	
8 : 12	OSMAN M.
8 : 13	MURAD A.
8 : 14	HASSAB ALLA M.

Shoot out

VALENTAKOVIC V. 2 : 0	
2 : 2	HASSAB ALLA M.
VOJNOVIC D. 4 : 2	
DJIKIC Z. 6 : 2	
6 : 4	OSMAN M.
DUMENCIC I. 7 : 4	

LEGEND

EX	Struck out Players did not play	%	Efficiency	Ass	Assists	BS	Blocked Shots
No	Exclusion	GG	Golden Goal	GK	Goal Keeper	Ind	Individual
RC	Shirt Number	P6	Penalty Fouls	P6m	6m Penalty Shoots	R6	Received 6m-Fouls
SUS	Red Cards	RCS	2nd Suspension & Red Card	Spec	Specialist	ST	Steals
	Suspension	TF	Technical Fouls	Trick	Trick Shots		





Cañaveralejo Bullfighting Ring
Plaza De Toros Cañaveralejo

The World Games
2013 CALI
Fair Play To The Planet

SUN 4 AUG 2013
15:50

Beach Handball

Balonmano de Playa

Men

Masculino

Gold Medal Match

Partido por Medalla de Oro



Match No.: 20 - Court 1

Start List

Lista de Salida

Brazil vs Russia

REFEREES:

Bonifert Ferenc (HUN)

Olah Viktor (HUN)

BRA - Brazil

No	Name	Height m/ft in	Weight kg/lbs	Competition Statistics								
				MP	Points	1PT	2PT	SUS	RCS	RC	EX	
1	TORRES Jaime			4								
2	BARCELLOS Thiago			4				1				
3	NOVAIS ALVES Wellington			4	15	1/1	7/9					
5	AMARAL Nailson			4	55	3/3	26/37					
6	CARLOS DE OLIVEIRA Bruno			4	30		15/22					
7	GUSMAO Thiago			4	30	2/2	14/21	1				
8	PEREIRA Jarison			4	8		4/4	1				
9	EUGENIO Danilo			4								
10	DE PAES PIRES Gil Vicente			4	48		24/33					
Headcoach: GUERRA PEIXE Antonio												

BRA played		
PR	RUS	2 - 0
PR	AUS	2 - 0
PR	COL	2 - 0
SF	CRO	2 - 1

RUS - Russia

No	Name	Height m/ft in	Weight kg/lbs	Competition Statistics								
				MP	Points	1PT	2PT	SUS	RCS	RC	EX	
1	ZABOLOTSKIY Anton	1.90/6'3"	83/183	4	2		1/1	1				
2	PSHENICHNIY Aleksey	2.00/6'7"	88/194	4				4				
3	SVESTULA Evgeny	1.96/6'5"	82/181	4	34		17/24	1				
4	PROKHOROV Nikolay	1.98/6'6"	86/190	4	34		17/27					
7	KHMELKOV Vladimir	1.96/6'5"	81/179	4				1				
10	POLETAEV Vladimir	1.80/5'11"	76/168	4	8	0/1	4/5					
11	KALASHNIKOV Roman	1.80/5'11"	80/176	4	51	3/3	24/34					
13	DACHE Anton	1.78/5'10"	74/163	4	19	1/2	9/16					
30	MAKSUTOV Eduard	1.93/6'4"	78/172	4	2		1/1					
Headcoach: MILIDI Leonid												

RUS played		
PR	BRA	0 - 2
PR	COL	2 - 0
PR	AUS	2 - 0
SF	QAT	2 - 1

LEGEND

1PT	One Point	2PT	Two Points	EX	Exclusion	MP	Matches Played
No	Shirt Number	PR	Preliminary Round	RC	Red Cards	RCS	2nd Suspension & Red Card
SF	SemiFinal	SUS	Suspension				

Timing and Results provided by TISSOT





Match No.: 20 - Court 1

Match Report

Reporte del partido

Brazil 2 vs 0 Russia

REFEREES:

Bonifert Ferenc (HUN)

Olah Viktor (HUN)

1st Period: 26 - 16

2nd Period: 27 - 26

BRA - Brazil

Headcoach: GUERRA PEIXE Antonio

Team time outs: 1

No	Name	Total				Goals / Shots						Punishments			
		Points	Goals	Shots	%	Field	Trick Ind	Trick Team	Specialist	GK Points	P6m	SUS	RCS	RC	Exclusion
1	TORRES Jaime		0	1	0					0 / 1					
2	BARCELLOS Thiago														
3	NOVAIS ALVES Wellington														
5	AMARAL Nailson	18	9	10	90		5 / 5	1 / 2			3 / 3				
6	CARLOS DE OLIVEIRA Bruno	4	2	2	100				2 / 2						
7	GUSMAO Thiago	19	10	11	91	1 / 1	3 / 3	6 / 7							
8	PEREIRA Jarison		0	1	0		0 / 1								
9	EUGENIO Danilo														
10	DE PAES PIRES Gil Vicente	12	6	7	86	0 / 1	3 / 3	3 / 3							
Totals		53	27	32	84	1 / 2	11 / 12	10 / 12	2 / 2	0 / 1	3 / 3				

RUS - Russia

Headcoach: MILIDI Leonid

Team time outs: 1

No	Name	Total				Goals / Shots						Punishments			
		Points	Goals	Shots	%	Field	Trick Ind	Trick Team	Specialist	GK Points	P6m	SUS	RCS	RC	Exclusion
1	ZABOLOTSKIY Anton														
2	PSHENICHNIY Aleksey														
3	SVESTULA Evgeny	8	4	6	67		4 / 6								
4	PROKHOROV Nikolay	6	3	4	75		1 / 1	2 / 3							
7	KHMELKOV Vladimir											1			
10	POLETAEV Vladimir	8	4	5	80				4 / 5						
11	KALASHNIKOV Roman	12	6	9	67		6 / 8				0 / 1				
13	DACHE Anton	8	4	5	80				4 / 5						
30	MAKSUTOV Eduard														
Totals		42	21	29	72		11 / 15	2 / 3	8 / 10		0 / 1	1			

Team Comparison

	1st Period				2nd Period			
	Brazil		Russia		Brazil		Russia	
	Goals/Shots	Eff %	Goals/Shots	Eff %	Goals/Shots	Eff %	Goals/Shots	Eff %
Trick Shots Team	5 / 5	100	1 / 2	50	5 / 7	71	1 / 1	100
Trick Shots Ind.	4 / 4	100	2 / 6	33	7 / 8	88	9 / 9	100
Specialist Shots	1 / 1	100	5 / 6	83	1 / 1	100	3 / 4	75
Field Shots	0 / 1	0			1 / 1	100		
Goalkeeper Shots					0 / 1	0		
Penalty Shots	3 / 3	100	0 / 1	0				



Match No.: 20 - Court 1

Match Report

Reporte del partido

Brazil 2 vs 0 Russia

REFEREES:

Bonifert Ferenc (HUN)
Olah Viktor (HUN)

1st Period: 26 - 16
2nd Period: 27 - 26

BRA - Brazil

No	Name	Technical skills						
		Ass	Ass Spec	ST	BS	R6	P6	TF
1	TORRES Jaime							
2	BARCELLOS Thiago				2			
3	NOVAIS ALVES Wellington	1		1				
5	AMARAL Nailson	3			1	2		1
6	CARLOS DE OLIVEIRA Bruno		13					2
7	GUSMAO Thiago			1			1	1
8	PEREIRA Jarison							
9	EUGENIO Danilo							
10	DE PAES PIRES Gil Vicente	2				1		
Team								
Totals		6	13	2	3	3	1	4

RUS - Russia

No	Name	Technical skills						
		Ass	Ass Spec	ST	BS	R6	P6	TF
1	ZABOLOTSKIY Anton							
2	PSHENICHNIY Aleksey				1		1	
3	SVESTULA Evgeny	4					1	1
4	PROKHOROV Nikolay	1						
7	KHMELKOV Vladimir			1			1	
10	POLETAEV Vladimir		7					2
11	KALASHNIKOV Roman	2						1
13	DACHE Anton		2			1		3
30	MAKSUTOV Eduard							
Team								
Totals		7	9	1	1	1	3	7

Running Score

BRA - RUS

1st Period	
0 : 2	PROKHOROV N.
AMARAL N. 2 : 2	
GUSMAO T. 4 : 2	
GUSMAO T. 6 : 2	
6 : 4	POLETAEV V.
DE PAES PIRES G. 8 : 4	
AMARAL N. 10 : 4	
10 : 6	POLETAEV V.
GUSMAO T. 12 : 6	
12 : 8	POLETAEV V.
AMARAL N. 14 : 8	
14 : 10	PROKHOROV N.
AMARAL N. 16 : 10	
16 : 12	KALASHNIKOV R.
CARLOS DE OLIVEIRA B. 18 : 12	
DE PAES PIRES G. 20 : 12	
DE PAES PIRES G. 22 : 12	
22 : 14	DACHE A.
DE PAES PIRES G. 24 : 14	
24 : 16	DACHE A.
DE PAES PIRES G. 26 : 16	
2nd Period	
AMARAL N. 2 : 0	
2 : 2	DACHE A.
GUSMAO T. 4 : 2	
4 : 4	PROKHOROV N.
DE PAES PIRES G. 6 : 4	
6 : 6	KALASHNIKOV R.
GUSMAO T. 8 : 6	
8 : 8	DACHE A.
GUSMAO T. 10 : 8	
AMARAL N. 12 : 8	
AMARAL N. 14 : 8	
14 : 10	KALASHNIKOV R.
AMARAL N. 16 : 10	
16 : 12	KALASHNIKOV R.
GUSMAO T. 18 : 12	
18 : 14	SVESTULA E.
18 : 16	KALASHNIKOV R.
AMARAL N. 20 : 16	
20 : 18	SVESTULA E.
GUSMAO T. 22 : 18	
22 : 20	SVESTULA E.
GUSMAO T. 24 : 20	
24 : 22	KALASHNIKOV R.
CARLOS DE OLIVEIRA B. 26 : 22	
26 : 24	SVESTULA E.
26 : 26	POLETAEV V.
GUSMAO T. 27 (GG) 26	

LEGEND

EX	Struck out Players did not play	%	Efficiency	Ass	Assists	BS	Blocked Shots
No	Exclusion	GG	Golden Goal	GK	Goal Keeper	Ind	Individual
RC	Shirt Number	P6	Penalty Fouls	P6m	6m Penalty Shoots	R6	Received 6m-Fouls
SUS	Red Cards	RCS	2nd Suspension & Red Card	Spec	Specialist	ST	Steals
	Suspension	TF	Technical Fouls	Trick	Trick Shots		

Timing and Results provided by TISSOT



RESULTBOOK

BEACH HANDBALL

Women's



The World Games
2013 CALI
Fair Play To The Planet



A STAR ALLIANCE MEMBER



ti mano amiga





Team Roster

Listado del Equipo

As of SAT 3 AUG 2013

AUS - Australia

No.	Name	Height m / ft in	Weight kg / lbs	Date of Birth	Age	Club
2	KEIGHLEY Alice Marea	1.71 / 5'7"	65 / 143	2 JUN 1993	20	Sydney University
4	CECE Leah Erin	1.72 / 5'8"	62 / 137	20 NOV 1989	23	Southern HC
5	SMITH Bronwyn	1.68 / 5'6"	63 / 139	24 FEB 1990	23	University of WA
6	COOK Daniela Borelli	1.76 / 5'9"	68 / 150	16 MAR 1978	35	Sydney University
7	NAPIER Katherine Prudence	1.72 / 5'8"	72 / 159	6 AUG 1984	28	Melbourne
11	SUGGATE Christie Audrey	1.76 / 5'9"	66 / 146	2 DEC 1989	23	Chinese Tapei
15	SMILJANIC Vanja	1.70 / 5'7"	64 / 141	27 JAN 1990	23	Melbourne
16	BOYD Rosalie Maree	1.78 / 5'10"	65 / 143	21 OCT 1987	25	UQ HC
17	BRUNSBURG Victoria Ronae	1.72 / 5'8"	68 / 150	2 APR 1991	22	Enköpings HF
Team average		1.73/5'8"	66 / 145		24.7	

Uniform Colours

Team 1st

Shirt

yellow

Shorts

gree

Team 2nd

green

navy blue

Officials:

HEDBERG Nanna

(Coach)

PETERSEN Rikke

(Team Official)

MENSING Boris

(Assistant Coach)

WEISS Patrik

(Physiotherapist)

WESTHAUSLER Denise

(Team Official)



Team Roster

Listado del Equipo

As of SAT 3 AUG 2013

BRA - Brazil

No.	Name	Height m / ft in	Weight kg / lbs	Date of Birth	Age	Club
1	FERREIRA DIAS Jerusa			17 FEB 1980	33	
2	SOUZA GUEDES Nathalie			13 AUG 1984	28	
3	RAMOS DE SOUZA Camila			13 SEP 1988	24	
4	DOS ANJOS ALENCAR Millena			10 JUN 1989	24	
5	SCHEPPA Patricia			27 FEB 1988	25	
6	SANTIAGO Renata			3 NOV 1985	27	
8	SILVA SOARES Darlene			11 OCT 1981	31	
9	PIQUET Cinthya			25 JUN 1985	28	
10	ROBERTA ANNES Priscilla			29 MAY 1982	31	
Team average		/	/		27.9	

Uniform Colours

Team 1st

Team 2nd

Shirt

yellow

green

Shorts

green

green

Officials:

MARQUES Rossana

DJANDRO Antonio

RAPELLO Fabricio

MACKENZIE Stanley

(Coach)

(Assistant Coach)

(Physiotherapist)

(Team Official)



Team Roster

Listado del Equipo

As of SAT 3 AUG 2013

COL - Colombia

No.	Name	Height m / ft in	Weight kg / lbs	Date of Birth	Age	Club
1	PINEDA CARDENAS Luisa	1.68 / 5'6"	65 / 143	19 DEC 1992	20	Antioquia
2	RODRIGUEZ Sandra	1.60 / 5'3"	50 / 110	1 MAY 1988	25	Bogota
3	PEREZ MONTES Maria Isabel	1.70 / 5'7"	65 / 143	15 JAN 1987	26	Antioquia
5	RAMIREZ PORTILLO Dora	1.61 / 5'3"	50 / 110	13 JUL 1986	27	Valle
6	RODRIGUEZ ARAGON Carmen	1.70 / 5'7"	65 / 143	4 MAR 1989	24	Valle
7	RODRIGUEZ BUCHELI Maria	1.68 / 5'6"	58 / 128	13 NOV 1995	17	Antioquia
8	ESTRADA CATANO Susana	1.68 / 5'6"	60 / 132	20 AUG 1989	23	Antioquia
10	MAZO GARCES Deisy Veronica	1.70 / 5'7"	60 / 132	8 NOV 1994	18	Antioquia
12	SIN GUTIERREZ Laura Andrea	1.66 / 5'5"	55 / 121	10 SEP 1988	24	Bogota
Team average		1.67/5'6"	59 / 129		22.7	

Uniform Colours

Team 1st

Team 2nd

Shirt

red

yellow

Shorts

red

yellow

Officials:

REBOLLEDO Edwin	(Assistant Coach)
LEON RODRIGUEZ Humberto	(Coach)
FERNANDEZ Christian	(Team Official)
HOWARD Cayan	(Team Official)



Team Roster

Listado del Equipo

As of SAT 3 AUG 2013

HUN - Hungary

No.	Name	Height m / ft in	Weight kg / lbs	Date of Birth	Age	Club
4	ZSIGMOND Adrienn	1.71 / 5'7"	67 / 148	21 JUL 1994	19	FKC
7	KORÓSNÉ SIDÓ Krisztina	1.68 / 5'6"	60 / 132	5 AUG 1976	36	Szentendrei N.K.E.
8	TÓTH Emese Szilvia	1.80 / 5'11"	68 / 150	3 OCT 1994	18	Szentendrei N.K.E.
9	GYORI Ágnes	1.73 / 5'8"	63 / 139	6 JAN 1983	30	Kispest KC
10	GRÓZ Kitti Elizabet	1.73 / 5'8"	62 / 137	5 APR 1994	19	Szentendre N.K.E.
11	HAJDU Ágnes	1.73 / 5'8"	62 / 137	6 MAY 1990	23	Rinyamenti KC
14	FEKETE Bozsana	1.68 / 5'6"	65 / 143	12 JUN 1993	20	BSE
21	KRETZ Fruzsina	1.73 / 5'8"	63 / 139	15 SEP 1994	18	Szentendrei N.K.E.
92	KÓKAI Ágnes	1.72 / 5'8"	70 / 154	8 JAN 1992	21	BSE
Team average		1.72/5'8"	64 / 142		22.7	

Uniform Colours

Team 1st

Team 2nd

Shirt

red

white

Shorts

black

black

Officials:

GROZ Janos

GROZ-ROVNYAI Mariann

LANGAUF Istvan

(Coach)

(Assistant Coach)

(Team Official)



Team Roster

Listado del Equipo

As of SAT 3 AUG 2013

NOR - Norway

No.	Name	Height m / ft in	Weight kg / lbs	Date of Birth	Age	Club
1	BECK Kjersti			5 SEP 1979	33	Gjoevik HK
3	HAUGEN Rannveig			23 DEC 1983	29	Oppsal IF
4	ERSEK Kamilla			23 MAR 1984	29	Oppsal IF
5	KORVALD Cathrine			29 SEP 1991	21	Skrim IL
7	WELFLER Martine			27 OCT 1991	21	Baekkelaget SK
8	HAMMERSTAD Elisabeth			27 JUN 1993	20	Hoenefoss SPKL
9	BOLSTAD Hege			31 JAN 1981	32	Esportiu Castelldefels
10	KLEV Iselin Ryvoll			15 AUG 1984	28	Glassverket IF
13	KLEVSTAD Tonje			15 AUG 1991	21	Skrim IL
Team average		/	/		26.0	

Uniform Colours

Team 1st

Team 2nd

Shirt

red

blue

Shorts

red

blue

Officials:

ANDEASSEN Eskil Berg

FAGERHEIM Marte

HUSEBOE Nina Brit

(Coach)

(Physiotherapist)

(Team Official)



Team Roster

Listado del Equipo

As of SAT 3 AUG 2013

TPE - Chinese Taipei

No.	Name	Height m / ft in	Weight kg / lbs	Date of Birth	Age	Club
2	CHIU Yu-Ting	1.70 / 5'7"	63 / 139	23 AUG 1987	25	
4	TSAI Tzu-Hsuan	1.64 / 5'5"	59 / 130	4 OCT 1990	22	
5	HSU Li-Ping	1.68 / 5'6"	60 / 132	6 DEC 1991	21	
6	CHEN Ying-Ju	1.66 / 5'5"	56 / 123	21 DEC 1985	27	
7	DAI Shu-Hua	1.59 / 5'3"	48 / 106	17 JUL 1972	41	
9	YANG Ya-Ting	1.61 / 5'3"	59 / 130	28 AUG 1987	25	
11	CHIA Ling-Hui	1.66 / 5'5"	53 / 117	17 FEB 1982	31	
12	CHANG Ya-Wei	1.79 / 5'10"	75 / 165	14 JAN 1987	26	
15	CHU Chiu-En	1.71 / 5'7"	62 / 137	25 APR 1984	29	
Team average		1.67/5'6"	59 / 131		27.4	

Uniform Colours

Team 1st

Team 2nd

Shirt

blue

green

Shorts

blue

green

Officials:

CHANG Jung-Hsien

(Coach)



Team Roster

Listado del Equipo

As of SAT 3 AUG 2013

TUN - Tunisia

No.	Name	Height m / ft in	Weight kg / lbs	Date of Birth	Age	Club
3	JLEZI Mouna			22 JUN 1991	22	
5	JEEMMALI Ameni			19 AUG 1989	23	
6	CHOUCHAINE Awatef			29 JUN 1984	29	
7	MOSBANI Amira			17 APR 1990	23	
8	AMERI Safa			11 SEP 1988	24	
9	FADLOUN Sinda			20 AUG 1988	24	
10	AJROUD Ines			8 AUG 1989	23	
Team average		/	/		24.0	

Uniform Colours

Team 1st

Team 2nd

Shirt

Shorts

Officials:

MNASSAR Mohamed Habib

(Coach)



Team Roster

Listado del Equipo

As of SAT 3 AUG 2013

URU - Uruguay

No.	Name	Height m / ft in	Weight kg / lbs	Date of Birth	Age	Club
1	ALCAIDE RAMOS Maira	1.70 / 5'7"	72 / 159	16 JUN 1992	21	FED. BANCARIA
5	LACHAISE ATTO Natasha	1.68 / 5'6"	69 / 152	9 MAY 1988	25	CLUB LAYVA
7	MOREIRA ORRICO Maria	1.64 / 5'5"	57 / 126	4 JAN 1985	28	FED. BANCARIA
8	SCHINCA GRANERO Leticia	1.68 / 5'6"	71 / 157	4 DEC 1990	22	FED. BANCARIA
9	RAMOS DE LEON Maria Victoria	1.83 / 6'0"	63 / 139	22 FEB 1988	25	CLUB MALVIN
10	MARROCHI ONGAY Fernanda	1.70 / 5'7"	74 / 163	7 FEB 1988	25	SCUOLA ITALI
11	SUAREZ APARICION Florencia	1.75 / 5'9"	70 / 154	2 OCT 1995	17	CLUB NAUTICO
17	ABENTE Josefina	1.65 / 5'5"	54 / 119	20 MAY 1995	18	
19	CHERONE MAREGA Sofia	1.63 / 5'4"	62 / 137	21 MAY 1988	25	SCUOLA ITALIA
Team average		1.70/5'7"	66 / 145		22.9	

Uniform Colours

Team 1st

Team 2nd

Shirt

Shorts

Officials:

PELUFFO CESTAU Gonzalo

(Coach)



Tournament Summary

Resumen del Torneo

As of SUN 4 AUG 2013

Group A

Rank	Teams	Matches			Periods			Goal Points			Points
		MP	Won	Lost	For	Against	Diff.	For	Against	Diff.	
1	Norway	3	3	0	6	1	5	116	78	38	6
2	Chinese Taipei	3	1	2	4	4	0	116	122	-6	2
3	Uruguay	3	1	2	2	4	-2	75	70	5	2
4	Australia	3	1	2	2	5	-3	60	97	-37	2

No.	Group	Date	Time	Site	Teams	Score
W02	A	FRI 2 AUG	9:30	Cañaveralejo Bullfighting Ring	Uruguay - Chinese Taipei	0 - 2 (13:16, 17:18)
W01	A	FRI 2 AUG	10:25	Cañaveralejo Bullfighting Ring	Norway - Australia	2 - 0 (20:8, 15:5)
W04	A	FRI 2 AUG	16:00	Cañaveralejo Bullfighting Ring	Australia - Uruguay	0 - 2 (4:14, 3:12)
W03	A	FRI 2 AUG	16:55	Cañaveralejo Bullfighting Ring	Chinese Taipei - Norway	1 - 2 (18:24, 21:20, 7:8)
W05	A	SAT 3 AUG	9:30	Cañaveralejo Bullfighting Ring	Norway - Uruguay	2 - 0 (10:9, 19:10)
W06	A	SAT 3 AUG	9:30	Cañaveralejo Bullfighting Ring	Australia - Chinese Taipei	2 - 1 (12:10, 20:21, 8:5)

Group B

Rank	Teams	Matches			Periods			Goal Points			Points
		MP	Won	Lost	For	Against	Diff.	For	Against	Diff.	
1	Brazil	3	3	0	6	1	5	112	50	62	6
2	Hungary	3	2	1	5	2	3	88	68	20	4
3	Colombia	3	1	2	2	4	-2	63	80	-17	2
4	Tunisia	3	0	3	0	6	-6	40	105	-65	0

No.	Group	Date	Time	Site	Teams	Score
W11	B	FRI 2 AUG	11:20	Cañaveralejo Bullfighting Ring	Brazil - Hungary	2 - 1 (20:6, 8:11, 8:5)
W12	B	FRI 2 AUG	12:15	Cañaveralejo Bullfighting Ring	Colombia - Tunisia	2 - 0 (11:7, 14:11)
W09	B	FRI 2 AUG	17:50	Cañaveralejo Bullfighting Ring	Tunisia - Brazil	0 - 2 (6:21, 3:19)
W10	B	FRI 2 AUG	20:00	Cañaveralejo Bullfighting Ring	Colombia - Hungary	0 - 2 (9:13, 10:13)
W07	B	SAT 3 AUG	10:25	Cañaveralejo Bullfighting Ring	Brazil - Colombia	2 - 0 (16:8, 20:11)
W08	B	SAT 3 AUG	10:25	Cañaveralejo Bullfighting Ring	Hungary - Tunisia	2 - 0 (24:9, 16:4)

Final Round

No.	Round	Date	Time	Site	Teams	Score
W13	Classification (5-8)	SAT 3 AUG	17:25	Cañaveralejo Bullfighting Ring	Uruguay - Tunisia	2 - 0 (15:8, 18:6)
W15	Semifinal	SAT 3 AUG	18:20	Cañaveralejo Bullfighting Ring	Norway - Hungary	0 - 2 (10:16, 10:13)
W16	Semifinal	SAT 3 AUG	20:10	Cañaveralejo Bullfighting Ring	Brazil - Chinese Taipei	2 - 0 (20:13, 20:13)
W14	Classification (5-8)	SAT 3 AUG	22:00	Cañaveralejo Bullfighting Ring	Colombia - Australia	2 - 0 (12:11, 16:10)
W17	Placement Match 7/8	SUN 4 AUG	10:00	Cañaveralejo Bullfighting Ring	Tunisia - Australia	0 - 2 (9:10, 8:12)
W18	Placement Match 5/6	SUN 4 AUG	12:30	Cañaveralejo Bullfighting Ring	Uruguay - Colombia	2 - 0 (22:13, 20:16)
W19	Placement Match 3/4	SUN 4 AUG	13:20	Cañaveralejo Bullfighting Ring	Norway - Chinese Taipei	2 - 0 (28:11, 19:17)
W20	Gold Medal Match	SUN 4 AUG	15:00	Cañaveralejo Bullfighting Ring	Hungary - Brazil	1 - 2 (8:14, 11:10, 3:6)



Tournament Summary

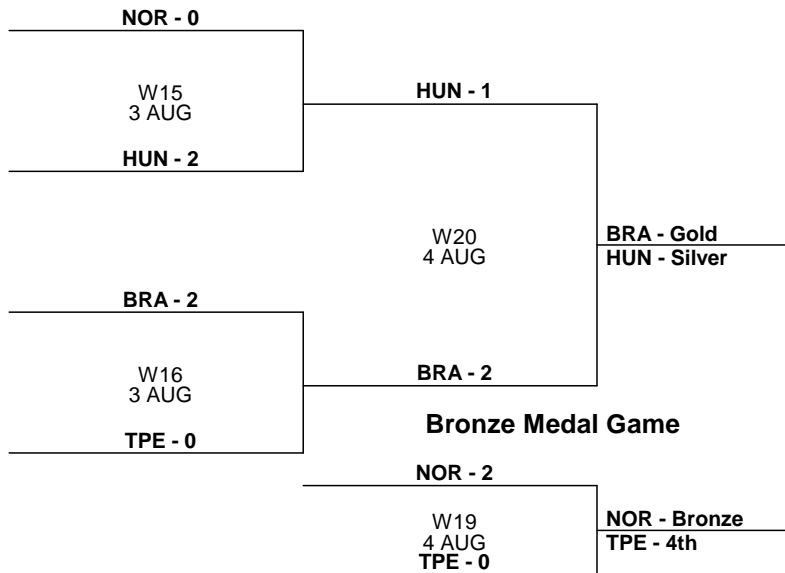
Resumen del Torneo

As of SUN 4 AUG 2013

Semifinals

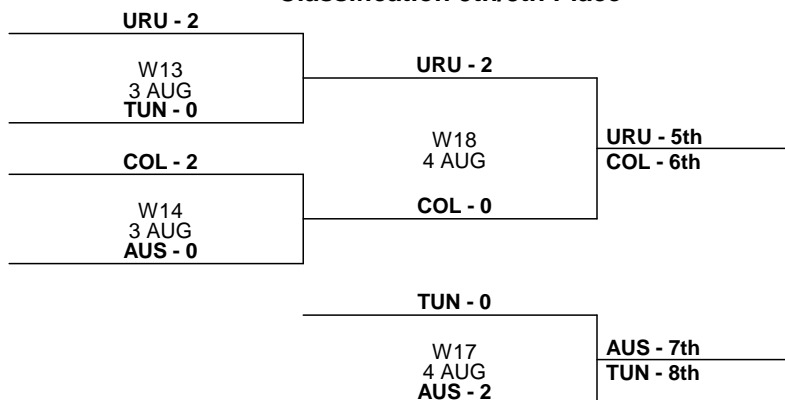
Gold Medal Game

Final Standings



Medal	Rank	Team
Gold	1	BRA - Brazil
Silver	2	HUN - Hungary
Bronze	3	NOR - Norway
	4	TPE - Chinese Taipei
	5	URU - Uruguay
	6	COL - Colombia
	7	AUS - Australia
	8	TUN - Tunisia

Classification 5th/8th Place





Cumulative Statistics

Estadísticas acumulativas

AUS - Australia

After 5 Matches

Headcoach: HEDBERG Nanna

No	Name	Total				Goals / Shots						Punishments			
		Points	Goals	Shots	%	Field	Trick Ind	Trick Team	Specialist	GK Points	P6m	SUS	RCS	RC	Exclusion
2	KEIGHLEY Alice Marea	6	3	14	21		2 / 12	1 / 2				1			
4	CECE Leah Erin	11	6	11	55	1 / 1	3 / 8	2 / 2				1			
5	SMITH Bronwyn											1			
6	COOK Daniela Borelli	42	23	39	59	4 / 5	9 / 18	2 / 4	6 / 9		2 / 3				
7	NAPIER Katherine Prudence														
11	SUGGATE Christie Audrey														
15	SMILJANIC Vanja	23	12	28	43	1 / 3	9 / 19	2 / 5	0 / 1			1			
16	BOYD Rosalie Maree	10	5	13	38		1 / 1		1 / 7	3 / 5		1			
17	BRUNSBURG Victoria Ronae	11	6	21	29	1 / 2	0 / 1	1 / 1	4 / 17						
Totals		103	55	126	44	7 / 11	24 / 59	8 / 14	11 / 34	3 / 5	2 / 3	5			
Opponent		142	85	140	61	28 / 36	35 / 57	5 / 13	11 / 21	3 / 6	3 / 7	7	1		

No	Name	Technical skills						
		Ass	Ass Spec	ST	BS	R6	P6	TF
2	KEIGHLEY Alice Marea	5				1	1	8
4	CECE Leah Erin	1				1	1	2
5	SMITH Bronwyn	1					2	4
6	COOK Daniela Borelli	1			1	1	1	9
7	NAPIER Katherine Prudence			1			2	
11	SUGGATE Christie Audrey			1				
15	SMILJANIC Vanja	9	1					14
16	BOYD Rosalie Maree	5	2		1		1	3
17	BRUNSBURG Victoria Ronae	4	2					8
Team								
Totals		26	5	2	2	3	8	48

AUS played		
PR	NOR	0 - 2
PR	URU	0 - 2
PR	TPE	2 - 1
S5	COL	0 - 2
PL	TUN	2 - 0

LEGEND		
%	Efficiency	Ass Spec
GK Points	Direct Goal (from Goal Area)	Assists
P6m	6m Penalty Shoots	Ind
ST	Steals	Individual
		R6
		Received 6m-Fouls
		SUS
		Suspension
		BS
		Blocked Shots
		No
		Shirt Number
		RC
		Red Cards
		TF
		Technical Fouls
		EX
		Exclusion
		P6
		Penalty Fouls
		RCS
		2nd Suspension & Red Card
		Trick
		Trick Shots



Cumulative Statistics

Estadísticas acumulativas

BRA - Brazil

After 5 Matches

Headcoach: MARQUES Rossana

No	Name	Total				Goals / Shots						Punishments			
		Points	Goals	Shots	%	Field	Trick Ind	Trick Team	Specialist	GK Points	P6m	SUS	RCS	RC	Exclusion
1	FERREIRA DIAS Jerusa	18	9	12	75				1 / 1	8 / 11					
2	SOUZA GUEDES Nathalie	36	19	26	73	2 / 2	2 / 3	15 / 21							
3	RAMOS DE SOUZA Camila	40	21	25	84	2 / 2	4 / 4	0 / 1	15 / 18						
4	DOS ANJOS ALENCAR Millena	31	16	21	76	1 / 1	4 / 5	11 / 15				1			
5	SCHEPPA Patricia	23	12	23	52	1 / 2	3 / 4	6 / 14	2 / 3						
6	SANTIAGO Renata	4	2	5	40		1 / 3	1 / 2				1			
8	SILVA SOARES Darlene		0	1	0			0 / 1				2			
9	PIQUET Cinthya	30	15	21	71		3 / 3	8 / 14			4 / 4	1			
10	ROBERTA ANNES Priscilla		0	1	0		0 / 1					1			
Totals		182	94	135	70	6 / 7	17 / 23	41 / 68	18 / 22	8 / 11	4 / 4	6			
Opponent		98	62	134	46	26 / 42	18 / 51	1 / 4	12 / 29	0 / 1	5 / 7	7	1		

No	Name	Technical skills						
		Ass	Ass Spec	ST	BS	R6	P6	TF
1	FERREIRA DIAS Jerusa							
2	SOUZA GUEDES Nathalie	6		1	1			4
3	RAMOS DE SOUZA Camila	5	32			3		11
4	DOS ANJOS ALENCAR Millena		3					6
5	SCHEPPA Patricia	4		1	7	2	1	7
6	SANTIAGO Renata						1	
8	SILVA SOARES Darlene				4			
9	PIQUET Cinthya	2					1	2
10	ROBERTA ANNES Priscilla	1			2	1	1	1
Team								1
Totals		18	35	2	14	6	4	32

BRA played		
PR	HUN	2 - 1
PR	TUN	2 - 0
PR	COL	2 - 0
SF	TPE	2 - 0
F	HUN	2 - 1

LEGEND

%	Efficiency	Ass Spec	Assists	BS	Blocked Shots	EX	Exclusion
GK Points	Direct Goal (from Goal Area)	Ind	Individual	No	Shirt Number	P6	Penalty Fouls
P6m	6m Penalty Shoots	R6	Received 6m-Fouls	RC	Red Cards	RCS	2nd Suspension & Red Card
ST	Steals	SUS	Suspension	TF	Technical Fouls	Trick	Trick Shots

Timing and Results provided by  TISSOT



Cumulative Statistics

Estadísticas acumulativas

COL - Colombia

After 5 Matches

Headcoach: LEON RODRIGUEZ Humberto

No	Name	Total				Goals / Shots						Punishments			
		Points	Goals	Shots	%	Field	Trick Ind	Trick Team	Specialist	GK Points	P6m	SUS	RCS	RC	Exclusion
1	PINEDA CARDENAS Luisa	2	1	2	50					1 / 2					
2	RODRIGUEZ Sandra	1	1	4	25	1 / 1	0 / 2	0 / 1				4	1		
3	PEREZ MONTES Maria Isabel	51	27	42	64	3 / 4	20 / 29		1 / 3		3 / 6				
5	RAMIREZ PORTILLO Dora		0	1	0		0 / 1								
6	RODRIGUEZ ARAGON Carmen											2		1	
7	RODRIGUEZ BUCHELI Maria	16	11	26	42	6 / 13	5 / 13					1			
8	ESTRADA CATANO Susana	33	17	34	50	1 / 1	3 / 6		13 / 27						
10	MAZO GARCES Deisy Veronica	17	10	26	38	3 / 6	4 / 12		3 / 8			2			
12	SIN GUTIERREZ Laura Andrea														
Totals		120	67	135	50	14 / 25	32 / 63	0 / 1	17 / 38	1 / 2	3 / 6	9	1	1	
Opponent		143	82	134	61	21 / 29	30 / 54	12 / 18	10 / 21	1 / 4	8 / 8	8	1		

No	Name	Technical skills						
		Ass	Ass Spec	ST	BS	R6	P6	TF
1	PINEDA CARDENAS Luisa							
2	RODRIGUEZ Sandra	1		3	2		4	2
3	PEREZ MONTES Maria Isabel	9				3		15
5	RAMIREZ PORTILLO Dora	2						1
6	RODRIGUEZ ARAGON Carmen			2	2			
7	RODRIGUEZ BUCHELI Maria	8					2	8
8	ESTRADA CATANO Susana	6	9				1	6
10	MAZO GARCES Deisy Veronica	15	2		1	2	1	8
12	SIN GUTIERREZ Laura Andrea							
Team								
Totals		41	11	5	5	5	8	40

COL played		
PR	TUN	2 - 0
PR	HUN	0 - 2
PR	BRA	0 - 2
S5	AUS	2 - 0
PL	URU	0 - 2

LEGEND

%	Efficiency	Ass Spec	Assists	BS	Blocked Shots	EX	Exclusion
GK Points	Direct Goal (from Goal Area)	Ind	Individual	No	Shirt Number	P6	Penalty Fouls
P6m	6m Penalty Shoots	R6	Received 6m-Fouls	RC	Red Cards	RCS	2nd Suspension & Red Card
ST	Steals	SUS	Suspension	TF	Technical Fouls	Trick	Trick Shots

Timing and Results provided by  TISSOT



Cumulative Statistics

Estadísticas acumulativas

HUN - Hungary

After 5 Matches


Headcoach: GROZ Janos

No	Name	Total				Goals / Shots						Punishments			
		Points	Goals	Shots	%	Field	Trick Ind	Trick Team	Specialist	GK Points	P6m	SUS	RCS	RC	Exclusion
4	ZSIGMOND Adrienn											1			
7	KORÖSINÉ SIDÓ Krisztina	10	5	11	45	0 / 1			5 / 10						
8	TÓTH Emese Szilvia	7	4	6	67	1 / 1	1 / 1		2 / 4			1			
9	GYORI Ágnes	2	1	3	33					1 / 3					
10	GRÓZ Kitti Elizabet	46	29	45	64	12 / 14	8 / 16	1 / 2	4 / 8		4 / 5				
11	HAJDU Ágnes	17	10	19	53	3 / 4	4 / 10	3 / 5							
14	FEKETE Bozsana	41	24	38	63	7 / 10	14 / 25				3 / 3				
21	KRETZ Fruzsina	16	10	18	56	4 / 5	6 / 11	0 / 1			0 / 1				
92	KÓKAI Ágnes														
Totals		139	83	140	59	27 / 35	33 / 63	4 / 8	11 / 22	1 / 3	7 / 9	2			
Opponent		118	67	133	50	16 / 30	21 / 43	16 / 35	8 / 18	2 / 3	4 / 4	4		2	

No	Name	Technical skills						
		Ass	Ass Spec	ST	BS	R6	P6	TF
4	ZSIGMOND Adrienn						1	1
7	KORÖSINÉ SIDÓ Krisztina		16			1		7
8	TÓTH Emese Szilvia		1	4			3	
9	GYORI Ágnes	1						
10	GRÓZ Kitti Elizabet	3	5		2	1		5
11	HAJDU Ágnes	6			3	1		
14	FEKETE Bozsana	4		4	3	4		10
21	KRETZ Fruzsina	8				2	1	6
92	KÓKAI Ágnes							
Team								
Totals		22	22	8	8	9	5	29

HUN played		
PR	BRA	1 - 2
PR	COL	2 - 0
PR	TUN	2 - 0
SF	NOR	2 - 0
F	BRA	1 - 2

LEGEND		
%	Efficiency	
GK Points	Direct Goal (from Goal Area)	
P6m	6m Penalty Shoots	
ST	Steals	
Ass Spec	Assists	
Ind	Individual	
R6	Received 6m-Fouls	
SUS	Suspension	
BS	Blocked Shots	
No	Shirt Number	
RC	Red Cards	
TF	Technical Fouls	
EX	Exclusion	
P6	Penalty Fouls	
RCS	2nd Suspension & Red Card	
Trick	Trick Shots	

Timing and Results provided by  TISSOT



Cumulative Statistics

Estadísticas acumulativas

NOR - Norway

After 5 Matches

Headcoach: ANDEASSEN Eskil Berg


No	Name	Total				Goals / Shots						Punishments			
		Points	Goals	Shots	%	Field	Trick Ind	Trick Team	Specialist	GK Points	P6m	SUS	RCS	RC	Exclusion
1	BECK Kjersti	6	3	3	100					3 / 3					
3	HAUGEN Rannveig											3			
4	ERSEK Kamilla	36	18	27	67	0 / 1	15 / 22				3 / 4				
5	KORVALD Cathrine	58	29	44	66	0 / 1	26 / 39	2 / 3			1 / 1	2			
7	WELFLER Martine		0	1	0	0 / 1									
8	HAMMERSTAD Elisabeth	6	3	4	75		1 / 1		1 / 2		1 / 1	1			
9	BOLSTAD Hege														
10	KLEV Iselin Ryvoll	42	22	35	63	2 / 4	18 / 28	1 / 1	1 / 2						
13	KLEVSTAD Tonje	35	18	35	51	1 / 2	2 / 5	0 / 2	15 / 26						
Totals		183	93	149	62	3 / 9	62 / 95	3 / 6	17 / 30	3 / 3	5 / 6	6			
Opponent		135	78	142	55	21 / 31	41 / 77	3 / 8	4 / 14	3 / 4	6 / 8	5			

No	Name	Technical skills						
		Ass	Ass Spec	ST	BS	R6	P6	TF
1	BECK Kjersti	1	1					
3	HAUGEN Rannveig			1	2		4	
4	ERSEK Kamilla	37	1			1		7
5	KORVALD Cathrine			1	2	3	2	14
7	WELFLER Martine	2						2
8	HAMMERSTAD Elisabeth				2	2	2	1
9	BOLSTAD Hege							
10	KLEV Iselin Ryvoll	4			2	1		3
13	KLEVSTAD Tonje	1	8	1				10
Team								
Totals		45	10	3	8	7	8	37

NOR played		
PR	AUS	2 - 0
PR	TPE	2 - 1
PR	URU	2 - 0
SF	HUN	0 - 2
PL	TPE	2 - 0

LEGEND

%	Efficiency	Ass Spec	Assists	BS	Blocked Shots	EX	Exclusion
GK Points	Direct Goal (from Goal Area)	Ind	Individual	No	Shirt Number	P6	Penalty Fouls
P6m	6m Penalty Shoots	R6	Received 6m-Fouls	RC	Red Cards	RCS	2nd Suspension & Red Card
ST	Steals	SUS	Suspension	TF	Technical Fouls	Trick	Trick Shots

Timing and Results provided by  TISSOT



Cumulative Statistics

Estadísticas acumulativas

TPE - Chinese Taipei

After 5 Matches

Headcoach: CHANG Jung-Hsien

No	Name	Total				Goals / Shots						Punishments			
		Points	Goals	Shots	%	Field	Trick Ind	Trick Team	Specialist	GK Points	P6m	SUS	RCS	RC	Exclusion
2	CHIU Yu-Ting	14	9	14	64	4 / 5	3 / 7				2 / 2	1			
4	TSAI Tzu-Hsuan	24	15	30	50	6 / 7	9 / 22				0 / 1	2	1		
5	HSU Li-Ping		0	1	0		0 / 1					2	1		
6	CHEN Ying-Ju	51	29	48	60	7 / 7	20 / 35	2 / 3		0 / 1	0 / 2	2			
7	DAI Shu-Hua														
9	YANG Ya-Ting	38	20	28	71	2 / 4	13 / 18	1 / 1			4 / 5				
11	CHIA Ling-Hui	23	12	23	52	1 / 1	2 / 2		9 / 20						
12	CHANG Ya-Wei	12	6	9	67					6 / 9					
15	CHU Chiu-En	8	5	6	83	2 / 2	3 / 4					1			
Totals		170	96	159	60	22 / 26	50 / 89	3 / 4	9 / 20	6 / 10	6 / 10	8	2		
Opponent		209	109	160	68	9 / 12	46 / 71	21 / 28	26 / 41	4 / 5	3 / 3	9			

No	Name	Technical skills						
		Ass	Ass Spec	ST	BS	R6	P6	TF
2	CHIU Yu-Ting	1			2	2		8
4	TSAI Tzu-Hsuan	4	1	2				3
5	HSU Li-Ping						1	4
6	CHEN Ying-Ju	5		1	1	2		3
7	DAI Shu-Hua							
9	YANG Ya-Ting	7				3		10
11	CHIA Ling-Hui		21			2		4
12	CHANG Ya-Wei							
15	CHU Chiu-En						1	
Team								
Totals		17	22	3	3	9	2	32

TPE played		
PR	URU	2 - 0
PR	NOR	1 - 2
PR	AUS	1 - 2
SF	BRA	0 - 2
PL	NOR	0 - 2

LEGEND		
%	Efficiency	Ass Spec
GK Points	Direct Goal (from Goal Area)	Assists
P6m	6m Penalty Shoots	Ind
ST	Steals	Individual
		R6
		Received 6m-Fouls
		SUS
		Suspension
		BS
		Blocked Shots
		No
		Shirt Number
		RC
		Red Cards
		TF
		Technical Fouls
		EX
		Exclusion
		P6
		Penalty Fouls
		RCS
		2nd Suspension & Red Card
		Trick
		Trick Shots



Cumulative Statistics

Estadísticas acumulativas

TUN - Tunisia

After 5 Matches

Headcoach: MNASSAR Mohamed Habib


No	Name	Total				Goals / Shots						Punishments			
		Points	Goals	Shots	%	Field	Trick Ind	Trick Team	Specialist	GK Points	P6m	SUS	RCS	RC	Exclusion
3	JLEZI Mouna	11	10	24	42	9 / 16	1 / 4		0 / 4			1			
5	JEEMMALI Ameni	9	6	21	29	3 / 11	2 / 6	1 / 4				1			
6	CHOUCHAINE Awatef	8	7	13	54	6 / 8	1 / 5								
7	MOSBANI Amira	23	22	39	56	21 / 33	1 / 4		0 / 2			3	1		
8	AMERI Safa											2		1	
9	FADLOUN Sinda	20	13	25	52	6 / 9	0 / 1		4 / 11		3 / 4	1			
10	AJROUD Ines		0	2	0					0 / 2					
Totals		71	58	124	47	45 / 77	5 / 20	1 / 4	4 / 17	0 / 2	3 / 4	8	1	1	
Opponent		160	84	143	59	8 / 13	26 / 50	15 / 21	24 / 41	8 / 11	3 / 7	5			

No	Name	Technical skills						
		Ass	Ass Spec	ST	BS	R6	P6	TF
3	JLEZI Mouna	4	5	1				7
5	JEEMMALI Ameni	2				1	1	7
6	CHOUCHAINE Awatef	2				2		7
7	MOSBANI Amira	7			1		3	8
8	AMERI Safa	2			1		4	
9	FADLOUN Sinda	1	19	1	1	1		21
10	AJROUD Ines							
Team								
Totals		18	24	2	3	4	8	50

TUN played		
PR	COL	0 - 2
PR	BRA	0 - 2
PR	HUN	0 - 2
S5	URU	0 - 2
PL	AUS	0 - 2

LEGEND

%	Efficiency	Ass Spec	Assists	BS	Blocked Shots	EX	Exclusion
GK Points	Direct Goal (from Goal Area)	Ind	Individual	No	Shirt Number	P6	Penalty Fouls
P6m	6m Penalty Shoots	R6	Received 6m-Fouls	RC	Red Cards	RCS	2nd Suspension & Red Card
ST	Steals	SUS	Suspension	TF	Technical Fouls	Trick	Trick Shots

Timing and Results provided by  TISSOT



Cumulative Statistics

Estadísticas acumulativas

URU - Uruguay

After 5 Matches

Headcoach: PELUFFO CESTAU Gonzalo

No	Name	Total				Goals / Shots						Punishments			
		Points	Goals	Shots	%	Field	Trick Ind	Trick Team	Specialist	GK Points	P6m	SUS	RCS	RC	Exclusion
1	ALCAIDE RAMOS Maira	2	1	2	50					1 / 2					
5	LACHAISE ATTO Natasha	29	17	26	65	5 / 6	6 / 12	6 / 8				2			
7	MOREIRA ORRICO Maria	24	12	18	67				12 / 18			1			
8	SCHINCA GRANERO Leticia	60	34	56	61	8 / 10	10 / 23	2 / 7	6 / 7		8 / 9	3			
9	RAMOS DE LEON Maria Victoria	24	13	24	54	2 / 4	2 / 6	9 / 14							
10	MARROCHI ONGAY Fernanda	4	4	6	67	4 / 4	0 / 2					2			
11	SUAREZ APARICION Florencia	2	1	3	33	0 / 1	1 / 2					1			
17	ABENTE Josefina		0	1	0						0 / 1				
19	CHERONE MAREGA Sofia	5	3	4	75	1 / 1	2 / 3					1	1		
Totals		150	85	140	61	20 / 26	21 / 48	17 / 29	18 / 25	1 / 2	8 / 10	10	1		
Opponent		113	64	122	52	15 / 23	27 / 57	4 / 7	10 / 23	2 / 4	6 / 8	9	2		

No	Name	Technical skills						
		Ass	Ass Spec	ST	BS	R6	P6	TF
1	ALCAIDE RAMOS Maira	1						
5	LACHAISE ATTO Natasha	3			1		2	4
7	MOREIRA ORRICO Maria		16	1		2		9
8	SCHINCA GRANERO Leticia	8		1	3	4	1	11
9	RAMOS DE LEON Maria Victoria	3			1	2	1	7
10	MARROCHI ONGAY Fernanda	2		1	1		3	
11	SUAREZ APARICION Florencia						1	
17	ABENTE Josefina	1				1		3
19	CHERONE MAREGA Sofia	4		1			1	2
Team								
Totals		22	16	4	6	9	9	36

URU played		
PR	TPE	0 - 2
PR	AUS	2 - 0
PR	NOR	0 - 2
S5	TUN	2 - 0
PL	COL	2 - 0

LEGEND		
%	Efficiency	Ass Spec
GK Points	Direct Goal (from Goal Area)	Assists
P6m	6m Penalty Shoots	Ind
ST	Steals	Individual
		R6
		Received 6m-Fouls
		SUS
		Suspension
		BS
		Blocked Shots
		No
		Shirt Number
		RC
		Red Cards
		TF
		Technical Fouls
		EX
		Exclusion
		P6
		Penalty Fouls
		RCS
		2nd Suspension & Red Card
		Trick
		Trick Shots

Timing and Results provided by TISSOT




Overall Team Statistics

Estatísticas Gerais da Equipe

As of SUN 4 AUG 2013

Team	MP	Field		Trick Ind		Trick Team		Specialist		GK Points		P6m		Total		AS / ASS	TF	ST	BS	Punishments			
		G/S	%	G/S	%	G/S	%	G/S	%	G/S	%	G/S	%	G/S	%					SUS	RCS	RC	EX
AUS	5	7/11	64	24/59	41	8/14	57	11/34	32	3/5	60	2/3	67	55/126	44	26/5	48	2	2	5			
BRA	5	6/7	86	17/23	74	41/68	60	18/22	82	8/11	73	4/4	100	94/135	70	18/35	32	2	14	6			
COL	5	14/25	56	32/63	51	0/1	0	17/38	45	1/2	50	3/6	50	67/135	50	41/11	40	5	5	9	1	1	
HUN	5	27/35	77	33/63	52	4/8	50	11/22	50	1/3	33	7/9	78	83/140	59	22/22	29	8	8	2			
NOR	5	3/9	33	62/95	65	3/6	50	17/30	57	3/3	100	5/6	83	93/149	62	45/10	37	3	8	6			
TPE	5	22/26	85	50/89	56	3/4	75	9/20	45	6/10	60	6/10	60	96/159	60	17/22	32	3	3	8	2		
TUN	5	45/77	58	5/20	25	1/4	25	4/17	24	0/2	0	3/4	75	58/124	47	18/24	50	2	3	8	1	1	
URU	5	20/26	77	21/48	44	17/29	59	18/25	72	1/2	50	8/10	80	85/140	61	22/16	36	4	6	10	1		
	20	144/216	67	244/460	53	77/134	57	105/208	50	23/38	61	38/52	73	631/1108	57	209/145	304	29	49	54	5	2	

LEGEND			
%	Efficiency	AS / ASS	Assists / Assists Specialist
Field	Field Shots	G/S	Goals / Shots
MP	Matches Played	P6m	6m Penalty Shoots
ST	Steals	SUS	Suspension
BS	Blocked Shots	TF	Technical Fouls
GK Points	Direct Goal (from Goal Area)	RC	Red Cards
EX	Exclusion	RCS	2nd Suspension & Red Card
Ind	Individual	Trick	Trick Shots

Timing and Results provided by  TISSOT



Team Fair Play

Fair Play das Equipes

As of SUN 4 AUG 2013


Team	MP	SUS	RCS	RC	Exclusion	Points	
						Total	Avg.
Hungary	5	2	0	0	0	2	0.4
Australia	5	5	0	0	0	5	1.0
Brazil	5	6	0	0	0	6	1.2
Norway	5	6	0	0	0	6	1.2
Chinese Taipei	5	8	2	0	0	10	2.0
Uruguay	5	10	1	0	0	11	2.2
Tunisia	5	8	1	1	0	12	2.4
Colombia	5	9	1	1	0	13	2.6

NOTE

Points = (SUS) x 1 & (RCS) x 1 & (RC) x 3 & (EX) x 5

LEGEND

Avg.	Average per Match	EX	Exclusion	MP	Matches Played	RC	Red Cards
RCS	2nd Suspension & Red Card	SUS	Suspension				

Timing and Results provided by  **TISSOT**



Individual Statistics

Estatísticas Individuais

As of SUN 4 AUG 2013

Goalscorer (Top 30)

Rank	No	Name	Team	MP	Points
1	8	SCHINCA GRANERO Leticia	URU	5	60
2	5	KORVALD Cathrine	NOR	5	58
3	6	CHEN Ying-Ju	TPE	5	51
3	3	PEREZ MONTES Maria Isabel	COL	5	51
5	10	GRÓZ Kitti Elizabet	HUN	5	46
6	6	COOK Daniela Borelli	AUS	5	42
6	10	KLEV Iselin Ryvoll	NOR	5	42
8	14	FEKETE Bozsana	HUN	5	41
9	3	RAMOS DE SOUZA Camila	BRA	5	40
10	9	YANG Ya-Ting	TPE	5	38
11	4	ERSEK Kamilla	NOR	5	36
11	2	SOUZA GUEDES Nathalie	BRA	5	36
13	13	KLEVSTAD Tonje	NOR	5	35
14	8	ESTRADA CATANO Susana	COL	5	33
15	4	DOS ANJOS ALENCAR Millena	BRA	5	31
16	9	PIQUET Cinthya	BRA	5	30
17	5	LACHAISE ATTO Natasha	URU	5	29
18	7	MOREIRA ORRICO Maria	URU	5	24
18	9	RAMOS DE LEON Maria Victoria	URU	5	24
18	4	TSAI Tzu-Hsuan	TPE	5	24
21	11	CHIA Ling-Hui	TPE	5	23
21	7	MOSBANI Amira	TUN	5	23
21	5	SCHEPPA Patricia	BRA	5	23
21	15	SMILJANIC Vanja	AUS	5	23
25	9	FADLOUN Sinda	TUN	5	20
26	1	FERREIRA DIAS Jerusa	BRA	5	18
27	11	HAJDU Ágnes	HUN	5	17
27	10	MAZO GARCES Deisy Veronica	COL	5	17
29	21	KRETZ Fruzsina	HUN	5	16
29	7	RODRIGUEZ BUCHELI Maria	COL	5	16
31	2	CHIU Yu-Ting	TPE	5	14
32	12	CHANG Ya-Wei	TPE	5	12
33	17	BRUNSBURG Victoria Ronae	AUS	5	11
33	4	CECE Leah Erin	AUS	5	11
33	3	JLEZI Mouna	TUN	5	11
36	16	BOYD Rosalie Maree	AUS	5	10
36	7	KORŐSINÉ SIDŐ Krisztina	HUN	5	10
38	5	JEEMMALI Ameni	TUN	5	9
39	6	CHOUCHAINE Awatef	TUN	5	8
39	15	CHU Chiu-En	TPE	5	8

Assists (Top 30)

Rank	No	Name	Team	MP	Assists	Avg.
1	4	ERSEK Kamilla	NOR	5	38	7.6
2	3	RAMOS DE SOUZA Camila	BRA	5	37	7.4
3	11	CHIA Ling-Hui	TPE	5	21	4.2
4	9	FADLOUN Sinda	TUN	5	20	4.0
5	10	MAZO GARCES Deisy Veronica	COL	5	17	3.4
6	7	KORŐSINÉ SIDŐ Krisztina	HUN	5	16	3.2
6	7	MOREIRA ORRICO Maria	URU	5	16	3.2
8	8	ESTRADA CATANO Susana	COL	5	15	3.0
9	15	SMILJANIC Vanja	AUS	5	10	2.0
10	3	JLEZI Mouna	TUN	5	9	1.8
10	13	KLEVSTAD Tonje	NOR	5	9	1.8
10	3	PEREZ MONTES Maria Isabel	COL	5	9	1.8
13	10	GRÓZ Kitti Elizabet	HUN	5	8	1.6
13	21	KRETZ Fruzsina	HUN	5	8	1.6
13	7	RODRIGUEZ BUCHELI Maria	COL	5	8	1.6
13	8	SCHINCA GRANERO Leticia	URU	5	8	1.6
17	16	BOYD Rosalie Maree	AUS	5	7	1.4
17	7	MOSBANI Amira	TUN	5	7	1.4
17	9	YANG Ya-Ting	TPE	5	7	1.4
20	17	BRUNSBURG Victoria Ronae	AUS	5	6	1.2
20	11	HAJDU Ágnes	HUN	5	6	1.2
20	2	SOUZA GUEDES Nathalie	BRA	5	6	1.2
23	6	CHEN Ying-Ju	TPE	5	5	1.0
23	2	KEIGHLEY Alice Marea	AUS	5	5	1.0
23	4	TSAI Tzu-Hsuan	TPE	5	5	1.0
26	19	CHERONE MAREGA Sofia	URU	5	4	0.8
26	14	FEKETE Bozsana	HUN	5	4	0.8
26	10	KLEV Iselin Ryvoll	NOR	5	4	0.8
26	5	SCHEPPA Patricia	BRA	5	4	0.8
30	4	DOS ANJOS ALENCAR Millena	BRA	5	3	0.6
30	5	LACHAISE ATTO Natasha	URU	5	3	0.6
30	9	RAMOS DE LEON Maria Victoria	URU	5	3	0.6
33	8	AMERI Safa	TUN	5	2	0.4
33	1	BECK Kjersti	NOR	5	2	0.4
33	6	CHOUCHAINE Awatef	TUN	5	2	0.4
33	5	JEEMMALI Ameni	TUN	5	2	0.4
33	10	MARROCHI ONGAY Fernanda	URU	5	2	0.4
33	9	PIQUET Cinthya	BRA	5	2	0.4
33	5	RAMIREZ PORTILLO Dora	COL	5	2	0.4
33	7	WELFLER Martine	NOR	5	2	0.4



Individual Statistics

Estatísticas Individuais

As of SUN 4 AUG 2013

Points and Assists (Top 30)

Rank	No	Name	Team	MP	Points	Assists	Points & Assists
1	3	RAMOS DE SOUZA Camila	BRA	5	40	37	77
2	4	ERSEK Kamilla	NOR	5	36	38	74
3	8	SCHINCA GRANERO Leticia	URU	5	60	8	68
4	3	PEREZ MONTES Maria Isabel	COL	5	51	9	60
5	5	KORVALD Cathrine	NOR	5	58		58
6	6	CHEN Ying-Ju	TPE	5	51	5	56
7	10	GRÓZ Kitti Elizabet	HUN	5	46	8	54
8	8	ESTRADA CATANO Susana	COL	5	33	15	48
9	10	KLEV Iselin Ryvoll	NOR	5	42	4	46
10	14	FEKETE Bozsana	HUN	5	41	4	45
10	9	YANG Ya-Ting	TPE	5	38	7	45
12	11	CHIA Ling-Hui	TPE	5	23	21	44
12	13	KLEVSTAD Tonje	NOR	5	35	9	44
14	6	COOK Daniela Borelli	AUS	5	42	1	43
15	2	SOUZA GUEDES Nathalie	BRA	5	36	6	42
16	9	FADLOUN Sinda	TUN	5	20	20	40
16	7	MOREIRA ORRICO Maria	URU	5	24	16	40
18	4	DOS ANJOS ALENCAR Millena	BRA	5	31	3	34
18	10	MAZO GARCES Deisy Veronica	COL	5	17	17	34
20	15	SMILJANIC Vanja	AUS	5	23	10	33
21	5	LACHAISE ATTO Natasha	URU	5	29	3	32
21	9	PIQUET Cinthya	BRA	5	30	2	32
23	7	MOSBANI Amira	TUN	5	23	7	30
24	4	TSAI Tzu-Hsuan	TPE	5	24	5	29
25	9	RAMOS DE LEON Maria Victoria	URU	5	24	3	27
25	5	SCHEPPA Patricia	BRA	5	23	4	27
27	7	KORÖSINÉ SIDÓ Krisztina	HUN	5	10	16	26
28	21	KRETZ Fruzsina	HUN	5	16	8	24
28	7	RODRIGUEZ BUCHELI Maria	COL	5	16	8	24
30	11	HAJDU Ágnes	HUN	5	17	6	23
31	3	JLEZI Mouna	TUN	5	11	9	20
32	1	FERREIRA DIAS Jerusa	BRA	5	18		18
33	16	BOYD Rosalie Maree	AUS	5	10	7	17
33	17	BRUNSBURG Victoria Ronae	AUS	5	11	6	17
35	2	CHIU Yu-Ting	TPE	5	14	1	15
36	4	CECE Leah Erin	AUS	5	11	1	12
36	12	CHANG Ya-Wei	TPE	5	12		12
38	5	JEEMMALI Ameni	TUN	5	9	2	11
38	2	KEIGHLEY Alice Marea	AUS	5	6	5	11
40	6	CHOUCHAINÉ Awatef	TUN	5	8	2	10



Individual Statistics

Estatísticas Individuais

As of SUN 4 AUG 2013

Punishments (Top 30)

Rank	No	Name	Team	MP	SUS	RCS	RC	EX	Points	
									Total	Avg.
1	8	AMERI Safa	TUN	5	2	0	1	0	5	1.0
1	2	RODRIGUEZ Sandra	COL	5	4	1	0	0	5	1.0
1	6	RODRIGUEZ ARAGON Carmen	COL	5	2	0	1	0	5	1.0
4	7	MOSBANI Amira	TUN	5	3	1	0	0	4	0.8
5	3	HAUGEN Rannveig	NOR	5	3	0	0	0	3	0.6
5	5	HSU Li-Ping	TPE	5	2	1	0	0	3	0.6
5	8	SCHINCA GRANERO Leticia	URU	5	3	0	0	0	3	0.6
5	4	TSAI Tzu-Hsuan	TPE	5	2	1	0	0	3	0.6
9	6	CHEN Ying-Ju	TPE	5	2	0	0	0	2	0.4
9	19	CHERONE MAREGA Sofia	URU	5	1	1	0	0	2	0.4
9	5	KORVALD Cathrine	NOR	5	2	0	0	0	2	0.4
9	5	LACHAISE ATTO Natasha	URU	5	2	0	0	0	2	0.4
9	10	MARROCHI ONGAY Fernanda	URU	5	2	0	0	0	2	0.4
9	10	MAZO GARCES Deisy Veronica	COL	5	2	0	0	0	2	0.4
9	8	SILVA SOARES Darlene	BRA	5	2	0	0	0	2	0.4
16	16	BOYD Rosalie Maree	AUS	5	1	0	0	0	1	0.2
16	4	CECE Leah Erin	AUS	5	1	0	0	0	1	0.2
16	2	CHIU Yu-Ting	TPE	5	1	0	0	0	1	0.2
16	15	CHU Chiu-En	TPE	5	1	0	0	0	1	0.2
16	4	DOS ANJOS ALENCAR Millena	BRA	5	1	0	0	0	1	0.2
16	9	FADLOUN Sinda	TUN	5	1	0	0	0	1	0.2
16	8	HAMMERSTAD Elisabeth	NOR	5	1	0	0	0	1	0.2
16	5	JEEMMALI Ameni	TUN	5	1	0	0	0	1	0.2
16	3	JLEZI Mouna	TUN	5	1	0	0	0	1	0.2
16	2	KEIGHLEY Alice Marea	AUS	5	1	0	0	0	1	0.2
16	7	MOREIRA ORRICO Maria	URU	5	1	0	0	0	1	0.2
16	9	PIQUET Cinthya	BRA	5	1	0	0	0	1	0.2
16	10	ROBERTA ANNES Priscilla	BRA	5	1	0	0	0	1	0.2
16	7	RODRIGUEZ BUCHELI Maria	COL	5	1	0	0	0	1	0.2
16	6	SANTIAGO Renata	BRA	5	1	0	0	0	1	0.2
16	15	SMILJANIC Vanja	AUS	5	1	0	0	0	1	0.2
16	5	SMITH Bronwyn	AUS	5	1	0	0	0	1	0.2
16	11	SUAREZ APARICION Florencia	URU	5	1	0	0	0	1	0.2
16	8	TÓTH Emese Szilvia	HUN	5	1	0	0	0	1	0.2
16	4	ZSIGMOND Adrienn	HUN	5	1	0	0	0	1	0.2

NOTE

Points = (SUS) x 1 & (RCS) x 1 & (RC) x 3 & (EX) x 5

LEGEND

Avg.	Average per Match	EX	Exclusion	Ind	Individual	MP	Matches Played
No	Players Number	RC	Red Cards	RCS	2nd Suspension & Red Card	SUS	Suspension

Timing and Results provided by **TISSOT**



Medallists

Medallistas

GOLD	SILVER	BRONZE
------	--------	--------

BRA - Brazil

- 1 FERREIRA DIAS Jerusa
- 2 SOUZA GUEDES Nathalie
- 3 RAMOS DE SOUZA Camila
- 4 DOS ANJOS ALENCAR Millena
- 5 SCHEPPA Patricia
- 6 SANTIAGO Renata
- 8 SILVA SOARES Darlene
- 9 PIQUET Cinthya
- 10 ROBERTA ANNES Priscilla

HUN - Hungary

- 4 ZSIGMOND Adrienn
- 7 KORÖSINÉ SIDÓ Krisztina
- 8 TÓTH Emese Szilvia
- 9 GYORI Ágnes
- 10 GRÓZ Kitti Elizabet
- 11 HAJDU Ágnes
- 14 FEKETE Bozsana
- 21 KRETZ Fruzsina
- 92 KÓKAI Ágnes

NOR - Norway

- 1 BECK Kjersti
- 3 HAUGEN Rannveig
- 4 ERSEK Kamilla
- 5 KORVALD Cathrine
- 7 WELFLER Martine
- 8 HAMMERSTAD Elisabeth
- 9 BOLSTAD Hege
- 10 KLEV Iselin Ryvoll
- 13 KLEVSTAD Tonje

RESULTBOOK

BEACH HANDBALL

Women's Preliminary Round Group A



The World Games
2013 CALI
Fair Play To The Planet



sura



Avianca
A STAR ALLIANCE MEMBER

TISSOT

Comfandi
Tu mano amiga

Carvajal



Cañaveralejo Bullfighting Ring
Plaza De Toros Cañaveralejo

The World Games
2013 CALI
Fair Play To The Planet

FRI 2 AUG 2013
10:25

Beach Handball

Balonmano de Playa

Women

Femenino

Preliminaries - Group A

Ronda Preliminar - Grupo A



Match No.: 1 - Court 1

Start List

Lista de Salida

Norway

vs

Australia

REFEREES:

dos Santos Sydney Antonio (BRA)

Oliveira Wanderson Robson (BRA)

NOR - Norway

No	Name	Height m/ft in	Weight kg/lbs	Competition Statistics								
				MP	Points	1PT	2PT	SUS	RCS	RC	EX	
1	BECK Kjersti											
3	HAUGEN Rannveig											
4	ERSEK Kamilla											
5	KORVALD Cathrine											
7	WELFLER Martine											
8	HAMMERSTAD Elisabeth											
9	BOLSTAD Hege											
10	KLEV Iselin Ryvoll											
13	KLEVSTAD Tonje											
Headcoach: ANDEASSEN Eskil Berg												

AUS - Australia

No	Name	Height m/ft in	Weight kg/lbs	Competition Statistics								
				MP	Points	1PT	2PT	SUS	RCS	RC	EX	
2	KEIGHLEY Alice Marea	1.71/5'7"	65/143									
4	CECE Leah Erin	1.72/5'8"	62/137									
5	SMITH Bronwyn	1.68/5'6"	63/139									
6	COOK Daniela Borelli	1.76/5'9"	68/150									
7	NAPIER Katherine Prudence	1.72/5'8"	72/159									
11	SUGGATE Christie Audrey	1.76/5'9"	66/146									
15	SMILJANIC Vanja	1.70/5'7"	64/141									
16	BOYD Rosalie Maree	1.78/5'10"	65/143									
17	BRUNSBURG Victoria Ronae	1.72/5'8"	68/150									
Headcoach: HEDBERG Nanna												

LEGEND

1PT One Point
No Shirt Number
2PT Two Points
RC Red Cards
EX Exclusion
RCS 2nd Suspension & Red Card
MP Matches Played
SUS Suspension

Timing and Results provided by TISSOT





Match No.: 1 - Court 1

Match Report

Reporte del partido

Norway 2 vs 0 Australia

REFEREES:

dos Santos Sydney Antonio (BRA)
Oliveira Wanderson Robson (BRA)

1st Period: 20 - 8

2nd Period: 15 - 5

NOR - Norway

Headcoach: ANDEASSEN Eskil Berg

Team time outs: 1

No	Name	Total				Goals / Shots						Punishments			
		Points	Goals	Shots	%	Field	Trick Ind	Trick Team	Specialist	GK Points	P6m	SUS	RCS	RC	Exclusion
1	BECK Kjersti	2	1	1	100					1 / 1					
3	HAUGEN Rannveig														
4	ERSEK Kamilla	12	6	7	86		6 / 7								
5	KORVALD Cathrine	6	3	5	60		3 / 5					1			
7	WELFLER Martine		0	1	0	0 / 1									
8	HAMMERSTAD Elisabeth	2	1	1	100						1 / 1				
9	BOLSTAD Hege														
10	KLEV Iselin Ryvoll	12	6	8	75		5 / 6		1 / 2						
13	KLEVSTAD Tonje	1	1	4	25	1 / 1	0 / 2	0 / 1							
Totals		35	18	27	67	1 / 2	14 / 20	0 / 1	1 / 2	1 / 1	1 / 1	1			

AUS - Australia

Headcoach: HEDBERG Nanna

Team time outs: 1

No	Name	Total				Goals / Shots						Punishments			
		Points	Goals	Shots	%	Field	Trick Ind	Trick Team	Specialist	GK Points	P6m	SUS	RCS	RC	Exclusion
2	KEIGHLEY Alice Marea		0	5	0		0 / 4	0 / 1				1			
4	CECE Leah Erin														
5	SMITH Bronwyn														
6	COOK Daniela Borelli	8	5	10	50	2 / 3	2 / 3	1 / 2	0 / 1		0 / 1				
7	NAPIER Katherine Prudence														
11	SUGGATE Christie Audrey														
15	SMILJANIC Vanja		0	1	0	0 / 1									
16	BOYD Rosalie Maree	2	1	2	50					1 / 2					
17	BRUNSBURG Victoria Ronae	3	2	4	50	1 / 2			1 / 2						
Totals		13	8	22	36	3 / 6	2 / 7	1 / 3	1 / 3	1 / 2	0 / 1	1			

Team Comparison

	1st Period				2nd Period			
	Norway		Australia		Norway		Australia	
	Goals/Shots	Eff %	Goals/Shots	Eff %	Goals/Shots	Eff %	Goals/Shots	Eff %
Trick Shots Team			1 / 2	50	0 / 1	0	0 / 1	0
Trick Shots Ind.	8 / 12	67	0 / 3	0	6 / 8	75	2 / 4	50
Specialist Shots	1 / 2	50	1 / 2	50			0 / 1	0
Field Shots	0 / 1	0	2 / 3	67	1 / 1	100	1 / 3	33
Goalkeeper Shots	1 / 1	100	1 / 2	50				
Penalty Shots					1 / 1	100	0 / 1	0





Match No.: 1 - Court 1

Match Report

Reporte del partido

Norway 2 vs 0 Australia

REFEREES:

dos Santos Sydney Antonio (BRA)
Oliveira Wanderson Robson (BRA)

1st Period: 20 - 8

2nd Period: 15 - 5

NOR - Norway

No	Name	Technical skills						
		Ass	Ass Spec	ST	BS	R6	P6	TF
1	BECK Kjersti	1						
3	HAUGEN Rannveig				1			
4	ERSEK Kamilla	7				1		2
5	KORVALD Cathrine							3
7	WELFLER Martine	2						2
8	HAMMERSTAD Elisabeth				1		1	
9	BOLSTAD Hege							
10	KLEV Iselin Ryvoll	2				1		
13	KLEVSTAD Tonje	1						2
Team								
Totals		13			2	2	1	9

Running Score

NOR - AUS

1st Period

KLEV I.	2	: 0	
	2	: 2	BRUNSBURG V.
KORVALD C.	4	: 2	
	4	: 3	COOK D.
KORVALD C.	6	: 3	
	6	: 5	COOK D.
KLEV I.	8	: 5	
ERSEK K.	10	: 5	
ERSEK K.	12	: 5	
KLEV I.	14	: 5	
BECK K.	16	: 5	
	16	: 6	COOK D.
ERSEK K.	18	: 6	
KLEV I.	20	: 6	
	20	: 8	BOYD R.

AUS - Australia

No	Name	Technical skills						
		Ass	Ass Spec	ST	BS	R6	P6	TF
2	KEIGHLEY Alice Marea	1				1	1	4
4	CECE Leah Erin						1	1
5	SMITH Bronwyn							
6	COOK Daniela Borelli							1
7	NAPIER Katherine Prudence							
11	SUGGATE Christie Audrey							
15	SMILJANIC Vanja	4						3
16	BOYD Rosalie Maree							1
17	BRUNSBURG Victoria Ronae							2
Team								
Totals		5				1	2	12

2nd Period

ERSEK K.	2	: 0	
KLEV I.	4	: 0	
KLEV I.	6	: 0	
	6	: 2	COOK D.
ERSEK K.	8	: 2	
	8	: 3	BRUNSBURG V.
KORVALD C.	10	: 3	
ERSEK K.	12	: 3	
HAMMERSTAD E.	14	: 3	
	14	: 5	COOK D.
KLEVSTAD T.	15	: 5	

LEGEND

EX	Struck out Players did not play	%	Efficiency	Ass	Assists	BS	Blocked Shots
No	Exclusion	GG	Golden Goal	GK	Goal Keeper	Ind	Individual
RC	Shirt Number	P6	Penalty Fouls	P6m	6m Penalty Shoots	R6	Received 6m-Fouls
SUS	Red Cards	RCS	2nd Suspension & Red Card	Spec	Specialist	ST	Steals
	Suspension	TF	Technical Fouls	Trick	Trick Shots		





Cañaveralejo Bullfighting Ring
Plaza De Toros Cañaveralejo

The World Games
2013 CALI
Fair Play To The Planet

FRI 2 AUG 2013
9:30

Beach Handball
Balonmano de Playa

Women
Femenino

Preliminaries - Group A
Ronda Preliminar - Grupo A



Match No.: 2 - Court 1

Start List
Lista de Salida

Uruguay vs Chinese Taipei

REFEREES:

Chalcenko Anastasiia (UKR)
Zhosan Viktoriia (UKR)

URU - Uruguay

No	Name	Height m/ft in	Weight kg/lbs	Competition Statistics							
				MP	Points	1PT	2PT	SUS	RCS	RC	EX
1	ALCAIDE RAMOS Maira	1.70/5'7"	72/159								
5	LACHAISE ATTO Natasha	1.68/5'6"	69/152								
7	MOREIRA ORRICO Maria	1.64/5'5"	57/126								
8	SCHINCA GRANERO Leticia	1.68/5'6"	71/157								
9	RAMOS DE LEON Maria Victoria	1.83/6'0"	63/139								
10	MARROCHI ONGAY Fernanda	1.70/5'7"	74/163								
11	SUAREZ APARICION Florencia	1.75/5'9"	70/154								
17	ABENTE Josefina	1.65/5'5"	54/119								
19	CHERONE MAREGA Sofia	1.63/5'4"	62/137								
Headcoach: PELUFFO CESTAU Gonzalo											

TPE - Chinese Taipei

No	Name	Height m/ft in	Weight kg/lbs	Competition Statistics							
				MP	Points	1PT	2PT	SUS	RCS	RC	EX
2	CHIU Yu-Ting	1.70/5'7"	63/139								
4	TSAI Tzu-Hsuan	1.64/5'5"	59/130								
5	HSU Li-Ping	1.68/5'6"	60/132								
6	CHEN Ying-Ju	1.66/5'5"	56/123								
7	DAI Shu-Hua	1.59/5'3"	48/106								
9	YANG Ya-Ting	1.61/5'3"	59/130								
11	CHIA Ling-Hui	1.66/5'5"	53/117								
12	CHANG Ya-Wei	1.79/5'10"	75/165								
15	CHU Chiu-En	1.71/5'7"	62/137								
Headcoach: CHANG Jung-Hsien											

LEGEND							
1PT	One Point	2PT	Two Points	EX	Exclusion	MP	Matches Played
No	Shirt Number	RC	Red Cards	RCS	2nd Suspension & Red Card	SUS	Suspension

Timing and Results provided by TISSOT





Match No.: 2 - Court 1

Match Report

Reporte del partido

Uruguay 0 vs 2 Chinese Tapei

REFEREES:

Chalcenko Anastasiia (UKR)
Zhosan Viktoriia (UKR)

1st Period: 13 - 16

2nd Period: 17 - 18

URU - Uruguay

Headcoach: PELUFFO CESTAU Gonzalo

Team time outs: 2

No	Name	Total				Goals / Shots						Punishments			
		Points	Goals	Shots	%	Field	Trick Ind	Trick Team	Specialist	GK Points	P6m	SUS	RCS	RC	Exclusion
1	ALCAIDE RAMOS Maira Alejandra														
5	LACHAISE ATTO Natasha	3	2	4	50	1 / 1	0 / 2	1 / 1							
7	MOREIRA ORRICO Maria Luciana	2	1	1	100				1 / 1			1			
8	SCHINCA GRANERO Leticia	17	10	15	67	3 / 3	1 / 4	1 / 2	5 / 6			1			
9	RAMOS DE LEON Maria Victoria	6	3	4	75		0 / 1	3 / 3							
10	MARROCHI ONGAY Fernanda Maria	2	2	4	50	2 / 2	0 / 2								
11	SUAREZ APARICION Florencia														
17	ABENTE Josefina														
19	CHERONE MAREGA Sofia														
Totals		30	18	28	64	6 / 6	1 / 9	5 / 6	6 / 7			2			

TPE - Chinese Tapei

Headcoach: CHANG Jung-Hsien

Team time outs: 1

No	Name	Total				Goals / Shots						Punishments			
		Points	Goals	Shots	%	Field	Trick Ind	Trick Team	Specialist	GK Points	P6m	SUS	RCS	RC	Exclusion
2	CHIU Yu-Ting	2	2	3	67	2 / 2	0 / 1								
4	TSAI Tzu-Hsuan	2	2	3	67	2 / 2	0 / 1								
5	HSU Li-Ping														
6	CHEN Ying-Ju	8	5	9	56	2 / 2	2 / 5	1 / 2				1			
7	DAI Shu-Hua														
9	YANG Ya-Ting	10	5	5	100		5 / 5								
11	CHIA Ling-Hui	8	4	6	67				4 / 6						
12	CHANG Ya-Wei	4	2	3	67					2 / 3					
15	CHU Chiu-En											1			
Totals		34	20	29	69	6 / 6	7 / 12	1 / 2	4 / 6	2 / 3		2			

Team Comparison

	1st Period				2nd Period			
	Uruguay		Chinese Tapei		Uruguay		Chinese Tapei	
	Goals/Shots	Eff %	Goals/Shots	Eff %	Goals/Shots	Eff %	Goals/Shots	Eff %
Trick Shots Team	3 / 3	100			2 / 3	67	1 / 2	50
Trick Shots Ind.	0 / 5	0	2 / 4	50	1 / 4	25	5 / 8	63
Specialist Shots	2 / 2	100	3 / 3	100	4 / 5	80	1 / 3	33
Field Shots	3 / 3	100	4 / 4	100	3 / 3	100	2 / 2	100
Goalkeeper Shots			1 / 2	50			1 / 1	100
Penalty Shots								



Match No.: 2 - Court 1

Match Report

Reporte del partido

Uruguay 0 vs 2 Chinese Tapei

REFEREES:

Chalcenko Anastasiia (UKR)
Zhosan Viktoriia (UKR)

1st Period: 13 - 16
2nd Period: 17 - 18

URU - Uruguay

No	Name	Technical skills						
		Ass	Ass Spec	ST	BS	R6	P6	TF
1	ALCAIDE RAMOS Maira Alejandra							
5	LACHAISE ATTO Natasha	1						2
7	MOREIRA ORRICO Maria Luciana		1					3
8	SCHINCA GRANERO Leticia							3
9	RAMOS DE LEON Maria Victoria				1			1
10	MARROCHI ONGAY Fernanda Maria	1			1			
11	SUAREZ APARICION Florencia							
17	ABENTE Josefina							
19	CHERONE MAREGA Sofia	3						1
Team								
Totals		5	1		2			10

Running Score

URU - TPE	
1st Period	
LACHAISE ATTO N.	2 : 0
RAMOS DE LEON M.	4 : 0
	4 : 1 CHEN Y.
	4 : 3 CHIA L.
SCHINCA GRANERO L.	5 : 3
	5 : 5 YANG Y.
LACHAISE ATTO N.	6 : 5
	6 : 7 YANG Y.
	6 : 9 CHIA L.
	6 : 10 CHEN Y.
SCHINCA GRANERO L.	7 : 10
	7 : 12 CHIA L.
	7 : 13 CHIU Y.
	7 : 15 CHANG Y.
RAMOS DE LEON M.	9 : 15
SCHINCA GRANERO L.	11 : 15
	11 : 16 CHIU Y.
SCHINCA GRANERO L.	13 : 16

TPE - Chinese Tapei

No	Name	Technical skills						
		Ass	Ass Spec	ST	BS	R6	P6	TF
2	CHIU Yu-Ting				1			1
4	TSAI Tzu-Hsuan	1		1				
5	HSU Li-Ping							2
6	CHEN Ying-Ju	3			1			
7	DAI Shu-Hua							
9	YANG Ya-Ting							2
11	CHIA Ling-Hui		3					
12	CHANG Ya-Wei							
15	CHU Chiu-En							
Team								
Totals		4	3	1	2			5

2nd Period	
	0 : 2 CHEN Y.
SCHINCA GRANERO L.	2 : 2
	2 : 4 CHEN Y.
	2 : 6 CHEN Y.
	2 : 8 CHIA L.
MOREIRA ORRICO M.	4 : 8
SCHINCA GRANERO L.	5 : 8
	5 : 10 YANG Y.
	5 : 12 YANG Y.
	5 : 14 CHANG Y.
SCHINCA GRANERO L.	7 : 14
SCHINCA GRANERO L.	9 : 14
MARROCHI ONGAY F.	10 : 14
MARROCHI ONGAY F.	11 : 14
	11 : 15 TSAI T.
	11 : 17 YANG Y.
RAMOS DE LEON M.	13 : 17
SCHINCA GRANERO L.	15 : 17
	15 : 18 TSAI T.
SCHINCA GRANERO L.	17 : 18

LEGEND

EX	Struck out Players did not play	%	Efficiency	Ass	Assists	BS	Blocked Shots
No	Exclusion	GG	Golden Goal	GK	Goal Keeper	Ind	Individual
RC	Shirt Number	P6	Penalty Fouls	P6m	6m Penalty Shoots	R6	Received 6m-Fouls
SUS	Red Cards	RCS	2nd Suspension & Red Card	Spec	Specialist	ST	Steals
	Suspension	TF	Technical Fouls	Trick	Trick Shots		





Cañaveralejo Bullfighting Ring
Plaza De Toros Cañaveralejo

The World Games
2013 CALI
Fair Play To The Planet

FRI 2 AUG 2013
16:55

Beach Handball
Balonmano de Playa

Women
Femenino

Preliminaries - Group A
Ronda Preliminar - Grupo A



Match No.: 3 - Court 2

Start List
Lista de Salida

Chinese Taipei vs Norway

REFEREES:

Ghuloom Baqer Fadhil Ahmed (UAE)
Hassan Mohammad Ismail Salem (UAE)

TPE - Chinese Taipei

No	Name	Height m/ft in	Weight kg/lbs	Competition Statistics							
				MP	Points	1PT	2PT	SUS	RCS	RC	EX
2	CHIU Yu-Ting	1.70/5'7"	63/139	1	2	2/2	0/1				
4	TSAI Tzu-Hsuan	1.64/5'5"	59/130	1	2	2/2	0/1				
5	HSU Li-Ping	1.68/5'6"	60/132	1							
6	CHEN Ying-Ju	1.66/5'5"	56/123	1	8	2/2	3/7	1			
7	DAI Shu-Hua	1.59/5'3"	48/106	1							
9	YANG Ya-Ting	1.61/5'3"	59/130	1	10		5/5				
11	CHIA Ling-Hui	1.66/5'5"	53/117	1	8		4/6				
12	CHANG Ya-Wei	1.79/5'10"	75/165	1	4		2/3				
15	CHU Chiu-En	1.71/5'7"	62/137	1				1			
Headcoach: CHANG Jung-Hsien											

TPE played		
PR	URU	2 - 0

NOR - Norway

No	Name	Height m/ft in	Weight kg/lbs	Competition Statistics							
				MP	Points	1PT	2PT	SUS	RCS	RC	EX
1	BECK Kjersti			1	2		1/1				
3	HAUGEN Rannveig			1							
4	ERSEK Kamilla			1	12		6/7				
5	KORVALD Cathrine			1	6		3/5	1			
7	WELFLER Martine			1		0/1					
8	HAMMERSTAD Elisabeth			1	2		1/1				
9	BOLSTAD Hege			1							
10	KLEV Iselin Ryvoll			1	12		6/8				
13	KLEVSTAD Tonje			1	1	1/1	0/3				
Headcoach: ANDEASSEN Eskil Berg											

NOR played		
PR	AUS	2 - 0

LEGEND							
1PT	One Point	2PT	Two Points	EX	Exclusion	MP	Matches Played
No	Shirt Number	PR	Preliminary Round	RC	Red Cards	RCS	2nd Suspension & Red Card
SUS	Suspension						

Timing and Results provided by TISSOT





Match No.: 3 - Court 2

Match Report

Reporte del partido

Chinese Taipei 1 vs 2 Norway

REFEREES:

Ghuloom Baqer Fadhil Ahmed (UAE)
Hassan Mohammad Ismail Salem (UAE)

1st Period: 18 - 24

2nd Period: 21 - 20

Shoot out: 7 - 8

TPE - Chinese Taipei

Headcoach: CHANG Jung-Hsien

Team time outs: 1

No	Name	Total				Goals / Shots						Punishments			
		Points	Goals	Shots	%	Field	Trick Ind	Trick Team	Specialist	GK Points	P6m	SUS	RCS	RC	Exclusion
2	CHIU Yu-Ting	7	4	5	80	1 / 1	3 / 4								
4	TSAI Tzu-Hsuan	13	7	12	58	1 / 1	6 / 11								
5	HSU Li-Ping		0	1	0		0 / 1					1			
6	CHEN Ying-Ju	11	6	10	60	1 / 1	5 / 8				0 / 1				
7	DAI Shu-Hua														
9	YANG Ya-Ting	6	3	3	100		2 / 2				1 / 1				
11	CHIA Ling-Hui	3	2	4	50	1 / 1			1 / 3						
12	CHANG Ya-Wei	4	2	2	100					2 / 2					
15	CHU Chiu-En	2	1	1	100		1 / 1								
Totals		46	25	38	66	4 / 4	17 / 27		1 / 3	2 / 2	1 / 2	1			

NOR - Norway

Headcoach: ANDEASSEN Eskil Berg

Team time outs: 1

No	Name	Total				Goals / Shots						Punishments			
		Points	Goals	Shots	%	Field	Trick Ind	Trick Team	Specialist	GK Points	P6m	SUS	RCS	RC	Exclusion
1	BECK Kjersti														
3	HAUGEN Rannveig														
4	ERSEK Kamilla	8	4	6	67		4 / 6								
5	KORVALD Cathrine	20	10	12	83		8 / 10	2 / 2							
7	WELFLER Martine														
8	HAMMERSTAD Elisabeth	2	1	1	100		1 / 1					1			
9	BOLSTAD Hege														
10	KLEV Iselin Ryvoll	10	5	6	83		5 / 6								
13	KLEVSTAD Tonje	12	6	12	50		1 / 2	0 / 1	5 / 9						
Totals		52	26	37	70		19 / 25	2 / 3	5 / 9			1			

Team Comparison

	1st Period				2nd Period			
	Chinese Taipei		Norway		Chinese Taipei		Norway	
	Goals/Shots	Eff %	Goals/Shots	Eff %	Goals/Shots	Eff %	Goals/Shots	Eff %
Trick Shots Team							2 / 3	67
Trick Shots Ind.	6 / 12	50	9 / 11	82	8 / 11	73	6 / 9	67
Specialist Shots	0 / 1	0	3 / 6	50	1 / 2	50	2 / 3	67
Field Shots					3 / 3	100		
Goalkeeper Shots	2 / 2	100						
Penalty Shots	1 / 1	100			0 / 1	0		



Match No.: 3 - Court 2

Match Report

Reporte del partido

Chinese Taipei 1 vs 2 Norway

REFEREES:

Ghuloom Baqer Fadhil Ahmed (UAE)
Hassan Mohammad Ismail Salem (UAE)

1st Period: 18 - 24

2nd Period: 21 - 20

Shoot out: 7 - 8

TPE - Chinese Taipei

No	Name	Technical skills						
		Ass	Ass Spec	ST	BS	R6	P6	TF
2	CHIU Yu-Ting	1						2
4	TSAI Tzu-Hsuan			1				
5	HSU Li-Ping							1
6	CHEN Ying-Ju	1		1				
7	DAI Shu-Hua							
9	YANG Ya-Ting	1				1		2
11	CHIA Ling-Hui		9					
12	CHANG Ya-Wei							
15	CHU Chiu-En							
Team								
Totals		3	9	2		1		5

NOR - Norway

No	Name	Technical skills						
		Ass	Ass Spec	ST	BS	R6	P6	TF
1	BECK Kjersti		1					
3	HAUGEN Rannveig							
4	ERSEK Kamilla	10						2
5	KORVALD Cathrine				2		1	4
7	WELFLER Martine							
8	HAMMERSTAD Elisabeth							
9	BOLSTAD Hege							
10	KLEV Iselin Ryvoll							
13	KLEVSTAD Tonje		3					
Team								
Totals		10	4		2		1	6

Running Score

TPE - NOR

1st Period
 0 : 2 KORVALD C.
 0 : 4 ERSEK K.
 0 : 6 ERSEK K.
 YANG Y. 2 : 6
 2 : 8 KLEVSTAD T.
 2 : 10 ERSEK K.
 CHEN Y. 4 : 10
 4 : 12 KLEV I.
 4 : 14 KLEVSTAD T.
 CHANG Y. 6 : 14
 6 : 16 KLEV I.
 6 : 18 ERSEK K.
 CHEN Y. 8 : 18
 CHANG Y. 10 : 18
 10 : 20 KORVALD C.
 TSAI T. 12 : 20
 CHEN Y. 14 : 20
 14 : 22 KLEV I.
 CHIU Y. 16 : 22
 16 : 24 KLEVSTAD T.
 CHIU Y. 18 : 24

2nd Period
 0 : 2 KORVALD C.
 YANG Y. 2 : 2
 2 : 4 KORVALD C.
 2 : 6 KLEVSTAD T.
 2 : 8 KORVALD C.
 CHIA L. 4 : 8
 4 : 10 KORVALD C.
 4 : 12 KORVALD C.
 TSAI T. 6 : 12
 TSAI T. 8 : 12
 8 : 14 KLEV I.
 CHEN Y. 9 : 14
 TSAI T. 11 : 14
 CHEN Y. 13 : 14
 13 : 16 KORVALD C.
 TSAI T. 15 : 16
 15 : 18 KORVALD C.
 15 : 20 KLEVSTAD T.
 CHIU Y. 17 : 20
 CHEN Y. 19 : 20
 CHIU Y. 20 : 20
 TSAI T. 21 (GG) 20

Shoot out
 0 : 2 KLEVSTAD T.
 CHU C. 2 : 2
 2 : 4 HAMMERSTAD E.
 CHIA L. 3 : 4
 YANG Y. 5 : 4
 5 : 6 KLEV I.
 TSAI T. 7 : 6
 7 : 8 KORVALD C.






Match No.: 3 - Court 2

Match Report

Reporte del partido

LEGEND

EX	Struck out Players did not play	%	Efficiency	Ass	Assists	BS	Blocked Shots
No	Exclusion	GG	Golden Goal	GK	Goal Keeper	Ind	Individual
RC	Red Cards	P6	Penalty Fouls	P6m	6m Penalty Shoots	R6	Received 6m-Fouls
SUS	Suspension	RCS	2nd Suspension & Red Card	Spec	Specialist	ST	Steals
		TF	Technical Fouls	Trick	Trick Shots		

Timing and Results provided by  **TISSOT**



Match No.: 4 - Court 2

Start List

Lista de Salida

Australia

vs

Uruguay

REFEREES:

Chalchenko Anastasiia (UKR)

Zhosan Viktoriia (UKR)

AUS - Australia

No	Name	Height m/ft in	Weight kg/lbs	Competition Statistics							
				MP	Points	1PT	2PT	SUS	RCS	RC	EX
2	KEIGHLEY Alice Marea	1.71/5'7"	65/143	1			0/5	1			
4	CECE Leah Erin	1.72/5'8"	62/137	1							
5	SMITH Bronwyn	1.68/5'6"	63/139	1							
6	COOK Daniela Borelli	1.76/5'9"	68/150	1	8	2/3	3/7				
7	NAPIER Katherine Prudence	1.72/5'8"	72/159	1							
11	SUGGATE Christie Audrey	1.76/5'9"	66/146	1							
15	SMILJANIC Vanja	1.70/5'7"	64/141	1		0/1					
16	BOYD Rosalie Maree	1.78/5'10"	65/143	1	2		1/2				
17	BRUNSBURG Victoria Ronae	1.72/5'8"	68/150	1	3	1/2	1/2				
Headcoach: HEDBERG Nanna											

AUS played		
PR	NOR	0 - 2

URU - Uruguay

No	Name	Height m/ft in	Weight kg/lbs	Competition Statistics							
				MP	Points	1PT	2PT	SUS	RCS	RC	EX
1	ALCAIDE RAMOS Maira	1.70/5'7"	72/159	1							
5	LACHAISE ATTO Natasha	1.68/5'6"	69/152	1	3	1/1	1/3				
7	MOREIRA ORRICO Maria	1.64/5'5"	57/126	1	2		1/1	1			
8	SCHINCA GRANERO Leticia	1.68/5'6"	71/157	1	17	3/3	7/12	1			
9	RAMOS DE LEON Maria Victoria	1.83/6'0"	63/139	1	6		3/4				
10	MARROCHI ONGAY Fernanda	1.70/5'7"	74/163	1	2	2/2	0/2				
11	SUAREZ APARICION Florencia	1.75/5'9"	70/154	1							
17	ABENTE Josefina	1.65/5'5"	54/119	1							
19	CHERONE MAREGA Sofia	1.63/5'4"	62/137	1							
Headcoach: PELUFFO CESTAU Gonzalo											

URU played		
PR	TPE	0 - 2

LEGEND							
1PT	One Point	2PT	Two Points	EX	Exclusion	MP	Matches Played
No	Shirt Number	PR	Preliminary Round	RC	Red Cards	RCS	2nd Suspension & Red Card
SUS	Suspension						





Match No.: 4 - Court 2

Match Report

Reporte del partido

Australia 0 vs 2 Uruguay

REFEREES:

Chalcenko Anastasiia (UKR)
Zhosan Viktoriia (UKR)

1st Period: 4 - 14

2nd Period: 3 - 12

AUS - Australia

Headcoach: HEDBERG Nanna

Team time outs: 2

No	Name	Total				Goals / Shots						Punishments			
		Points	Goals	Shots	%	Field	Trick Ind	Trick Team	Specialist	GK Points	P6m	SUS	RCS	RC	Exclusion
2	KEIGHLEY Alice Marea	2	1	4	25		1 / 4								
4	CECE Leah Erin	2	1	1	100			1 / 1							
5	SMITH Bronwyn														
6	COOK Daniela Borelli		0	4	0		0 / 3	0 / 1							
7	NAPIER Katherine Prudence														
11	SUGGATE Christie Audrey														
15	SMILJANIC Vanja	1	1	4	25	1 / 1	0 / 2		0 / 1						
16	BOYD Rosalie Maree		0	1	0				0 / 1						
17	BRUNSBURG Victoria Ronae	2	1	3	33		0 / 1	1 / 1	0 / 1						
Totals		7	4	17	24	1 / 1	1 / 10	2 / 3	0 / 3						

URU - Uruguay

Headcoach: PELUFFO CESTAU Gonzalo

No	Name	Total				Goals / Shots						Punishments			
		Points	Goals	Shots	%	Field	Trick Ind	Trick Team	Specialist	GK Points	P6m	SUS	RCS	RC	Exclusion
1	ALCAIDE RAMOS Maira														
5	LACHAISE ATTO Natasha	6	4	5	80	2 / 2		2 / 3							
7	MOREIRA ORRICO Maria	6	3	3	100				3 / 3						
8	SCHINCA GRANERO Leticia	6	4	9	44	2 / 2	1 / 3	0 / 3			1 / 1				
9	RAMOS DE LEON Maria Victoria	6	3	6	50		1 / 2	2 / 4							
10	MARROCHI ONGAY Fernanda	1	1	1	100	1 / 1									
11	SUAREZ APARICION Florencia														
17	ABENTE Josefina														
19	CHERONE MAREGA Sofia	1	1	1	100	1 / 1									
Totals		26	16	25	64	6 / 6	2 / 5	4 / 10	3 / 3		1 / 1				

Team Comparison

	1st Period				2nd Period			
	Australia		Uruguay		Australia		Uruguay	
	Goals/Shots	Eff %	Goals/Shots	Eff %	Goals/Shots	Eff %	Goals/Shots	Eff %
Trick Shots Team	1 / 1	100	3 / 4	75	1 / 2	50	1 / 6	17
Trick Shots Ind.	1 / 5	20	1 / 3	33	0 / 5	0	1 / 2	50
Specialist Shots	0 / 2	0	2 / 2	100	0 / 1	0	1 / 1	100
Field Shots			2 / 2	100	1 / 1	100	4 / 4	100
Goalkeeper Shots								
Penalty Shots							1 / 1	100



Match No.: 4 - Court 2

Match Report

Reporte del partido

Australia 0 vs 2 Uruguay

REFEREES:

Chalcenko Anastasiia (UKR)
Zhosan Viktoriia (UKR)

1st Period: 4 - 14
2nd Period: 3 - 12

AUS - Australia

No	Name	Technical skills						
		Ass	Ass Spec	ST	BS	R6	P6	TF
2	KEIGHLEY Alice Marea							2
4	CECE Leah Erin							
5	SMITH Bronwyn							
6	COOK Daniela Borelli							2
7	NAPIER Katherine Prudence						1	
11	SUGGATE Christie Audrey							
15	SMILJANIC Vanja							3
16	BOYD Rosalie Maree							
17	BRUNSBURG Victoria Ronae							2
Team								
Totals							1	9

Running Score

AUS - URU

1st Period

0 : 2	MOREIRA ORRICO M.
0 : 4	RAMOS DE LEON M.
2 : 4	KEIGHLEY A.
2 : 5	LACHAISE ATTO N.
2 : 7	RAMOS DE LEON M.
2 : 8	SCHINCA GRANERO L.
2 : 10	LACHAISE ATTO N.
2 : 12	RAMOS DE LEON M.
2 : 14	MOREIRA ORRICO M.
4 : 14	CECE L.

2nd Period

0 : 1	SCHINCA GRANERO L.
1 : 1	SMILJANIC V.
1 : 3	LACHAISE ATTO N.
1 : 5	SCHINCA GRANERO L.
1 : 6	LACHAISE ATTO N.
1 : 8	SCHINCA GRANERO L.
1 : 9	MARROCHI ONGAY F.
3 : 9	BRUNSBURG V.
3 : 11	MOREIRA ORRICO M.
3 : 12	CHERONE MAREGA S.

URU - Uruguay

No	Name	Technical skills						
		Ass	Ass Spec	ST	BS	R6	P6	TF
1	ALCAIDE RAMOS Maira							
5	LACHAISE ATTO Natasha	1			1			
7	MOREIRA ORRICO Maria		6			1		3
8	SCHINCA GRANERO Leticia				2			1
9	RAMOS DE LEON Maria Victoria							1
10	MARROCHI ONGAY Fernanda							
11	SUAREZ APARICION Florencia							
17	ABENTE Josefina							1
19	CHERONE MAREGA Sofia			1				1
Team								
Totals		1	6	1	3	1		7

LEGEND

EX	Struck out Players did not play	%	Efficiency	Ass	Assists	BS	Blocked Shots
No	Exclusion	GG	Golden Goal	GK	Goal Keeper	Ind	Individual
RC	Shirt Number	P6	Penalty Fouls	P6m	6m Penalty Shoots	R6	Received 6m-Fouls
SUS	Red Cards	RCS	2nd Suspension & Red Card	Spec	Specialist	ST	Steals
	Suspension	TF	Technical Fouls	Trick	Trick Shots		





Cañaveralejo Bullfighting Ring
Plaza De Toros Cañaveralejo

The World Games
2013 CALI
Fair Play To The Planet

SAT 3 AUG 2013
9:30

Beach Handball

Balonmano de Playa

Women

Femenino

Preliminaries - Group A

Ronda Preliminar - Grupo A



Match No.: 5 - Court 1

Start List

Lista de Salida

Norway

vs

Uruguay

REFEREES:

Markvoort Jeanette (NED)

Perez Dominguez Vanesa (ESP)

NOR - Norway

No	Name	Height m/ft in	Weight kg/lbs	Competition Statistics							
				MP	Points	1PT	2PT	SUS	RCS	RC	EX
1	BECK Kjersti			2	2		1/1				
3	HAUGEN Rannveig			2							
4	ERSEK Kamilla			2	20		10/13				
5	KORVALD Cathrine			2	26		13/17	1			
7	WELFLER Martine			2		0/1					
8	HAMMERSTAD Elisabeth			2	4		2/2	1			
9	BOLSTAD Hege			2							
10	KLEV Iselin Ryvoll			2	22		11/14				
13	KLEVSTAD Tonje			2	13	1/1	6/15				
Headcoach: ANDEASSEN Eskil Berg											

NOR played		
PR	AUS	2 - 0
PR	TPE	2 - 1

URU - Uruguay

No	Name	Height m/ft in	Weight kg/lbs	Competition Statistics							
				MP	Points	1PT	2PT	SUS	RCS	RC	EX
1	ALCAIDE RAMOS Maira	1.70/5'7"	72/159	2							
5	LACHAISE ATTO Natasha	1.68/5'6"	69/152	2	9	3/3	3/6				
7	MOREIRA ORRICO Maria	1.64/5'5"	57/126	2	8		4/4	1			
8	SCHINCA GRANERO Leticia	1.68/5'6"	71/157	2	23	5/5	9/19	1			
9	RAMOS DE LEON Maria Victoria	1.83/6'0"	63/139	2	12		6/10				
10	MARROCHI ONGAY Fernanda	1.70/5'7"	74/163	2	3	3/3	0/2				
11	SUAREZ APARICION Florencia	1.75/5'9"	70/154	2							
17	ABENTE Josefina	1.65/5'5"	54/119	2							
19	CHERONE MAREGA Sofia	1.63/5'4"	62/137	2	1	1/1					
Headcoach: PELUFFO CESTAU Gonzalo											

URU played		
PR	TPE	0 - 2
PR	AUS	2 - 0

LEGEND

1PT	One Point	2PT	Two Points	EX	Exclusion	MP	Matches Played
No	Shirt Number	PR	Preliminary Round	RC	Red Cards	RCS	2nd Suspension & Red Card
SUS	Suspension						

Timing and Results provided by TISSOT





Match No.: 5 - Court 1

Match Report

Reporte del partido

Norway 2 vs 0 Uruguay

REFEREES:

Markvoort Jeanette (NED)
Perez Dominguez Vanesa (ESP)

1st Period: 10 - 9
2nd Period: 19 - 10

NOR - Norway

Headcoach: ANDEASSEN Eskil Berg

Team time outs: 1

No	Name	Total				Goals / Shots						Punishments			
		Points	Goals	Shots	%	Field	Trick Ind	Trick Team	Specialist	GK Points	P6m	SUS	RCS	RC	Exclusion
1	BECK Kjersti														
3	HAUGEN Rannveig											1			
4	ERSEK Kamilla	10	5	8	63		2 / 4				3 / 4				
5	KORVALD Cathrine	8	4	7	57		3 / 6				1 / 1				
7	WELFLER Martine														
8	HAMMERSTAD Elisabeth	2	1	2	50				1 / 2						
9	BOLSTAD Hege														
10	KLEV Iselin Ryvoll	5	3	6	50	1 / 1	2 / 5								
13	KLEVSTAD Tonje	4	2	5	40				2 / 5						
Totals		29	15	28	54	1 / 1	7 / 15		3 / 7		4 / 5	1			

URU - Uruguay

Headcoach: PELUFFO CESTAU Gonzalo

Team time outs: 1

No	Name	Total				Goals / Shots						Punishments			
		Points	Goals	Shots	%	Field	Trick Ind	Trick Team	Specialist	GK Points	P6m	SUS	RCS	RC	Exclusion
1	ALCAIDE RAMOS Maira														
5	LACHAISE ATTO Natasha	4	2	6	33		2 / 5	0 / 1				1			
7	MOREIRA ORRICO Maria	4	2	5	40				2 / 5						
8	SCHINCA GRANERO Leticia	9	5	13	38	1 / 3	2 / 7	0 / 1			2 / 2	1			
9	RAMOS DE LEON Maria Victoria	2	1	2	50		0 / 1	1 / 1				1			
10	MARROCHI ONGAY Fernanda														
11	SUAREZ APARICION Florencia														
17	ABENTE Josefina														
19	CHERONE MAREGA Sofia														
Totals		19	10	26	38	1 / 3	4 / 13	1 / 3	2 / 5		2 / 2	3			

Team Comparison

	1st Period				2nd Period			
	Norway		Uruguay		Norway		Uruguay	
	Goals/Shots	Eff %	Goals/Shots	Eff %	Goals/Shots	Eff %	Goals/Shots	Eff %
Trick Shots Team			1 / 2	50			0 / 1	0
Trick Shots Ind.	1 / 7	14	0 / 5	0	6 / 8	75	4 / 8	50
Specialist Shots	2 / 4	50	1 / 2	50	1 / 3	33	1 / 3	33
Field Shots			1 / 3	33	1 / 1	100		
Goalkeeper Shots								
Penalty Shots	2 / 2	100	2 / 2	100	2 / 3	67		



Match No.: 5 - Court 1

Match Report

Reporte del partido

Norway 2 vs 0 Uruguay

REFEREES:

Markvoort Jeanette (NED)

Perez Dominguez Vanesa (ESP)

1st Period: 10 - 9

2nd Period: 19 - 10

NOR - Norway

No	Name	Technical skills						
		Ass	Ass Spec	ST	BS	R6	P6	TF
1	BECK Kjersti							
3	HAUGEN Rannveig				1		1	
4	ERSEK Kamilla	2						1
5	KORVALD Cathrine					3		1
7	WELFLER Martine							
8	HAMMERSTAD Elisabeth					2	1	1
9	BOLSTAD Hege							
10	KLEV Iselin Ryvoll	2						1
13	KLEVSTAD Tonje		2	1				3
Team								
Totals		4	2	1	1	5	2	7

Running Score

NOR - URU

1st Period

KLEVSTAD T.	2 : 0	
	2 : 2	SCHINCA GRANERO L.
ERSEK K.	4 : 2	
	4 : 4	SCHINCA GRANERO L.
	4 : 6	RAMOS DE LEON M.
ERSEK K.	6 : 6	
	6 : 7	SCHINCA GRANERO L.
ERSEK K.	8 : 7	
	8 : 9	MOREIRA ORRICO M.
HAMMERSTAD E.	10 : 9	

2nd Period

ERSEK K.	2 : 0	
KLEV I.	4 : 0	
KORVALD C.	6 : 0	
	6 : 2	SCHINCA GRANERO L.
KLEV I.	7 : 2	
	7 : 4	MOREIRA ORRICO M.
KLEV I.	9 : 4	
	9 : 6	LACHAISE ATTO N.
ERSEK K.	11 : 6	
KLEVSTAD T.	13 : 6	
KORVALD C.	15 : 6	
KORVALD C.	17 : 6	
	17 : 8	LACHAISE ATTO N.
KORVALD C.	19 : 8	
	19 : 10	SCHINCA GRANERO L.

URU - Uruguay

No	Name	Technical skills						
		Ass	Ass Spec	ST	BS	R6	P6	TF
1	ALCAIDE RAMOS Maira							
5	LACHAISE ATTO Natasha						2	1
7	MOREIRA ORRICO Maria					1		2
8	SCHINCA GRANERO Leticia	1				1	1	2
9	RAMOS DE LEON Maria Victoria							3
10	MARROCHI ONGAY Fernanda			1			3	
11	SUAREZ APARICION Florencia							
17	ABENTE Josefina							
19	CHERONE MAREGA Sofia							
Team								
Totals		1		1		2	6	8

LEGEND

EX	Struck out Players did not play	%	Efficiency	Ass	Assists	BS	Blocked Shots
No	Exclusion	GG	Golden Goal	GK	Goal Keeper	Ind	Individual
RC	Shirt Number	P6	Penalty Fouls	P6m	6m Penalty Shoots	R6	Received 6m-Fouls
SUS	Red Cards	RCS	2nd Suspension & Red Card	Spec	Specialist	ST	Steals
	Suspension	TF	Technical Fouls	Trick	Trick Shots		





Cañaveralejo Bullfighting Ring
Plaza De Toros Cañaveralejo

The World Games
2013 CALI
Fair Play To The Planet

SAT 3 AUG 2013
9:30

Beach Handball
Balonmano de Playa

Women
Femenino

Preliminaries - Group A
Ronda Preliminar - Grupo A



Match No.: 6 - Court 2

Start List
Lista de Salida

Australia vs **Chinese Taipei**

REFEREES:

dos Santos Sydney Antonio (BRA)
Oliveira Wanderson Robson (BRA)

AUS - Australia

No	Name	Height m/ft in	Weight kg/lbs	Competition Statistics							
				MP	Points	1PT	2PT	SUS	RCS	RC	EX
2	KEIGHLEY Alice Marea	1.71/5'7"	65/143	2	2		1/9	1			
4	CECE Leah Erin	1.72/5'8"	62/137	2	2		1/1				
5	SMITH Bronwyn	1.68/5'6"	63/139	2							
6	COOK Daniela Borelli	1.76/5'9"	68/150	2	8	2/3	3/11				
7	NAPIER Katherine Prudence	1.72/5'8"	72/159	2							
11	SUGGATE Christie Audrey	1.76/5'9"	66/146	2							
15	SMILJANIC Vanja	1.70/5'7"	64/141	2	1	1/2	0/3				
16	BOYD Rosalie Maree	1.78/5'10"	65/143	2	2		1/3				
17	BRUNSBURG Victoria Ronae	1.72/5'8"	68/150	2	5	1/2	2/5				
Headcoach: HEDBERG Nanna											

AUS played		
PR	NOR	0 - 2
PR	URU	0 - 2

TPE - Chinese Taipei

No	Name	Height m/ft in	Weight kg/lbs	Competition Statistics							
				MP	Points	1PT	2PT	SUS	RCS	RC	EX
2	CHIU Yu-Ting	1.70/5'7"	63/139	2	9	3/3	3/5				
4	TSAI Tzu-Hsuan	1.64/5'5"	59/130	2	15	3/3	6/12				
5	HSU Li-Ping	1.68/5'6"	60/132	2			0/1	1			
6	CHEN Ying-Ju	1.66/5'5"	56/123	2	19	3/3	8/16	1			
7	DAI Shu-Hua	1.59/5'3"	48/106	2							
9	YANG Ya-Ting	1.61/5'3"	59/130	2	16		8/8				
11	CHIA Ling-Hui	1.66/5'5"	53/117	2	11	1/1	5/9				
12	CHANG Ya-Wei	1.79/5'10"	75/165	2	8		4/5				
15	CHU Chiu-En	1.71/5'7"	62/137	2	2		1/1	1			
Headcoach: CHANG Jung-Hsien											

TPE played		
PR	URU	2 - 0
PR	NOR	1 - 2

LEGEND							
1PT	One Point	2PT	Two Points	EX	Exclusion	MP	Matches Played
No	Shirt Number	PR	Preliminary Round	RC	Red Cards	RCS	2nd Suspension & Red Card
SUS	Suspension						

Timing and Results provided by TISSOT





Match No.: 6 - Court 2

Match Report

Reporte del partido

Australia 2 vs 1 Chinese Taipei

REFEREES:

dos Santos Sydney Antonio (BRA)
Oliveira Wanderson Robson (BRA)

1st Period: 12 - 10

2nd Period: 20 - 21

Shoot out: 8 - 5

AUS - Australia

Headcoach: HEDBERG Nanna

Team time outs: 2

No	Name	Total				Goals / Shots						Punishments			
		Points	Goals	Shots	%	Field	Trick Ind	Trick Team	Specialist	GK Points	P6m	SUS	RCS	RC	Exclusion
2	KEIGHLEY Alice Marea														
4	CECE Leah Erin	6	3	5	60		3 / 5					1			
5	SMITH Bronwyn											1			
6	COOK Daniela Borelli	14	8	10	80	2 / 2	4 / 6				2 / 2				
7	NAPIER Katherine Prudence														
11	SUGGATE Christie Audrey														
15	SMILJANIC Vanja	12	6	8	75		4 / 6	2 / 2				1			
16	BOYD Rosalie Maree	4	2	5	40		1 / 1		1 / 4						
17	BRUNSBURG Victoria Ronae	4	2	8	25				2 / 8						
Totals		40	21	36	58	2 / 2	12 / 18	2 / 2	3 / 12		2 / 2	3			

TPE - Chinese Taipei

Headcoach: CHANG Jung-Hsien

No	Name	Total				Goals / Shots						Punishments			
		Points	Goals	Shots	%	Field	Trick Ind	Trick Team	Specialist	GK Points	P6m	SUS	RCS	RC	Exclusion
2	CHIU Yu-Ting	1	1	1	100	1 / 1						1			
4	TSAI Tzu-Hsuan	4	3	8	38	2 / 2	1 / 5				0 / 1	1			
5	HSU Li-Ping											1	1		
6	CHEN Ying-Ju	9	5	9	56	1 / 1	3 / 5	1 / 1		0 / 1	0 / 1	1			
7	DAI Shu-Hua														
9	YANG Ya-Ting	8	4	7	57		3 / 5				1 / 2				
11	CHIA Ling-Hui	8	4	7	57		2 / 2		2 / 5						
12	CHANG Ya-Wei	4	2	4	50					2 / 4					
15	CHU Chiu-En	2	2	3	67	2 / 2	0 / 1								
Totals		36	21	39	54	6 / 6	9 / 18	1 / 1	2 / 5	2 / 5	1 / 4	4	1		

Team Comparison

	1st Period				2nd Period			
	Australia		Chinese Taipei		Australia		Chinese Taipei	
	Goals/Shots	Eff %	Goals/Shots	Eff %	Goals/Shots	Eff %	Goals/Shots	Eff %
Trick Shots Team	1 / 1	100			1 / 1	100	1 / 1	100
Trick Shots Ind.	2 / 7	29	2 / 9	22	6 / 7	86	5 / 6	83
Specialist Shots	0 / 3	0	0 / 2	0	3 / 9	33	2 / 3	67
Field Shots	2 / 2	100	2 / 2	100			3 / 3	100
Goalkeeper Shots			1 / 2	50			1 / 2	50
Penalty Shots	2 / 2	100	1 / 3	33			0 / 1	0





Match No.: 6 - Court 2

Match Report

Reporte del partido

Australia 2 vs 1 Chinese Taipei

REFEREES:

dos Santos Sydney Antonio (BRA)
Oliveira Wanderson Robson (BRA)

1st Period: 12 - 10

2nd Period: 20 - 21

Shoot out: 8 - 5

AUS - Australia

No	Name	Technical skills						
		Ass	Ass Spec	ST	BS	R6	P6	TF
2	KEIGHLEY Alice Marea							
4	CECE Leah Erin	1				1		
5	SMITH Bronwyn	1					2	
6	COOK Daniela Borelli				1	1	1	2
7	NAPIER Katherine Prudence						1	
11	SUGGATE Christie Audrey			1				
15	SMILJANIC Vanja	3	1					2
16	BOYD Rosalie Maree		2					1
17	BRUNSBURG Victoria Ronae	1	2					2
Team								
Totals		6	5	1	1	2	4	7

TPE - Chinese Taipei

No	Name	Technical skills						
		Ass	Ass Spec	ST	BS	R6	P6	TF
2	CHIU Yu-Ting				1			1
4	TSAI Tzu-Hsuan	2						
5	HSU Li-Ping						1	
6	CHEN Ying-Ju	1				2		1
7	DAI Shu-Hua							
9	YANG Ya-Ting	1				1		3
11	CHIA Ling-Hui		3			1		1
12	CHANG Ya-Wei							
15	CHU Chiu-En						1	
Team								
Totals		4	3		1	4	2	6

Running Score

AUS - TPE

1st Period

COOK D.	1 : 0	
	1 : 2	YANG Y.
	1 : 4	YANG Y.
COOK D.	3 : 4	
	3 : 6	CHANG Y.
COOK D.	5 : 6	
	5 : 8	CHEN Y.
SMILJANIC V.	7 : 8	
COOK D.	9 : 8	
COOK D.	10 : 8	
CECE L.	12 : 8	
	12 : 9	CHIU Y.
	12 : 10	TSAI T.

2nd Period

	0 : 2	YANG Y.
CECE L.	2 : 2	
	2 : 4	CHEN Y.
	2 : 6	YANG Y.
COOK D.	4 : 6	
	4 : 7	TSAI T.
SMILJANIC V.	6 : 7	
COOK D.	8 : 7	
	8 : 9	CHIA L.
BOYD R.	10 : 9	
	10 : 11	CHIA L.
	10 : 13	CHIA L.
BRUNSBURG V.	12 : 13	
	12 : 15	CHANG Y.
SMILJANIC V.	14 : 15	
	14 : 16	CHEN Y.
SMILJANIC V.	16 : 16	
	16 : 18	CHEN Y.
SMILJANIC V.	18 : 18	
	18 : 20	CHEN Y.
BRUNSBURG V.	20 : 20	
	20 (GG) 21	CHU C.

Shoot out

COOK D.	2 : 0	
	2 : 1	CHU C.
CECE L.	4 : 1	
	4 : 3	CHIA L.
BOYD R.	6 : 3	
	6 : 5	TSAI T.
SMILJANIC V.	8 : 5	

LEGEND			
EX	Struck out Players did not play	%	Efficiency
No	Exclusion	GG	Golden Goal
RC	Shirt Number	P6	Penalty Fouls
SUS	Red Cards	RCS	2nd Suspension & Red Card
	Suspension	TF	Technical Fouls
		Ass	Assists
		GK	Goal Keeper
		P6m	6m Penalty Shoots
		Spec	Specialist
		Trick	Trick Shots
		BS	Blocked Shots
		Ind	Individual
		R6	Received 6m-Fouls
		ST	Steals



RESULTBOOK

BEACH HANDBALL

Women's Preliminary Round Group B



The World Games
2013 CALI
Fair Play To The Planet



A STAR ALLIANCE MEMBER



ti mano amiga





Match No.: 7 - Court 1

Start List

Lista de Salida

Brazil vs Colombia

REFEREES:

S H Al-Hail Khalid Mohammed (QAT)

A A Alyafei Ali Mohamed (QAT)

BRA - Brazil

No	Name	Height m/ft in	Weight kg/lbs	Competition Statistics							
				MP	Points	1PT	2PT	SUS	RCS	RC	EX
1	FERREIRA DIAS Jerusa			2	12		6/7				
2	SOUZA GUEDES Nathalie			2	17	1/1	8/11				
3	RAMOS DE SOUZA Camila			2	18	2/2	8/12				
4	DOS ANJOS ALENCAR Millena			2	18		9/10				
5	SCHEPPA Patricia			2	5	1/2	2/6				
6	SANTIAGO Renata			2	2		1/3				
8	SILVA SOARES Darlene			2			0/1	1			
9	PIQUET Cinthya			2	4		2/5				
10	ROBERTA ANNES Priscilla			2			0/1	1			
Headcoach: MARQUES Rossana											

BRA played		
PR	HUN	2 - 1
PR	TUN	2 - 0

COL - Colombia

No	Name	Height m/ft in	Weight kg/lbs	Competition Statistics							
				MP	Points	1PT	2PT	SUS	RCS	RC	EX
1	PINEDA CARDENAS Luisa	1.68/5'6"	65/143	2	2		1/2				
2	RODRIGUEZ Sandra	1.60/5'3"	50/110	2				2			
3	PEREZ MONTES Maria Isabel	1.70/5'7"	65/143	2	19	1/2	9/17				
5	RAMIREZ PORTILLO Dora	1.61/5'3"	50/110	2							
6	RODRIGUEZ ARAGON Carmen	1.70/5'7"	65/143	2						1	
7	RODRIGUEZ BUCHELI Maria	1.68/5'6"	58/128	2	4	2/4	1/5				
8	ESTRADA CATANO Susana	1.68/5'6"	60/132	2	11	1/1	5/12				
10	MAZO GARGES Deisy Veronica	1.70/5'7"	60/132	2	8	2/3	3/10				
12	SIN GUTIERREZ Laura Andrea	1.66/5'5"	55/121	2							
Headcoach: REBOLLEDO Edwin											

COL played		
PR	TUN	2 - 0
PR	HUN	0 - 2

LEGEND							
1PT	One Point	2PT	Two Points	EX	Exclusion	MP	Matches Played
No	Shirt Number	PR	Preliminary Round	RC	Red Cards	RCS	2nd Suspension & Red Card
SUS	Suspension						





Match No.: 7 - Court 1

Match Report

Reporte del partido

Brazil 2 vs 0 Colombia

REFEREES:

S H Al-Hail Khalid Mohammed (QAT)

A A Alyafei Ali Mohamed (QAT)

1st Period: 16 - 8

2nd Period: 20 - 11

BRA - Brazil

Headcoach: MARQUES Rossana

No	Name	Total				Goals / Shots						Punishments			
		Points	Goals	Shots	%	Field	Trick Ind	Trick Team	Specialist	GK Points	P6m	SUS	RCS	RC	Exclusion
1	FERREIRA DIAS Jerusa		0	1	0					0 / 1					
2	SOUZA GUEDES Nathalie	6	3	5	60			3 / 5							
3	RAMOS DE SOUZA Camila	8	4	4	100		3 / 3		1 / 1						
4	DOS ANJOS ALENCAR Millena	4	2	3	67		1 / 1	1 / 2				1			
5	SCHEPPA Patricia	6	3	4	75			1 / 1	2 / 3						
6	SANTIAGO Renata	2	1	2	50		1 / 2					1			
8	SILVA SOARES Darlene														
9	PIQUET Cinthya	10	5	5	100		1 / 1	2 / 2			2 / 2				
10	ROBERTA ANNES Priscilla														
Totals		36	18	24	75		6 / 7	7 / 10	3 / 4	0 / 1	2 / 2	2			

COL - Colombia

Headcoach: LEON RODRIGUEZ Humberto

Team time outs: 2

No	Name	Total				Goals / Shots						Punishments			
		Points	Goals	Shots	%	Field	Trick Ind	Trick Team	Specialist	GK Points	P6m	SUS	RCS	RC	Exclusion
1	PINEDA CARDENAS Luisa														
2	RODRIGUEZ Sandra	1	1	3	33	1 / 1	0 / 1	0 / 1							
3	PEREZ MONTES Maria Isabel	8	4	7	57		3 / 5				1 / 2				
5	RAMIREZ PORTILLO Dora														
6	RODRIGUEZ ARAGON Carmen											1			
7	RODRIGUEZ BUCHELI Maria		0	4	0	0 / 2	0 / 2								
8	ESTRADA CATANO Susana	10	5	9	56				5 / 9						
10	MAZO GARCES Deisy Veronica		0	4	0	0 / 2	0 / 1		0 / 1			1			
12	SIN GUTIERREZ Laura Andrea														
Totals		19	10	27	37	1 / 5	3 / 9	0 / 1	5 / 10		1 / 2	2			

Team Comparison

	1st Period				2nd Period			
	Brazil		Colombia		Brazil		Colombia	
	Goals/Shots	Eff %	Goals/Shots	Eff %	Goals/Shots	Eff %	Goals/Shots	Eff %
Trick Shots Team	5 / 7	71			2 / 3	67	0 / 1	0
Trick Shots Ind.	1 / 1	100	2 / 5	40	5 / 6	83	1 / 4	25
Specialist Shots	1 / 1	100	2 / 3	67	2 / 3	67	3 / 7	43
Field Shots			0 / 3	0			1 / 2	50
Goalkeeper Shots	0 / 1	0						
Penalty Shots	1 / 1	100			1 / 1	100	1 / 2	50



Match No.: 7 - Court 1

Match Report

Reporte del partido

Brazil 2 vs 0 Colombia

REFEREES:

S H Al-Hail Khalid Mohammed (QAT)

A A Alyafei Ali Mohamed (QAT)

1st Period: 16 - 8

2nd Period: 20 - 11

BRA - Brazil

No	Name	Technical skills						
		Ass	Ass Spec	ST	BS	R6	P6	TF
1	FERREIRA DIAS Jerusa							
2	SOUZA GUEDES Nathalie	2						3
3	RAMOS DE SOUZA Camila	1	4			1		1
4	DOS ANJOS ALENCAR Millena							2
5	SCHEPPA Patricia	1		1	2	1		2
6	SANTIAGO Renata						1	
8	SILVA SOARES Darlene							
9	PIQUET Cinthya	2						1
10	ROBERTA ANNES Priscilla							1
Team								
Totals		6	4	1	2	2	1	10

COL - Colombia

No	Name	Technical skills						
		Ass	Ass Spec	ST	BS	R6	P6	TF
1	PINEDA CARDENAS Luisa							
2	RODRIGUEZ Sandra	1					1	1
3	PEREZ MONTES Maria Isabel	2				1		3
5	RAMIREZ PORTILLO Dora							
6	RODRIGUEZ ARAGON Carmen							
7	RODRIGUEZ BUCHELI Maria	1						1
8	ESTRADA CATANO Susana	1						2
10	MAZO GARCES Deisy Veronica	4					1	2
12	SIN GUTIERREZ Laura Andrea							
Team								
Totals		9				1	2	9

Running Score

BRA - COL

1st Period

DOS ANJOS ALENCAR M.	2	: 0	
DOS ANJOS ALENCAR M.	4	: 2	PEREZ MONTES M.
SOUZA GUEDES N.	6	: 2	
SOUZA GUEDES N.	8	: 2	
	8	: 4	ESTRADA CATANO S.
RAMOS DE SOUZA C.	10	: 4	
SOUZA GUEDES N.	12	: 4	
	12	: 6	PEREZ MONTES M.
PIQUET C.	14	: 6	
SCHEPPA P.	16	: 6	
	16	: 8	ESTRADA CATANO S.

2nd Period

RAMOS DE SOUZA C.	2	: 0	
	2	: 2	PEREZ MONTES M.
PIQUET C.	4	: 2	
	4	: 4	PEREZ MONTES M.
RAMOS DE SOUZA C.	6	: 4	
PIQUET C.	8	: 4	
PIQUET C.	10	: 4	
	10	: 6	ESTRADA CATANO S.
	10	: 7	RODRIGUEZ S.
RAMOS DE SOUZA C.	12	: 7	
	12	: 9	ESTRADA CATANO S.
SCHEPPA P.	14	: 9	
SCHEPPA P.	16	: 9	
PIQUET C.	18	: 9	
	18	: 11	ESTRADA CATANO S.
SANTIAGO R.	20	: 11	

LEGEND

EX	Struck out Players did not play	%	Efficiency	Ass	Assists	BS	Blocked Shots
No	Exclusion	GG	Golden Goal	GK	Goal Keeper	Ind	Individual
RC	Shirt Number	P6	Penalty Fouls	P6m	6m Penalty Shoots	R6	Received 6m-Fouls
SUS	Red Cards	RCS	2nd Suspension & Red Card	Spec	Specialist	ST	Steals
	Suspension	TF	Technical Fouls	Trick	Trick Shots		





Match No.: 8 - Court 2

Start List
Lista de Salida

Hungary vs Tunisia

REFEREES:

Martinez Isola Pablo Gaston (URU)
Monico Ottado Luis Alberto (URU)

HUN - Hungary

No	Name	Height m/ft in	Weight kg/lbs	Competition Statistics							
				MP	Points	1PT	2PT	SUS	RCS	RC	EX
4	ZSIGMOND Adrienn	1.71/5'7"	67/148	2				1			
7	KORŐSINÉ SIDÓ Krisztina	1.68/5'6"	60/132	2	8	0/1	4/7				
8	TÓTH Emese Szilvia	1.80/5'11"	68/150	2	2		1/1				
9	GYORI Ágnes	1.73/5'8"	63/139	2	2		1/2				
10	GRÓZ Kitti Elizabet	1.73/5'8"	62/137	2	15	3/3	6/11				
11	HAJDU Ágnes	1.73/5'8"	62/137	2	4	2/3	1/5				
14	FEKETE Bozsana	1.68/5'6"	65/143	2	8	4/5	2/6				
21	KRETZ Fruzsina	1.73/5'8"	63/139	2	9	3/3	3/6				
92	KÓKAI Ágnes	1.72/5'8"	70/154	2							
Headcoach: GROZ Janos											

HUN played		
PR	BRA	1 - 2
PR	COL	2 - 0

TUN - Tunisia

No	Name	Height m/ft in	Weight kg/lbs	Competition Statistics							
				MP	Points	1PT	2PT	SUS	RCS	RC	EX
3	JLEZI Mouna			2	7	5/6	1/6	1			
5	JEEMMALI Ameni			2	5	3/6	1/3				
6	CHOUCHAINE Awatef			2	1	1/1	0/1				
7	MOSBANI Amira			2	9	9/15	0/3	2			
8	AMERI Safa			2				2			
9	FADLOUN Sinda			2	5	1/2	2/8				
10	AJROUD Ines			2			0/1				
Headcoach: MNASSAR Mohamed Habib											

TUN played		
PR	COL	0 - 2
PR	BRA	0 - 2

LEGEND							
1PT	One Point	2PT	Two Points	EX	Exclusion	MP	Matches Played
No	Shirt Number	PR	Preliminary Round	RC	Red Cards	RCS	2nd Suspension & Red Card
SUS	Suspension						





Cañaveralejo Bullfighting Ring
Plaza De Toros Cañaveralejo

The World Games
2013 CALI
Fair Play To The Planet

SAT 3 AUG 2013
10:25

Beach Handball

Balonmano de Playa

Women

Femenino

Preliminaries - Group B

Ronda Preliminar - Grupo B



Match No.: 8 - Court 2

Match Report

Reporte del partido

Hungary 2 vs 0 Tunisia

REFEREES:

Martinez Isola Pablo Gaston (URU)
Monico Ottado Luis Alberto (URU)

1st Period: 24 - 9

2nd Period: 16 - 4

HUN - Hungary

Headcoach: GROZ Janos

No	Name	Total				Goals / Shots						Punishments			
		Points	Goals	Shots	%	Field	Trick Ind	Trick Team	Specialist	GK Points	P6m	SUS	RCS	RC	Exclusion
4	ZSIGMOND Adrienn														
7	KORÖSINÉ SIDO Krisztina														
8	TOTH Emese Szilvia	4	2	4	50				2 / 4						
9	GYORI Agnes		0	1	0					0 / 1					
10	GROZ Kitti Elizabet	10	5	7	71		1 / 1		3 / 5		1 / 1				
11	HAJDU Agnes	10	5	8	63		3 / 5	2 / 3							
14	FEKETE Bozsana	10	5	6	83		4 / 5				1 / 1				
21	KRETZ Fruzsina	6	3	5	60		3 / 4				0 / 1				
92	KOKAI Agnes														
Totals		40	20	31	65		11 / 15	2 / 3	5 / 9	0 / 1	2 / 3				

TUN - Tunisia

Headcoach: MNASSAR Mohamed Habib

Team time outs: 2

No	Name	Total				Goals / Shots						Punishments			
		Points	Goals	Shots	%	Field	Trick Ind	Trick Team	Specialist	GK Points	P6m	SUS	RCS	RC	Exclusion
3	JLEZI Mouna	2	2	7	29	2 / 7									
5	JEEMMALI Ameni		0	4	0	0 / 2	0 / 1	0 / 1							
6	CHOUCHAINÉ Awatef	1	1	2	50	1 / 1	0 / 1								
7	MOSBANI Amira	6	6	9	67	6 / 7			0 / 2						
8	AMERI Safa														1
9	FADLOUN Sinda	4	3	5	60	2 / 3	0 / 1				1 / 1				
10	AJROUD Ines														
Totals		13	12	27	44	11 / 20	0 / 3	0 / 1	0 / 2		1 / 1				1

Team Comparison

	1st Period				2nd Period			
	Hungary		Tunisia		Hungary		Tunisia	
	Goals/Shots	Eff %	Goals/Shots	Eff %	Goals/Shots	Eff %	Goals/Shots	Eff %
Trick Shots Team	0 / 1	0	0 / 1	0	2 / 2	100		
Trick Shots Ind.	8 / 9	89	0 / 2	0	3 / 6	50	0 / 1	0
Specialist Shots	3 / 5	60			2 / 4	50	0 / 2	0
Field Shots			7 / 9	78			4 / 11	36
Goalkeeper Shots	0 / 1	0						
Penalty Shots	1 / 2	50	1 / 1	100	1 / 1	100		

Timing and Results provided by TISSOT





Match No.: 8 - Court 2

Match Report

Reporte del partido

Hungary 2 vs 0 Tunisia

REFEREES:

Martinez Isola Pablo Gaston (URU)

Monico Ottado Luis Alberto (URU)

1st Period: 24 - 9

2nd Period: 16 - 4

HUN - Hungary

No	Name	Technical skills						
		Ass	Ass Spec	ST	BS	R6	P6	TF
4	ZSIGMOND Adrienn							
7	KORÖSINÉ SIDO Krisztina							
8	TOTH Emese Szilvia		1	1			1	
9	GYORI Agnes	1						
10	GROZ Kitti Elizabet	1	2		1	1		2
11	HAJDU Agnes	4						
14	FEKETE Bozsana	1				1		
21	KRETZ Fruzsina	2				1		
92	KOKAI Agnes							
Team								
Totals		9	3	1	1	3	1	2

TUN - Tunisia

No	Name	Technical skills						
		Ass	Ass Spec	ST	BS	R6	P6	TF
3	JLEZI Mouna							1
5	JEEMMALI Ameni							
6	CHOUCHAINE Awatef							2
7	MOSBANI Amira						1	2
8	AMERI Safa						2	
9	FADLOUN Sinda		5			1		3
10	AJROUD Ines							
Team								
Totals			5			1	3	8

Running Score

HUN - TUN

1st Period

GRÓZ K.	2	: 0	
KRETZ F.	4	: 0	
FEKETE B.	4	: 1	MOSBANI A.
FEKETE B.	6	: 1	
FEKETE B.	6	: 2	MOSBANI A.
FEKETE B.	8	: 2	
FEKETE B.	10	: 2	
KRETZ F.	12	: 2	
HAJDU A.	12	: 4	FADLOUN S.
HAJDU A.	14	: 4	
HAJDU A.	14	: 5	MOSBANI A.
HAJDU A.	14	: 6	MOSBANI A.
FEKETE B.	16	: 6	
KRETZ F.	18	: 6	
KRETZ F.	18	: 7	MOSBANI A.
GRÓZ K.	20	: 7	
HAJDU A.	22	: 7	
HAJDU A.	22	: 8	MOSBANI A.
GRÓZ K.	24	: 8	
GRÓZ K.	24	: 9	JLEZI M.

2nd Period

GRÓZ K.	2	: 0	
TÓTH E.	4	: 0	
HAJDU A.	6	: 0	
FEKETE B.	8	: 0	
FEKETE B.	8	: 1	FADLOUN S.
FEKETE B.	8	: 2	FADLOUN S.
HAJDU A.	10	: 2	
HAJDU A.	10	: 3	CHOUCHAINE A.
HAJDU A.	12	: 3	
TÓTH E.	14	: 3	
GRÓZ K.	16	: 3	
GRÓZ K.	16	: 4	JLEZI M.

LEGEND

EX	Struck out Players did not play	%	Efficiency	Ass	Assists	BS	Blocked Shots
No	Exclusion	GG	Golden Goal	GK	Goal Keeper	Ind	Individual
RC	Shirt Number	P6	Penalty Fouls	P6m	6m Penalty Shoots	R6	Received 6m-Fouls
SUS	Red Cards	RCS	2nd Suspension & Red Card	Spec	Specialist	ST	Steals
	Suspension	TF	Technical Fouls	Trick	Trick Shots		





Cañaveralejo Bullfighting Ring
Plaza De Toros Cañaveralejo

The World Games
2013 CALI
Fair Play To The Planet

FRI 2 AUG 2013
17:50

Beach Handball

Balonmano de Playa

Women

Femenino

Preliminaries - Group B

Ronda Preliminar - Grupo B



Match No.: 9 - Court 2

Start List

Lista de Salida

Tunisia

vs

Brazil

REFEREES:

S H Al-Hail Khalid Mohammed (QAT)

A A Alyafei Ali Mohamed (QAT)

TUN - Tunisia

No	Name	Height m/ft in	Weight kg/lbs	Competition Statistics								
				MP	Points	1PT	2PT	SUS	RCS	RC	EX	
3	JLEZI Mouna			1	6	4/4	1/4					
5	JEEMMALI Ameni			1	4	2/3	1/3					
6	CHOUCHAINE Awatef			1								
7	MOSBANI Amira			1	4	4/7	0/2	1				
8	AMERI Safa			1				1				
9	FADLOUN Sinda			1	4		2/4					
10	AJROUD Ines			1			0/1					
Headcoach: MNASSAR Mohamed Habib												

TUN played		
PR	COL	0 - 2

BRA - Brazil

No	Name	Height m/ft in	Weight kg/lbs	Competition Statistics								
				MP	Points	1PT	2PT	SUS	RCS	RC	EX	
1	FERREIRA DIAS Jerusa			1	4		2/2					
2	SOUZA GUEDES Nathalie			1	12		6/8					
3	RAMOS DE SOUZA Camila			1	6		3/5					
4	DOS ANJOS ALENCAR Millena			1	8		4/5					
5	SCHEPPA Patricia			1	2		1/4					
6	SANTIAGO Renata			1								
8	SILVA SOARES Darlene			1			0/1					
9	PIQUET Cinthya			1	4		2/5					
10	ROBERTA ANNES Priscilla			1			0/1	1				
Headcoach: MARQUES Rossana												

BRA played		
PR	HUN	2 - 1

LEGEND							
1PT	One Point	2PT	Two Points	EX	Exclusion	MP	Matches Played
No	Shirt Number	PR	Preliminary Round	RC	Red Cards	RCS	2nd Suspension & Red Card
SUS	Suspension						

Timing and Results provided by TISSOT





Match No.: 9 - Court 2

Match Report

Reporte del partido

Tunisia 0 vs 2 Brazil

REFEREES:

S H Al-Hail Khalid Mohammed (QAT)

A A Alyafei Ali Mohamed (QAT)

1st Period: 6 - 21

2nd Period: 3 - 19

TUN - Tunisia

Headcoach: MNASSAR Mohamed Habib

Team time outs: 1

No	Name	Total				Goals / Shots						Punishments			
		Points	Goals	Shots	%	Field	Trick Ind	Trick Team	Specialist	GK Points	P6m	SUS	RCS	RC	Exclusion
3	JLEZI Mouna	1	1	4	25	1 / 2			0 / 2			1			
5	JEEMMALI Ameni	1	1	3	33	1 / 3									
6	CHOUCHAINE Awatef	1	1	2	50	1 / 1	0 / 1								
7	MOSBANI Amira	5	5	9	56	5 / 8	0 / 1					1			
8	AMERI Safa											1			
9	FADLOUN Sinda	1	1	6	17	1 / 2			0 / 4						
10	AJROUD Ines														
Totals		9	9	24	38	9 / 16	0 / 2		0 / 6			3			

BRA - Brazil

Headcoach: MARQUES Rossana

No	Name	Total				Goals / Shots						Punishments			
		Points	Goals	Shots	%	Field	Trick Ind	Trick Team	Specialist	GK Points	P6m	SUS	RCS	RC	Exclusion
1	FERREIRA DIAS Jerusa	8	4	5	80					4 / 5					
2	SOUZA GUEDES Nathalie	5	3	4	75	1 / 1	0 / 1	2 / 2							
3	RAMOS DE SOUZA Camila	12	7	9	78	2 / 2			5 / 7						
4	DOS ANJOS ALENCAR Millena	10	5	5	100		1 / 1	4 / 4							
5	SCHEPPA Patricia	3	2	4	50	1 / 2	1 / 1	0 / 1							
6	SANTIAGO Renata	2	1	3	33		0 / 1	1 / 2							
8	SILVA SOARES Darlene											1			
9	PIQUET Cinthya														
10	ROBERTA ANNES Priscilla														
Totals		40	22	30	73	4 / 5	2 / 4	7 / 9	5 / 7	4 / 5		1			

Team Comparison

	1st Period				2nd Period			
	Tunisia		Brazil		Tunisia		Brazil	
	Goals/Shots	Eff %	Goals/Shots	Eff %	Goals/Shots	Eff %	Goals/Shots	Eff %
Trick Shots Team			6 / 7	86			1 / 2	50
Trick Shots Ind.	0 / 1	0	1 / 2	50	0 / 1	0	1 / 2	50
Specialist Shots	0 / 3	0	1 / 1	100	0 / 3	0	4 / 6	67
Field Shots	6 / 11	55	3 / 3	100	3 / 5	60	1 / 2	50
Goalkeeper Shots			1 / 1	100			3 / 4	75
Penalty Shots								



Match No.: 9 - Court 2

Match Report

Reporte del partido

Tunisia 0 vs 2 Brazil

REFEREES:

S H Al-Hail Khalid Mohammed (QAT)
A A Alyafei Ali Mohamed (QAT)

1st Period: 6 - 21
2nd Period: 3 - 19

TUN - Tunisia

No	Name	Technical skills						
		Ass	Ass Spec	ST	BS	R6	P6	TF
3	JLEZI Mouna	1	2					1
5	JEEMMALI Ameni							2
6	CHOUCHAINE Awatef							1
7	MOSBANI Amira	1					1	3
8	AMERI Safa							
9	FADLOUN Sinda		3		1			4
10	AJROUD Ines							
Team								
Totals		2	5		1		1	11

Running Score

TUN - BRA

1st Period

0 : 1 RAMOS DE SOUZA C.
0 : 3 DOS ANJOS ALENCAR M.
0 : 5 DOS ANJOS ALENCAR M.
0 : 7 SOUZA GUEDES N.
0 : 8 SOUZA GUEDES N.
0 : 10 SOUZA GUEDES N.
CHOUCHAINE A. 1 : 10
1 : 11 SCHEPPA P.
MOSBANI A. 2 : 11
2 : 13 FERREIRA DIAS J.
JEEMMALI A. 3 : 13
3 : 15 RAMOS DE SOUZA C.
MOSBANI A. 4 : 15
4 : 17 DOS ANJOS ALENCAR M.
MOSBANI A. 5 : 17
5 : 19 DOS ANJOS ALENCAR M.
JLEZI M. 6 : 19
6 : 21 DOS ANJOS ALENCAR M.

2nd Period

0 : 1 RAMOS DE SOUZA C.
0 : 3 RAMOS DE SOUZA C.
0 : 5 RAMOS DE SOUZA C.
0 : 7 FERREIRA DIAS J.
0 : 9 FERREIRA DIAS J.
MOSBANI A. 1 : 9
1 : 11 RAMOS DE SOUZA C.
1 : 13 RAMOS DE SOUZA C.
1 : 15 SANTIAGO R.
MOSBANI A. 2 : 15
FADLOUN S. 3 : 15
3 : 17 SCHEPPA P.
3 : 19 FERREIRA DIAS J.

BRA - Brazil

No	Name	Technical skills						
		Ass	Ass Spec	ST	BS	R6	P6	TF
1	FERREIRA DIAS Jerusa							
2	SOUZA GUEDES Nathalie			1	1			
3	RAMOS DE SOUZA Camila		8			1		3
4	DOS ANJOS ALENCAR Millena		1					
5	SCHEPPA Patricia				2			
6	SANTIAGO Renata							
8	SILVA SOARES Darlene				1			
9	PIQUET Cinthya							
10	ROBERTA ANNES Priscilla	1			1			
Team								
Totals		1	9	1	5	1		3

LEGEND

EX	Struck out Players did not play	%	Efficiency	Ass	Assists	BS	Blocked Shots
No	Exclusion	GG	Golden Goal	GK	Goal Keeper	Ind	Individual
RC	Shirt Number	P6	Penalty Fouls	P6m	6m Penalty Shoots	R6	Received 6m-Fouls
SUS	Red Cards	RCS	2nd Suspension & Red Card	Spec	Specialist	ST	Steals
	Suspension	TF	Technical Fouls	Trick	Trick Shots		





Cañaveralejo Bullfighting Ring
Plaza De Toros Cañaveralejo

The World Games
2013 CALI
Fair Play To The Planet

FRI 2 AUG 2013
20:00

Beach Handball
Balonmano de Playa

Women
Femenino

Preliminaries - Group B
Ronda Preliminar - Grupo B



Match No.: 10 - Court 1

Start List
Lista de Salida

Colombia vs Hungary

REFEREES:

Ghuloom Baqer Fadhil Ahmed (UAE)
Hassan Mohammad Ismail Salem (UAE)

COL - Colombia

No	Name	Height m/ft in	Weight kg/lbs	Competition Statistics								
				MP	Points	1PT	2PT	SUS	RCS	RC	EX	
1	PINEDA CARDENAS Luisa	1.68/5'6"	65/143	1	2		1/1					
2	RODRIGUEZ Sandra	1.60/5'3"	50/110	1				1				
3	PEREZ MONTES Maria Isabel	1.70/5'7"	65/143	1	13	1/2	6/11					
5	RAMIREZ PORTILLO Dora	1.61/5'3"	50/110	1								
6	RODRIGUEZ ARAGON Carmen	1.70/5'7"	65/143	1								
7	RODRIGUEZ BUCHELI Maria	1.68/5'6"	58/128	1	1	1/1	0/1					
8	ESTRADA CATANO Susana	1.68/5'6"	60/132	1	7	1/1	3/6					
10	MAZO GARCES Deisy Veronica	1.70/5'7"	60/132	1	2		1/6					
12	SIN GUTIERREZ Laura Andrea	1.66/5'5"	55/121	1								
Headcoach: REBOLLEDO Edwin												

COL played		
PR	TUN	
		2 - 0

HUN - Hungary

No	Name	Height m/ft in	Weight kg/lbs	Competition Statistics								
				MP	Points	1PT	2PT	SUS	RCS	RC	EX	
4	ZSIGMOND Adrienn	1.71/5'7"	67/148	1								
7	KORÓSNÉ SIDÓ Krisztina	1.68/5'6"	60/132	1	6	0/1	3/5					
8	TÓTH Emese Szilvia	1.80/5'11"	68/150	1	2		1/1					
9	GYORI Ágnes	1.73/5'8"	63/139	1			0/1					
10	GRÓZ Kitti Elizabet	1.73/5'8"	62/137	1	7	3/3	2/5					
11	HAJDU Ágnes	1.73/5'8"	62/137	1	1	1/1	0/3					
14	FEKETE Bozsana	1.68/5'6"	65/143	1	2	2/2	0/2					
21	KRETZ Fruzsina	1.73/5'8"	63/139	1	4	2/2	1/4					
92	KÓKAI Ágnes	1.72/5'8"	70/154	1								
Headcoach: GROZ Janos												

HUN played		
PR	BRA	
		1 - 2

LEGEND							
1PT	One Point	2PT	Two Points	EX	Exclusion	MP	Matches Played
No	Shirt Number	PR	Preliminary Round	RC	Red Cards	RCS	2nd Suspension & Red Card
SUS	Suspension						

Timing and Results provided by TISSOT





Match No.: 10 - Court 1

Match Report

Reporte del partido

Colombia 0 vs 2 Hungary

REFEREES:

Ghuloom Baqer Fadhil Ahmed (UAE)
Hassan Mohammad Ismail Salem (UAE)

1st Period: 9 - 13

2nd Period: 10 - 13

COL - Colombia

Headcoach: LEON RODRIGUEZ Humberto

Team time outs: 2

No	Name	Total				Goals / Shots						Punishments			
		Points	Goals	Shots	%	Field	Trick Ind	Trick Team	Specialist	GK Points	P6m	SUS	RCS	RC	Exclusion
1	PINEDA CARDENAS Luisa		0	1	0					0 / 1					
2	RODRIGUEZ Sandra											1			
3	PEREZ MONTES Maria Isabel	6	3	6	50		0 / 1		1 / 3		2 / 2				
5	RAMIREZ PORTILLO Dora														
6	RODRIGUEZ ARAGON Carmen													1	
7	RODRIGUEZ BUCHELI Maria	3	2	7	29	1 / 3	1 / 4								
8	ESTRADA CATANO Susana	4	2	6	33		1 / 3		1 / 3						
10	MAZO GARCES Deisy Veronica	6	4	7	57	2 / 3	2 / 4								
12	SIN GUTIERREZ Laura Andrea														
Totals		19	11	27	41	3 / 6	4 / 12		2 / 6	0 / 1	2 / 2	1			1

HUN - Hungary

Headcoach: GROZ Janos

No	Name	Total				Goals / Shots						Punishments			
		Points	Goals	Shots	%	Field	Trick Ind	Trick Team	Specialist	GK Points	P6m	SUS	RCS	RC	Exclusion
4	ZSIGMOND Adrienn											1			
7	KORÖSINÉ SIDO Krisztina	2	1	2	50				1 / 2						
8	TOTH Emese Szilvia														
9	GYORI Agnes	2	1	1	100					1 / 1					
10	GROZ Kitti Elizabet	8	4	6	67		3 / 4		0 / 1		1 / 1				
11	HAJDU Agnes	3	2	4	50	1 / 2	0 / 1	1 / 1							
14	FEKETE Bozsana	6	4	7	57	2 / 3	1 / 3				1 / 1				
21	KRETZ Fruzsina	5	3	3	100	1 / 1	2 / 2								
92	KOKAI Agnes														
Totals		26	15	23	65	4 / 6	6 / 10	1 / 1	1 / 3	1 / 1	2 / 2	1			

Team Comparison

	1st Period				2nd Period			
	Colombia		Hungary		Colombia		Hungary	
	Goals/Shots	Eff %	Goals/Shots	Eff %	Goals/Shots	Eff %	Goals/Shots	Eff %
Trick Shots Team							1 / 1	100
Trick Shots Ind.	3 / 7	43	3 / 5	60	1 / 5	20	3 / 5	60
Specialist Shots	1 / 3	33	1 / 1	100	1 / 3	33	0 / 2	0
Field Shots	1 / 1	100	1 / 2	50	2 / 5	40	3 / 4	75
Goalkeeper Shots			1 / 1	100	0 / 1	0		
Penalty Shots			1 / 1	100	2 / 2	100	1 / 1	100



Match No.: 10 - Court 1

Match Report

Reporte del partido

Colombia 0 vs 2 Hungary

REFEREES:

Ghuloom Baqer Fadhil Ahmed (UAE)
Hassan Mohammad Ismail Salem (UAE)

1st Period: 9 - 13

2nd Period: 10 - 13

COL - Colombia

No	Name	Technical skills						
		Ass	Ass Spec	ST	BS	R6	P6	TF
1	PINEDA CARDENAS Luisa							
2	RODRIGUEZ Sandra			1	1		1	
3	PEREZ MONTES Maria Isabel	2				1		5
5	RAMIREZ PORTILLO Dora	1						
6	RODRIGUEZ ARAGON Carmen			1				
7	RODRIGUEZ BUCHELI Maria							1
8	ESTRADA CATANO Susana	3					1	1
10	MAZO GARCES Deisy Veronica	2				1		1
12	SIN GUTIERREZ Laura Andrea							
Team								
Totals		8		2	1	2	2	8

Running Score

COL - HUN

1st Period	
0 : 2	GYORI A.
2 : 2	MAZO GARCES D.
2 : 4	GRÓZ K.
2 : 6	KORÖSINÉ SIDÓ K.
4 : 6	PEREZ MONTES M.
5 : 6	MAZO GARCES D.
5 : 8	GRÓZ K.
5 : 10	GRÓZ K.
7 : 10	MAZO GARCES D.
7 : 11	KRETZ F.
7 : 13	GRÓZ K.
9 : 13	ESTRADA CATANO S.

2nd Period

0 : 1	FEKETE B.
0 : 3	KRETZ F.
1 : 3	RODRIGUEZ BUCHELI M.
1 : 5	FEKETE B.
3 : 5	RODRIGUEZ BUCHELI M.
3 : 7	KRETZ F.
4 : 7	MAZO GARCES D.
4 : 8	FEKETE B.
4 : 9	HAJDU A.
4 : 11	FEKETE B.
6 : 11	PEREZ MONTES M.
8 : 11	PEREZ MONTES M.
8 : 13	HAJDU A.
10 : 13	ESTRADA CATANO S.

HUN - Hungary

No	Name	Technical skills						
		Ass	Ass Spec	ST	BS	R6	P6	TF
4	ZSIGMOND Adrienn						1	
7	KORÖSINÉ SIDO Krisztina							2
8	TOTH Emese Szilvia			1			1	
9	GYORI Agnes							
10	GROZ Kitti Elizabet							2
11	HAJDU Agnes							
14	FEKETE Bozsana	1		2		2		4
21	KRETZ Fruzsina	1						3
92	KOKAI Agnes							
Team								
Totals		2		3		2	2	11

LEGEND

EX	Struck out Players did not play	%	Efficiency	Ass	Assists	BS	Blocked Shots
No	Exclusion	GG	Golden Goal	GK	Goal Keeper	Ind	Individual
RC	Shirt Number	P6	Penalty Fouls	P6m	6m Penalty Shoots	R6	Received 6m-Fouls
SUS	Red Cards	RCS	2nd Suspension & Red Card	Spec	Specialist	ST	Steals
	Suspension	TF	Technical Fouls	Trick	Trick Shots		





Cañaveralejo Bullfighting Ring
Plaza De Toros Cañaveralejo

The World Games
2013 CALI
Fair Play To The Planet

FRI 2 AUG 2013
11:20

Beach Handball
Balonmano de Playa

Women
Femenino

Preliminaries - Group B
Ronda Preliminar - Grupo B



Match No.: 11 - Court 2

Start List
Lista de Salida

Brazil vs Hungary

REFEREES:

Chalcenko Anastasiia (UKR)
Zhosan Viktoriia (UKR)

BRA - Brazil

No	Name	Height m/ft in	Weight kg/lbs	Competition Statistics							
				MP	Points	1PT	2PT	SUS	RCS	RC	EX
1	FERREIRA DIAS Jerusa										
2	SOUZA GUEDES Nathalie										
3	RAMOS DE SOUZA Camila										
4	DOS ANJOS ALENCAR Millena										
5	SCHEPPA Patricia										
6	SANTIAGO Renata										
8	SILVA SOARES Darlene										
9	PIQUET Cinthya										
10	ROBERTA ANNES Priscilla										
Headcoach: MARQUES Rossana											

HUN - Hungary

No	Name	Height m/ft in	Weight kg/lbs	Competition Statistics							
				MP	Points	1PT	2PT	SUS	RCS	RC	EX
4	ZSIGMOND Adrienn	1.71/5'7"	67/148								
7	KORŐSINÉ SIDÓ Krisztina	1.68/5'6"	60/132								
8	TÓTH Emese Szilvia	1.80/5'11"	68/150								
9	GYORI Ágnes	1.73/5'8"	63/139								
10	GRÓZ Kitti Elizabet	1.73/5'8"	62/137								
11	HAJDU Ágnes	1.73/5'8"	62/137								
14	FEKETE Bozsana	1.68/5'6"	65/143								
21	KRETZ Fruzsina	1.73/5'8"	63/139								
92	KÓKAI Ágnes	1.72/5'8"	70/154								
Headcoach: GROZ Janos											

LEGEND							
1PT	One Point	2PT	Two Points	EX	Exclusion	MP	Matches Played
No	Shirt Number	RC	Red Cards	RCS	2nd Suspension & Red Card	SUS	Suspension

Timing and Results provided by TISSOT





Match No.: 11 - Court 2

Match Report

Reporte del partido

Brazil 2 vs 1 Hungary

REFEREES:

Chalcenko Anastasiia (UKR)
Zhosan Viktoriia (UKR)

1st Period: 20 - 6

2nd Period: 8 - 11

Shoot out: 8 - 5

BRA - Brazil

Headcoach: MARQUES Rossana

Team time outs: 1

No	Name	Total				Goals / Shots						Punishments			
		Points	Goals	Shots	%	Field	Trick Ind	Trick Team	Specialist	GK Points	P6m	SUS	RCS	RC	Exclusion
1	FERREIRA DIAS Jerusa	4	2	2	100					2 / 2					
2	SOUZA GUEDES DE SENA Nathalia	2	6	8	75		1 / 1	5 / 7							
3	RAMOS DE SOUZA Camila	6	3	5	60			0 / 1	3 / 4						
4	DOS ANJOS ALENCAR Millena	8	4	5	80		1 / 1	3 / 4							
5	SCHEPPA Patricia	2	1	4	25		1 / 1	0 / 3							
6	SANTIAGO Renata														
8	SILVA SOARES Darlene		0	1	0			0 / 1							
9	PIQUET DE MEDEIROS PIRES Cinthya	2	5	4	40		1 / 1	1 / 4							
10	ROBERTA ANNES Priscilla		0	1	0			0 / 1				1			
Totals		36	18	31	58		4 / 5	9 / 20	3 / 4	2 / 2		1			

HUN - Hungary

Headcoach: GROZ Janos

Team time outs: 1

No	Name	Total				Goals / Shots						Punishments			
		Points	Goals	Shots	%	Field	Trick Ind	Trick Team	Specialist	GK Points	P6m	SUS	RCS	RC	Exclusion
4	ZSIGMOND Adrienn														
7	KORÖSINÉ SIDO Krisztina	6	3	6	50	0 / 1			3 / 5						
8	TOTH Emese Szilvia	2	1	1	100		1 / 1								
9	GYORI Agnes		0	1	0					0 / 1					
10	GROZ Kitti Elizabet	7	5	8	63	3 / 3	1 / 3	0 / 1			1 / 1				
11	HAJDU Agnes	1	1	4	25	1 / 1	0 / 2	0 / 1							
14	FEKETE Bozsana	2	2	4	50	2 / 2	0 / 2								
21	KRETZ Fruzsina	4	3	6	50	2 / 2	1 / 4								
92	KOKAI Agnes														
Totals		22	15	30	50	8 / 9	3 / 12	0 / 2	3 / 5	0 / 1	1 / 1				

Team Comparison

	1st Period				2nd Period			
	Brazil		Hungary		Brazil		Hungary	
	Goals/Shots	Eff %	Goals/Shots	Eff %	Goals/Shots	Eff %	Goals/Shots	Eff %
Trick Shots Team	6 / 8	75	0 / 1	0	3 / 12	25	0 / 1	0
Trick Shots Ind.			0 / 5	0			1 / 3	33
Specialist Shots	3 / 4	75	2 / 3	67			1 / 2	50
Field Shots			2 / 2	100			5 / 6	83
Goalkeeper Shots	1 / 1	100	0 / 1	0	1 / 1	100		
Penalty Shots							1 / 1	100



Match No.: 11 - Court 2

Match Report

Reporte del partido

Brazil 2 vs 1 Hungary

REFEREES:

Chalcenko Anastasiia (UKR)
Zhosan Viktoriia (UKR)

1st Period: 20 - 6

2nd Period: 8 - 11

Shoot out: 8 - 5

BRA - Brazil

No	Name	Technical skills						
		Ass	Ass Spec	ST	BS	R6	P6	TF
1	FERREIRA DIAS Jerusa							
2	SOUZA GUEDES DE SENA Nathalie							
3	RAMOS DE SOUZA Camila	1	7					1
4	DOS ANJOS ALENCAR Millena							1
5	SCHEPPA Patricia	1			2			
6	SANTIAGO Renata							
8	SILVA SOARES Darlene				1			
9	PIQUET DE MEDEIROS PIRES Cinthya							1
10	ROBERTA ANNES Priscilla						1	
Team								1
Totals		2	7		3		1	4

HUN - Hungary

No	Name	Technical skills						
		Ass	Ass Spec	ST	BS	R6	P6	TF
4	ZSIGMOND Adrienn							
7	KORÖSINÉ SIDO Krisztina		2					1
8	TOTH Emese Szilvia							
9	GYORI Agnes							
10	GROZ Kitti Elizabet							
11	HAJDU Agnes	1				1		
14	FEKETE Bozsana	1		1	2			1
21	KRETZ Fruzsina							1
92	KOKAI Agnes							
Team								
Totals		2	2	1	2	1		3

Running Score

BRA - HUN

1st Period	
RAMOS DE SOUZA C.	2 : 0
	2 : 1 KRETZ F.
RAMOS DE SOUZA C.	4 : 1
	4 : 3 KORÖSINÉ SIDÓ K.
SOUZA GUEDES DE SENA N.	6 : 3
FERREIRA DIAS J.	8 : 3
SOUZA GUEDES DE SENA N.	10 : 3
SOUZA GUEDES DE SENA N.	12 : 3
RAMOS DE SOUZA C.	14 : 3
PIQUET DE MEDEIROS PIRES C.	16 : 3
DOS ANJOS ALENCAR M.	18 : 3
	18 : 4 HAJDU A.
	18 : 6 KORÖSINÉ SIDÓ K.
DOS ANJOS ALENCAR M.	20 : 6

2nd Period	
	0 : 2 KRETZ F.
SOUZA GUEDES DE SENA N.	2 : 2
	2 : 3 KRETZ F.
SOUZA GUEDES DE SENA N.	4 : 3
FERREIRA DIAS J.	6 : 3
	6 : 4 GRÓZ K.
	6 : 5 FEKETE B.
	6 : 6 GRÓZ K.
	6 : 7 GRÓZ K.
DOS ANJOS ALENCAR M.	8 : 7
	8 : 9 KORÖSINÉ SIDÓ K.
	8 : 11 GRÓZ K.

Shoot out	
SOUZA GUEDES DE SENA N.	2 : 0
DOS ANJOS ALENCAR M.	4 : 0
	4 : 2 TÓTH E.
SCHEPPA P.	6 : 2
	6 : 3 FEKETE B.
PIQUET DE MEDEIROS PIRES C.	8 : 3
	8 : 5 GRÓZ K.

LEGEND

EX	Struck out Players did not play	%	Efficiency	Ass	Assists	BS	Blocked Shots
No	Exclusion	GG	Golden Goal	GK	Goal Keeper	Ind	Individual
RC	Shirt Number	P6	Penalty Fouls	P6m	6m Penalty Shoots	R6	Received 6m-Fouls
SUS	Red Cards	RCS	2nd Suspension & Red Card	Spec	Specialist	ST	Steals
	Suspension	TF	Technical Fouls	Trick	Trick Shots		





Cañaveralejo Bullfighting Ring
Plaza De Toros Cañaveralejo

The World Games
2013 CALI
Fair Play To The Planet

FRI 2 AUG 2013
12:15

Beach Handball

Balonmano de Playa

Women

Femenino

Preliminaries - Group B

Ronda Preliminar - Grupo B



Match No.: 12 - Court 1

Start List

Lista de Salida

Colombia

vs

Tunisia

REFEREES:

Markvoort Jeanette (NED)

Perez Dominguez Vanesa (ESP)

COL - Colombia

No	Name	Height m/ft in	Weight kg/lbs	Competition Statistics								
				MP	Points	1PT	2PT	SUS	RCS	RC	EX	
1	PINEDA CARDENAS Luisa	1.68/5'6"	65/143									
2	RODRIGUEZ Sandra	1.60/5'3"	50/110									
3	PEREZ MONTES Maria Isabel	1.70/5'7"	65/143									
5	RAMIREZ PORTILLO Dora	1.61/5'3"	50/110									
6	RODRIGUEZ ARAGON Carmen	1.70/5'7"	65/143									
7	RODRIGUEZ BUCHELI Maria	1.68/5'6"	58/128									
8	ESTRADA CATANO Susana	1.68/5'6"	60/132									
10	MAZO GARCES Deisy Veronica	1.70/5'7"	60/132									
12	SIN GUTIERREZ Laura Andrea	1.66/5'5"	55/121									
Headcoach: REBOLLEDO Edwin												

TUN - Tunisia

No	Name	Height m/ft in	Weight kg/lbs	Competition Statistics								
				MP	Points	1PT	2PT	SUS	RCS	RC	EX	
3	JLEZI Mouna											
5	JEEMMALI Ameni											
6	CHOUCHAINE Awatef											
7	MOSBANI Amira											
8	AMERI Safa											
9	FADLOUN Sinda											
10	AJROUD Ines											
Headcoach: MNASSAR Mohamed Habib												

LEGEND

1PT One Point
No Shirt Number
2PT Two Points
RC Red Cards
EX Exclusion
RCS 2nd Suspension & Red Card
MP Matches Played
SUS Suspension

Timing and Results provided by TISSOT





Match No.: 12 - Court 1

Match Report

Reporte del partido

Colombia 2 vs 0 Tunisia

REFEREES:

Markvoort Jeanette (NED)

Perez Dominguez Vanesa (ESP)

1st Period: 11 - 7

2nd Period: 14 - 11

COL - Colombia

Headcoach: LEON RODRIGUEZ Humberto

Team time outs: 2

No	Name	Total				Goals / Shots						Punishments			
		Points	Goals	Shots	%	Field	Trick Ind	Trick Team	Specialist	GK Points	P6m	SUS	RCS	RC	Exclusion
1	PINEDA CARDENAS Luisa Maria	2	1	1	100					1 / 1					
2	RODRIGUEZ Sandra											1			
3	PEREZ MONTES Maria Isabel	13	7	13	54	1 / 2	6 / 10				0 / 1				
5	RAMIREZ PORTILLO Dora Alicia														
6	RODRIGUEZ ARAGON Carmen Elisa														
7	RODRIGUEZ BUCHELI Maria Camila	1	1	2	50	1 / 1	0 / 1								
8	ESTRADA CATANO Susana	7	4	7	57	1 / 1	0 / 1		3 / 5						
10	MAZO GARCES Deisy Veronica	2	1	6	17		0 / 2		1 / 4						
12	SIN GUTIERREZ Laura Andrea														
Totals		25	14	29	48	3 / 4	6 / 14		4 / 9	1 / 1	0 / 1	1			

TUN - Tunisia

Headcoach: MNASSAR Mohamed Habib

Team time outs: 2

No	Name	Total				Goals / Shots						Punishments			
		Points	Goals	Shots	%	Field	Trick Ind	Trick Team	Specialist	GK Points	P6m	SUS	RCS	RC	Exclusion
3	JLEZI Mouna	6	5	8	63	4 / 4	1 / 4								
5	JEEMMALI Ameni	4	3	6	50	2 / 3	1 / 3								
6	CHOUCHAINE Awatef														
7	MOSBANI Amira	4	4	9	44	4 / 7	0 / 2					1			
8	AMERI Safa											1			
9	FADLOUN Sinda	4	2	4	50				2 / 4						
10	AJROUD Ines		0	1	0					0 / 1					
Totals		18	14	28	50	10 / 14	2 / 9		2 / 4	0 / 1		2			

Team Comparison

	1st Period				2nd Period			
	Colombia		Tunisia		Colombia		Tunisia	
	Goals/Shots	Eff %	Goals/Shots	Eff %	Goals/Shots	Eff %	Goals/Shots	Eff %
Trick Shots Team								
Trick Shots Ind.	1 / 5	20	0 / 4	0	5 / 9	56	2 / 5	40
Specialist Shots	3 / 6	50	1 / 2	50	1 / 3	33	1 / 2	50
Field Shots	3 / 3	100	5 / 8	63	0 / 1	0	5 / 6	83
Goalkeeper Shots			0 / 1	0	1 / 1	100		
Penalty Shots					0 / 1	0		



Match No.: 12 - Court 1

Match Report

Reporte del partido

Colombia 2 vs 0 Tunisia

REFEREES:

Markvoort Jeanette (NED)

Perez Dominguez Vanesa (ESP)

1st Period: 11 - 7

2nd Period: 14 - 11

COL - Colombia

No	Name	Technical skills						
		Ass	Ass Spec	ST	BS	R6	P6	TF
1	PINEDA CARDENAS Luisa Maria							
2	RODRIGUEZ Sandra			1				1
3	PEREZ MONTES Maria Isabel	1						3
5	RAMIREZ PORTILLO Dora Alicia							
6	RODRIGUEZ ARAGON Carmen Elisa			1	1			
7	RODRIGUEZ BUCHELI Maria Camila	3						1
8	ESTRADA CATANO Susana	1	2					1
10	MAZO GARCES Deisy Veronica	5			1	1		1
12	SIN GUTIERREZ Laura Andrea							
Team								
Totals		10	2	2	2	1		7

Running Score

COL - TUN

1st Period

MAZO GARCES D.	2 : 0	
	2 : 1	JLEZI M.
	2 : 3	FADLOUN S.
ESTRADA CATANO S.	3 : 3	
	3 : 4	JEEMMALI A.
PEREZ MONTES M.	4 : 4	
	4 : 5	MOSBANI A.
	4 : 6	JLEZI M.
PEREZ MONTES M.	6 : 6	
ESTRADA CATANO S.	8 : 6	
	8 : 7	MOSBANI A.
ESTRADA CATANO S.	10 : 7	
RODRIGUEZ BUCHELI M.	11 : 7	

2nd Period

	0 : 1	JLEZI M.
PEREZ MONTES M.	2 : 1	
	2 : 2	JEEMMALI A.
	2 : 3	MOSBANI A.
	2 : 4	MOSBANI A.
PEREZ MONTES M.	4 : 4	
PINEDA CARDENAS L.	6 : 4	
PEREZ MONTES M.	8 : 4	
	8 : 6	FADLOUN S.
	8 : 7	JLEZI M.
PEREZ MONTES M.	10 : 7	
	10 : 9	JLEZI M.
PEREZ MONTES M.	12 : 9	
ESTRADA CATANO S.	14 : 9	
	14 : 11	JEEMMALI A.

TUN - Tunisia

No	Name	Technical skills						
		Ass	Ass Spec	ST	BS	R6	P6	TF
3	JLEZI Mouna	1						
5	JEEMMALI Ameni	2						2
6	CHOUCHAINE Awatef							
7	MOSBANI Amira	3					1	2
8	AMERI Safa				1			
9	FADLOUN Sinda		6					4
10	AJROUD Ines							
Team								
Totals		6	6		1		1	8

LEGEND

EX	Struck out Players did not play	%	Efficiency	Ass	Assists	BS	Blocked Shots
No	Exclusion	GG	Golden Goal	GK	Goal Keeper	Ind	Individual
RC	Shirt Number	P6	Penalty Fouls	P6m	6m Penalty Shoots	R6	Received 6m-Fouls
SUS	Red Cards	RCS	2nd Suspension & Red Card	Spec	Specialist	ST	Steals
	Suspension	TF	Technical Fouls	Trick	Trick Shots		



RESULTBOOK

BEACH HANDBALL

Women's Semifinals



The World Games
2013 CALI
Fair Play To The Planet



A STAR ALLIANCE MEMBER





Cañaveralejo Bullfighting Ring
Plaza De Toros Cañaveralejo

The World Games
2013 CALI
Fair Play To The Planet

SAT 3 AUG 2013
17:25

Beach Handball
Balonmano de Playa

Women
Femenino

Classification (5-8)
Posiciones 5-8



Match No.: 13 - Court 2

Start List
Lista de Salida

Uruguay vs Tunisia

REFEREES:

Markvoort Jeanette (NED)
Perez Dominguez Vanesa (ESP)

URU - Uruguay

No	Name	Height m/ft in	Weight kg/lbs	Competition Statistics								
				MP	Points	1PT	2PT	SUS	RCS	RC	EX	
1	ALCAIDE RAMOS Maira	1.70/5'7"	72/159	3								
5	LACHAISE ATTO Natasha	1.68/5'6"	69/152	3	13	3/3	5/12	1				
7	MOREIRA ORRICO Maria	1.64/5'5"	57/126	3	12		6/9	1				
8	SCHINCA GRANERO Leticia	1.68/5'6"	71/157	3	32	6/8	13/29	2				
9	RAMOS DE LEON Maria Victoria	1.83/6'0"	63/139	3	14		7/12	1				
10	MARROCHI ONGAY Fernanda	1.70/5'7"	74/163	3	3	3/3	0/2					
11	SUAREZ APARICION Florencia	1.75/5'9"	70/154	3								
17	ABENTE Josefina	1.65/5'5"	54/119	3								
19	CHERONE MAREGA Sofia	1.63/5'4"	62/137	3	1	1/1						
Headcoach: PELUFFO CESTAU Gonzalo												

URU played		
PR	TPE	0 - 2
PR	AUS	2 - 0
PR	NOR	0 - 2

TUN - Tunisia

No	Name	Height m/ft in	Weight kg/lbs	Competition Statistics								
				MP	Points	1PT	2PT	SUS	RCS	RC	EX	
3	JLEZI Mouna			3	9	7/13	1/6	1				
5	JEEMMALI Ameni			3	5	3/8	1/5					
6	CHOUCHAINE Awatef			3	2	2/2	0/2					
7	MOSBANI Amira			3	15	15/22	0/5	2				
8	AMERI Safa			3				2		1		
9	FADLOUN Sinda			3	9	3/5	3/10					
10	AJROUD Ines			3			0/1					
Headcoach: MNASSAR Mohamed Habib												

TUN played		
PR	COL	0 - 2
PR	BRA	0 - 2
PR	HUN	0 - 2

LEGEND							
1PT	One Point	2PT	Two Points	EX	Exclusion	MP	Matches Played
No	Shirt Number	PR	Preliminary Round	RC	Red Cards	RCS	2nd Suspension & Red Card
SUS	Suspension						

Timing and Results provided by TISSOT





Match No.: 13 - Court 2

Match Report

Reporte del partido

Uruguay 2 vs 0 Tunisia

REFEREES:

1st Period: 15 - 8
2nd Period: 18 - 6

URU - Uruguay

Headcoach: PELUFFO CESTAU Gonzalo

No	Name	Total				Goals / Shots						Punishments			
		Points	Goals	Shots	%	Field	Trick Ind	Trick Team	Specialist	GK Points	P6m	SUS	RCS	RC	Exclusion
1	ALCAIDE RAMOS Maira	2	1	2	50					1 / 2					
5	LACHAISE ATTO Natasha	4	2	2	100			2 / 2				1			
7	MOREIRA ORRICO Maria	6	3	4	75				3 / 4						
8	SCHINCA GRANERO Leticia	12	6	8	75		3 / 4	1 / 1	1 / 1		1 / 2				
9	RAMOS DE LEON Maria Victoria	3	2	5	40	1 / 2		1 / 3							
10	MARROCHI ONGAY Fernanda														
11	SUAREZ APARICION Florencia	2	1	3	33	0 / 1	1 / 2					1			
17	ABENTE Josefina		0	1	0						0 / 1				
19	CHERONE MAREGA Sofia	4	2	3	67		2 / 3								
Totals		33	17	28	61	1 / 3	6 / 9	4 / 6	4 / 5	1 / 2	1 / 3	2			

TUN - Tunisia

Headcoach: MNASSAR Mohamed Habib

Team time outs: 1

No	Name	Total				Goals / Shots						Punishments			
		Points	Goals	Shots	%	Field	Trick Ind	Trick Team	Specialist	GK Points	P6m	SUS	RCS	RC	Exclusion
3	JLEZI Mouna	2	2	3	67	2 / 3									
5	JEEMMALI Ameni	4	2	7	29	0 / 3	1 / 2	1 / 2				1			
6	CHOUCHAINE Awatef	3	3	6	50	3 / 4	0 / 2								
7	MOSBANI Amira	1	1	2	50	1 / 2						1	1		
8	AMERI Safa														
9	FADLOUN Sinda	4	2	3	67	0 / 1					2 / 2	1			
10	AJROUD Ines		0	1	0					0 / 1					
Totals		14	10	22	45	6 / 13	1 / 4	1 / 2		0 / 1	2 / 2	3	1		

Team Comparison

	1st Period				2nd Period			
	Uruguay		Tunisia		Uruguay		Tunisia	
	Goals/Shots	Eff %	Goals/Shots	Eff %	Goals/Shots	Eff %	Goals/Shots	Eff %
Trick Shots Team	2 / 3	67	1 / 1	100	2 / 3	67	0 / 1	0
Trick Shots Ind.	2 / 3	67	0 / 1	0	4 / 6	67	1 / 3	33
Specialist Shots	2 / 2	100			2 / 3	67		
Field Shots	1 / 2	50	4 / 8	50	0 / 1	0	2 / 5	40
Goalkeeper Shots	0 / 1	0			1 / 1	100	0 / 1	0
Penalty Shots	1 / 2	50	1 / 1	100	0 / 1	0	1 / 1	100



Match No.: 13 - Court 2

Match Report

Reporte del partido

Uruguay 2 vs 0 Tunisia

REFEREES:

1st Period: 15 - 8
2nd Period: 18 - 6

URU - Uruguay

No	Name	Technical skills						
		Ass	Ass Spec	ST	BS	R6	P6	TF
1	ALCAIDE RAMOS Maira	1						
5	LACHAISE ATTO Natasha	1						1
7	MOREIRA ORRICO Maria		3	1				1
8	SCHINCA GRANERO Leticia	6				2		3
9	RAMOS DE LEON Maria Victoria	1					1	1
10	MARROCHI ONGAY Fernanda							
11	SUAREZ APARICION Florencia						1	
17	ABENTE Josefina	1				1		2
19	CHERONE MAREGA Sofia	1						
Team								
Totals		11	3	1		3	2	8

Running Score

URU - TUN

1st Period	
MOREIRA ORRICO M.	2 : 0
SCHINCA GRANERO L.	4 : 0
	4 : 1 MOSBANI A.
MOREIRA ORRICO M.	6 : 1
RAMOS DE LEON M.	7 : 1
SCHINCA GRANERO L.	9 : 1
	9 : 2 JLEZI M.
SCHINCA GRANERO L.	11 : 2
	11 : 3 JLEZI M.
RAMOS DE LEON M.	13 : 3
	13 : 4 CHOUCHAINE A.
	13 : 6 FADLOUN S.
CHERONE MAREGA S.	15 : 6
	15 : 8 JEEMMALI A.

TUN - Tunisia

No	Name	Technical skills						
		Ass	Ass Spec	ST	BS	R6	P6	TF
3	JLEZI Mouna	2		1				4
5	JEEMMALI Ameni						1	1
6	CHOUCHAINE Awatef					2		3
7	MOSBANI Amira	2						
8	AMERI Safa						2	
9	FADLOUN Sinda		3					6
10	AJROUD Ines							
Team								
Totals		4	3	1		2	3	14

2nd Period	
LACHAISE ATTO N.	2 : 0
SCHINCA GRANERO L.	4 : 0
	4 : 2 FADLOUN S.
MOREIRA ORRICO M.	6 : 2
SCHINCA GRANERO L.	8 : 2
ALCAIDE RAMOS M.	10 : 2
LACHAISE ATTO N.	12 : 2
	12 : 3 CHOUCHAINE A.
	12 : 5 JEEMMALI A.
SUAREZ APARICION F.	14 : 5
	14 : 6 CHOUCHAINE A.
SCHINCA GRANERO L.	16 : 6
CHERONE MAREGA S.	18 : 6

LEGEND

EX	Struck out Players did not play	%	Efficiency	Ass	Assists	BS	Blocked Shots
No	Exclusion	GG	Golden Goal	GK	Goal Keeper	Ind	Individual
RC	Red Cards	P6	Penalty Fouls	P6m	6m Penalty Shoots	R6	Received 6m-Fouls
SUS	Suspension	RCS	2nd Suspension & Red Card	Spec	Specialist	ST	Steals
		TF	Technical Fouls	Trick	Trick Shots		

Timing and Results provided by TISSOT





Cañaveralejo Bullfighting Ring
Plaza De Toros Cañaveralejo

The World Games
2013 CALI
Fair Play To The Planet

SAT 3 AUG 2013
18:20

Beach Handball
Balonmano de Playa

Women
Femenino
Semifinal
Semifinales



Match No.: 15 - Court 1

Start List
Lista de Salida

Norway vs Hungary

REFEREES:

S H Al-Hail Khalid Mohammed (QAT)
A A Alyafei Ali Mohamed (QAT)

NOR - Norway

No	Name	Height m/ft in	Weight kg/lbs	Competition Statistics							
				MP	Points	1PT	2PT	SUS	RCS	RC	EX
1	BECK Kjersti			3	2		1/1				
3	HAUGEN Rannveig			3				1			
4	ERSEK Kamilla			3	30		15/21				
5	KORVALD Cathrine			3	34		17/24	1			
7	WELFLER Martine			3		0/1					
8	HAMMERSTAD Elisabeth			3	6		3/4	1			
9	BOLSTAD Hege			3							
10	KLEV Iselin Ryvoll			3	27	1/1	13/19				
13	KLEVSTAD Tonje			3	17	1/1	8/20				
Headcoach: ANDEASSEN Eskil Berg											

NOR played		
PR	AUS	2 - 0
PR	TPE	2 - 1
PR	URU	2 - 0

HUN - Hungary

No	Name	Height m/ft in	Weight kg/lbs	Competition Statistics							
				MP	Points	1PT	2PT	SUS	RCS	RC	EX
4	ZSIGMOND Adrienn	1.71/5'7"	67/148	3				1			
7	KORŐSINÉ SIDÓ Krisztina	1.68/5'6"	60/132	3	8	0/1	4/7				
8	TÓTH Emese Szilvia	1.80/5'11"	68/150	3	6		3/5				
9	GYORI Ágnes	1.73/5'8"	63/139	3	2		1/3				
10	GRÓZ Kitti Elizabet	1.73/5'8"	62/137	3	25	3/3	11/18				
11	HAJDU Ágnes	1.73/5'8"	62/137	3	14	2/3	6/13				
14	FEKETE Bozsana	1.68/5'6"	65/143	3	18	4/5	7/12				
21	KRETZ Fruzsina	1.73/5'8"	63/139	3	15	3/3	6/11				
92	KÓKAI Ágnes	1.72/5'8"	70/154	3							
Headcoach: GROZ Janos											

HUN played		
PR	BRA	1 - 2
PR	COL	2 - 0
PR	TUN	2 - 0

LEGEND							
1PT	One Point	2PT	Two Points	EX	Exclusion	MP	Matches Played
No	Shirt Number	PR	Preliminary Round	RC	Red Cards	RCS	2nd Suspension & Red Card
SUS	Suspension						

Timing and Results provided by TISSOT





Match No.: 15 - Court 1

Match Report

Reporte del partido

Norway 0 vs 2 Hungary

REFEREES:

S H Al-Hail Khalid Mohammed (QAT)

A A Alyafei Ali Mohamed (QAT)

1st Period: 10 - 16

2nd Period: 10 - 13

NOR - Norway

Headcoach: ANDEASSEN Eskil Berg

Team time outs: 2

No	Name	Total				Goals / Shots						Punishments			
		Points	Goals	Shots	%	Field	Trick Ind	Trick Team	Specialist	GK Points	P6m	SUS	RCS	RC	Exclusion
1	BECK Kjersti														
3	HAUGEN Rannveig											1			
4	ERSEK Kamilla	6	3	6	50	0 / 1	3 / 5								
5	KORVALD Cathrine	6	3	9	33		3 / 8	0 / 1							
7	WELFLER Martine														
8	HAMMERSTAD Elisabeth														
9	BOLSTAD Hege														
10	KLEV Iselin Ryvoll	6	3	4	75		2 / 3	1 / 1							
13	KLEVSTAD Tonje	2	1	5	20	0 / 1	1 / 1		0 / 3						
Totals		20	10	24	42	0 / 2	9 / 17	1 / 2	0 / 3			1			

HUN - Hungary

Headcoach: GROZ Janos

No	Name	Total				Goals / Shots						Punishments			
		Points	Goals	Shots	%	Field	Trick Ind	Trick Team	Specialist	GK Points	P6m	SUS	RCS	RC	Exclusion
4	ZSIGMOND Adrienn														
7	KORÖSINÉ SIDO Krisztina		0	1	0				0 / 1						
8	TOTH Emese Szilvia														
9	GYORI Agnes														
10	GROZ Kitti Elizabet	16	12	16	75	8 / 9	2 / 5	1 / 1			1 / 1				
11	HAJDU Agnes														
14	FEKETE Bozsana	12	6	8	75		5 / 7				1 / 1				
21	KRETZ Fruzsina	1	1	2	50	1 / 1		0 / 1							
92	KOKAI Agnes														
Totals		29	19	27	70	9 / 10	7 / 12	1 / 2	0 / 1		2 / 2				

Team Comparison

	1st Period				2nd Period			
	Norway		Hungary		Norway		Hungary	
	Goals/Shots	Eff %	Goals/Shots	Eff %	Goals/Shots	Eff %	Goals/Shots	Eff %
Trick Shots Team			1 / 2	50	1 / 2	50		
Trick Shots Ind.	5 / 9	56	4 / 5	80	4 / 8	50	3 / 7	43
Specialist Shots	0 / 2	0			0 / 1	0	0 / 1	0
Field Shots	0 / 1	0	4 / 4	100	0 / 1	0	5 / 6	83
Goalkeeper Shots								
Penalty Shots			1 / 1	100			1 / 1	100



Match No.: 15 - Court 1

Match Report

Reporte del partido

Norway 0 vs 2 Hungary

REFEREES:

S H Al-Hail Khalid Mohammed (QAT)
A A Alyafei Ali Mohamed (QAT)

1st Period: 10 - 16

2nd Period: 10 - 13

NOR - Norway

No	Name	Technical skills						
		Ass	Ass Spec	ST	BS	R6	P6	TF
1	BECK Kjersti							
3	HAUGEN Rannveig						3	
4	ERSEK Kamilla	4	1					2
5	KORVALD Cathrine							2
7	WELFLER Martine							
8	HAMMERSTAD Elisabeth							
9	BOLSTAD Hege							
10	KLEV Iselin Ryvoll							
13	KLEVSTAD Tonje		3					4
Team								
Totals		4	4				3	8

Running Score

NOR - HUN

1st Period

KLEV I.	2	: 0
	2	: 2
KORVALD C.	4	: 2
	4	: 4
ERSEK K.	6	: 4
	6	: 6
	6	: 8
	6	: 10
	6	: 11
	6	: 12
	6	: 14
	6	: 15
KLEVSTAD T.	8	: 15
	8	: 16
KORVALD C.	10	: 16

HUN - Hungary

No	Name	Technical skills						
		Ass	Ass Spec	ST	BS	R6	P6	TF
4	ZSIGMOND Adrienn							1
7	KORÖSINÉ SIDO Krisztina		9			1		2
8	TOTH Emese Szilvia			1				
9	GYORI Agnes							
10	GROZ Kitti Elizabet	2	2					
11	HAJDU Agnes				2			
14	FEKETE Bozsana			1	1	1		4
21	KRETZ Fruzsina	1				1		1
92	KOKAI Agnes							
Team								
Totals		3	11	2	3	3		8

2nd Period

KORVALD C.	2	: 0
	2	: 2
	2	: 4
	2	: 5
	2	: 6
ERSEK K.	4	: 6
	4	: 8
	4	: 9
	4	: 9
KLEV I.	6	: 9
	6	: 10
KLEV I.	8	: 10
	8	: 12
	8	: 13
ERSEK K.	10	: 13

LEGEND

EX	Struck out Players did not play	%	Efficiency	Ass	Assists	BS	Blocked Shots
No	Exclusion	GG	Golden Goal	GK	Goal Keeper	Ind	Individual
RC	Shirt Number	P6	Penalty Fouls	P6m	6m Penalty Shoots	R6	Received 6m-Fouls
SUS	Red Cards	RCS	2nd Suspension & Red Card	Spec	Specialist	ST	Steals
	Suspension	TF	Technical Fouls	Trick	Trick Shots		





Match No.: 16 - Court 1

Start List
Lista de Salida

Brazil vs Chinese Taipei

REFEREES:

Markvoort Jeanette (NED)
Perez Dominguez Vanesa (ESP)

BRA - Brazil

No	Name	Height m/ft in	Weight kg/lbs	Competition Statistics							
				MP	Points	1PT	2PT	SUS	RCS	RC	EX
1	FERREIRA DIAS Jerusa			3	12		6/8				
2	SOUZA GUEDES Nathalie			3	23	1/1	11/16				
3	RAMOS DE SOUZA Camila			3	26	2/2	12/16				
4	DOS ANJOS ALENCAR Millena			3	22		11/13	1			
5	SCHEPPA Patricia			3	11	1/2	5/10				
6	SANTIAGO Renata			3	4		2/5	1			
8	SILVA SOARES Darlene			3			0/1	1			
9	PIQUET Cinthya			3	14		7/10				
10	ROBERTA ANNES Priscilla			3			0/1	1			
Headcoach: MARQUES Rossana											

BRA played		
PR	HUN	2 - 1
PR	TUN	2 - 0
PR	COL	2 - 0

TPE - Chinese Taipei

No	Name	Height m/ft in	Weight kg/lbs	Competition Statistics							
				MP	Points	1PT	2PT	SUS	RCS	RC	EX
2	CHIU Yu-Ting	1.70/5'7"	63/139	3	10	4/4	3/5	1			
4	TSAI Tzu-Hsuan	1.64/5'5"	59/130	3	19	5/5	7/18	1			
5	HSU Li-Ping	1.68/5'6"	60/132	3			0/1	2	1		
6	CHEN Ying-Ju	1.66/5'5"	56/123	3	28	4/4	12/24	2			
7	DAI Shu-Hua	1.59/5'3"	48/106	3							
9	YANG Ya-Ting	1.61/5'3"	59/130	3	24		12/15				
11	CHIA Ling-Hui	1.66/5'5"	53/117	3	19	1/1	9/16				
12	CHANG Ya-Wei	1.79/5'10"	75/165	3	12		6/9				
15	CHU Chiu-En	1.71/5'7"	62/137	3	4	2/2	1/2	1			
Headcoach: CHANG Jung-Hsien											

TPE played		
PR	URU	2 - 0
PR	NOR	1 - 2
PR	AUS	1 - 2

LEGEND							
1PT	One Point	2PT	Two Points	EX	Exclusion	MP	Matches Played
No	Shirt Number	PR	Preliminary Round	RC	Red Cards	RCS	2nd Suspension & Red Card
SUS	Suspension						





Match No.: 16 - Court 1

Match Report

Reporte del partido

Brazil 2 vs 0 Chinese Taipei

REFEREES:

Markvoort Jeanette (NED)
Perez Dominguez Vanesa (ESP)

1st Period: 20 - 13

2nd Period: 20 - 13

BRA - Brazil

Headcoach: MARQUES Rossana

Team time outs: 1

No	Name	Total				Goals / Shots						Punishments			
		Points	Goals	Shots	%	Field	Trick Ind	Trick Team	Specialist	GK Points	P6m	SUS	RCS	RC	Exclusion
1	FERREIRA DIAS Jerusa	4	2	3	67					2 / 3					
2	SOUZA GUEDES Nathalie	8	4	4	100			4 / 4							
3	RAMOS DE SOUZA Camila	10	5	5	100		1 / 1		4 / 4						
4	DOS ANJOS ALENCAR Millena	6	3	4	75			3 / 4							
5	SCHEPPA Patricia	4	2	3	67			2 / 3							
6	SANTIAGO Renata														
8	SILVA SOARES Darlene											1			
9	PIQUET Cinthya	8	4	7	57			3 / 6			1 / 1				
10	ROBERTA ANNES Priscilla														
Totals		40	20	26	77		1 / 1	12 / 17	4 / 4	2 / 3	1 / 1	1			

TPE - Chinese Taipei

Headcoach: CHANG Jung-Hsien

No	Name	Total				Goals / Shots						Punishments			
		Points	Goals	Shots	%	Field	Trick Ind	Trick Team	Specialist	GK Points	P6m	SUS	RCS	RC	Exclusion
2	CHIU Yu-Ting	4	2	4	50		0 / 2				2 / 2				
4	TSAI Tzu-Hsuan		0	2	0		0 / 2					1	1		
5	HSU Li-Ping														
6	CHEN Ying-Ju	10	6	10	60	2 / 2	4 / 8								
7	DAI Shu-Hua														
9	YANG Ya-Ting	8	4	4	100		2 / 2	1 / 1			1 / 1				
11	CHIA Ling-Hui	4	2	4	50				2 / 4						
12	CHANG Ya-Wei														
15	CHU Chiu-En														
Totals		26	14	24	58	2 / 2	6 / 14	1 / 1	2 / 4		3 / 3	1	1		

Team Comparison

	1st Period				2nd Period			
	Brazil		Chinese Taipei		Brazil		Chinese Taipei	
	Goals/Shots	Eff %	Goals/Shots	Eff %	Goals/Shots	Eff %	Goals/Shots	Eff %
Trick Shots Team	5 / 8	63	1 / 1	100	7 / 9	78		
Trick Shots Ind.			3 / 7	43	1 / 1	100	3 / 7	43
Specialist Shots	4 / 4	100	2 / 4	50				
Field Shots			1 / 1	100			1 / 1	100
Goalkeeper Shots	1 / 1	100			1 / 2	50		
Penalty Shots					1 / 1	100	3 / 3	100



Match No.: 16 - Court 1

Match Report

Reporte del partido

Brazil 2 vs 0 Chinese Taipei

REFEREES:

Markvoort Jeanette (NED)
Perez Dominguez Vanesa (ESP)

1st Period: 20 - 13
2nd Period: 20 - 13

BRA - Brazil

No	Name	Technical skills						
		Ass	Ass Spec	ST	BS	R6	P6	TF
1	FERREIRA DIAS Jerusa							
2	SOUZA GUEDES Nathalie	4						
3	RAMOS DE SOUZA Camila	2	5					2
4	DOS ANJOS ALENCAR Millena		2					1
5	SCHEPPA Patricia	1				1	1	4
6	SANTIAGO Renata							
8	SILVA SOARES Darlene				1			
9	PIQUET Cinthya						1	
10	ROBERTA ANNES Priscilla							
Team								
Totals		7	7		1	1	2	7

Running Score

BRA - TPE

1st Period	
RAMOS DE SOUZA C.	2 : 0
DOS ANJOS ALENCAR M.	4 : 0
	4 : 2 CHIA L.
FERREIRA DIAS J.	6 : 2
SOUZA GUEDES N.	8 : 2
	8 : 4 CHEN Y.
RAMOS DE SOUZA C.	10 : 4
	10 : 6 YANG Y.
RAMOS DE SOUZA C.	12 : 6
	12 : 8 CHIA L.
RAMOS DE SOUZA C.	14 : 8
	14 : 9 CHEN Y.
PIQUET C.	16 : 9
PIQUET C.	18 : 9
	18 : 11 YANG Y.
SCHEPPA P.	20 : 11
	20 : 13 CHEN Y.

TPE - Chinese Taipei

No	Name	Technical skills						
		Ass	Ass Spec	ST	BS	R6	P6	TF
2	CHIU Yu-Ting					2		3
4	TSAI Tzu-Hsuan		1					1
5	HSU Li-Ping							
6	CHEN Ying-Ju							2
7	DAI Shu-Hua							
9	YANG Ya-Ting	1				1		1
11	CHIA Ling-Hui		4					3
12	CHANG Ya-Wei							
15	CHU Chiu-En							
Team								
Totals		1	5			3		10

2nd Period	
DOS ANJOS ALENCAR M.	2 : 0
	2 : 2 CHEN Y.
SCHEPPA P.	4 : 2
SOUZA GUEDES N.	6 : 2
FERREIRA DIAS J.	8 : 2
	8 : 3 CHEN Y.
DOS ANJOS ALENCAR M.	10 : 3
PIQUET C.	12 : 3
	12 : 5 CHIU Y.
	12 : 7 CHEN Y.
PIQUET C.	14 : 7
	14 : 9 CHIU Y.
RAMOS DE SOUZA C.	16 : 9
SOUZA GUEDES N.	18 : 9
	18 : 11 YANG Y.
SOUZA GUEDES N.	20 : 11
	20 : 13 YANG Y.

LEGEND

EX	Struck out Players did not play	%	Efficiency	Ass	Assists	BS	Blocked Shots
No	Exclusion	GG	Golden Goal	GK	Goal Keeper	Ind	Individual
RC	Shirt Number	P6	Penalty Fouls	P6m	6m Penalty Shoots	R6	Received 6m-Fouls
SUS	Red Cards	RCS	2nd Suspension & Red Card	Spec	Specialist	ST	Steals
	Suspension	TF	Technical Fouls	Trick	Trick Shots		





Match No.: 14 - Court 1

Start List
Lista de Salida

Colombia vs Australia

REFEREES:

Bonifert Ferenc (HUN)
Olah Viktor (HUN)

COL - Colombia

No	Name	Height m/ft in	Weight kg/lbs	Competition Statistics								
				MP	Points	1PT	2PT	SUS	RCS	RC	EX	
1	PINEDA CARDENAS Luisa	1.68/5'6"	65/143	3	2		1/2					
2	RODRIGUEZ Sandra	1.60/5'3"	50/110	3	1	1/1	0/2	2				
3	PEREZ MONTES Maria Isabel	1.70/5'7"	65/143	3	27	1/2	13/24					
5	RAMIREZ PORTILLO Dora	1.61/5'3"	50/110	3								
6	RODRIGUEZ ARAGON Carmen	1.70/5'7"	65/143	3				1			1	
7	RODRIGUEZ BUCHELI Maria	1.68/5'6"	58/128	3	4	2/6	1/7					
8	ESTRADA CATANO Susana	1.68/5'6"	60/132	3	21	1/1	10/21					
10	MAZO GARCES Deisy Veronica	1.70/5'7"	60/132	3	8	2/5	3/12	1				
12	SIN GUTIERREZ Laura Andrea	1.66/5'5"	55/121	3								
Headcoach: REBOLLEDO Edwin												

COL played		
PR	TUN	2 - 0
PR	HUN	0 - 2
PR	BRA	0 - 2

AUS - Australia

No	Name	Height m/ft in	Weight kg/lbs	Competition Statistics								
				MP	Points	1PT	2PT	SUS	RCS	RC	EX	
2	KEIGHLEY Alice Marea	1.71/5'7"	65/143	3	2		1/9	1				
4	CECE Leah Erin	1.72/5'8"	62/137	3	8		4/6	1				
5	SMITH Bronwyn	1.68/5'6"	63/139	3				1				
6	COOK Daniela Borelli	1.76/5'9"	68/150	3	22	4/5	9/19					
7	NAPIER Katherine Prudence	1.72/5'8"	72/159	3								
11	SUGGATE Christie Audrey	1.76/5'9"	66/146	3								
15	SMILJANIC Vanja	1.70/5'7"	64/141	3	13	1/2	6/11	1				
16	BOYD Rosalie Maree	1.78/5'10"	65/143	3	6		3/8					
17	BRUNSBURG Victoria Ronae	1.72/5'8"	68/150	3	9	1/2	4/13					
Headcoach: HEDBERG Nanna												

AUS played		
PR	NOR	0 - 2
PR	URU	0 - 2
PR	TPE	2 - 1

LEGEND							
1PT	One Point	2PT	Two Points	EX	Exclusion	MP	Matches Played
No	Shirt Number	PR	Preliminary Round	RC	Red Cards	RCS	2nd Suspension & Red Card
SUS	Suspension						





Match No.: 14 - Court 1

Match Report

Reporte del partido

Colombia 2 vs 0 Australia

REFEREES:

Bonifert Ferenc (HUN)
Olah Viktor (HUN)

1st Period: 12 - 11
2nd Period: 16 - 10

COL - Colombia

Headcoach: LEON RODRIGUEZ Humberto

Team time outs: 1

No	Name	Total				Goals / Shots						Punishments			
		Points	Goals	Shots	%	Field	Trick Ind	Trick Team	Specialist	GK Points	P6m	SUS	RCS	RC	Exclusion
1	PINEDA CARDENAS Luisa														
2	RODRIGUEZ Sandra		0	1	0		0 / 1					1			
3	PEREZ MONTES Maria Isabel	6	4	5	80	2 / 2	2 / 3								
5	RAMIREZ PORTILLO Dora		0	1	0		0 / 1								
6	RODRIGUEZ ARAGON Carmen														
7	RODRIGUEZ BUCHELI Maria	12	8	11	73	4 / 6	4 / 5					1			
8	ESTRADA CATANO Susana	6	3	5	60		2 / 2		1 / 3						
10	MAZO GARCES Deisy Veronica	4	2	3	67				2 / 3						
12	SIN GUTIERREZ Laura Andrea														
Totals		28	17	26	65	6 / 8	8 / 12		3 / 6			2			

AUS - Australia

Headcoach: HEDBERG Nanna

Team time outs: 2

No	Name	Total				Goals / Shots						Punishments			
		Points	Goals	Shots	%	Field	Trick Ind	Trick Team	Specialist	GK Points	P6m	SUS	RCS	RC	Exclusion
2	KEIGHLEY Alice Marea														
4	CECE Leah Erin	3	2	5	40	1 / 1	0 / 3	1 / 1							
5	SMITH Bronwyn														
6	COOK Daniela Borelli	6	3	5	60		3 / 5								
7	NAPIER Katherine Prudence														
11	SUGGATE Christie Audrey														
15	SMILJANIC Vanja	10	5	10	50		5 / 8	0 / 2							
16	BOYD Rosalie Maree		0	2	0				0 / 1	0 / 1					
17	BRUNSBURG Victoria Ronae	2	1	4	25				1 / 4						
Totals		21	11	26	42	1 / 1	8 / 16	1 / 3	1 / 5	0 / 1					

Team Comparison

	1st Period				2nd Period			
	Colombia		Australia		Colombia		Australia	
	Goals/Shots	Eff %	Goals/Shots	Eff %	Goals/Shots	Eff %	Goals/Shots	Eff %
Trick Shots Team			0 / 2	0			1 / 1	100
Trick Shots Ind.	3 / 6	50	5 / 8	63	5 / 6	83	3 / 8	38
Specialist Shots	2 / 3	67	0 / 1	0	1 / 3	33	1 / 4	25
Field Shots	2 / 2	100	1 / 1	100	4 / 6	67		
Goalkeeper Shots							0 / 1	0
Penalty Shots								



Match No.: 14 - Court 1

Match Report

Reporte del partido

Colombia 2 vs 0 Australia

REFEREES:

Bonifert Ferenc (HUN)
Olah Viktor (HUN)

1st Period: 12 - 11
2nd Period: 16 - 10

COL - Colombia

No	Name	Technical skills						
		Ass	Ass Spec	ST	BS	R6	P6	TF
1	PINEDA CARDENAS Luisa							
2	RODRIGUEZ Sandra			1	1			
3	PEREZ MONTES Maria Isabel	4						2
5	RAMIREZ PORTILLO Dora							1
6	RODRIGUEZ ARAGON Carmen							
7	RODRIGUEZ BUCHELI Maria	2						4
8	ESTRADA CATANO Susana	1	1					2
10	MAZO GARCES Deisy Veronica	3	2					2
12	SIN GUTIERREZ Laura Andrea							
Team								
Totals		10	3	1	1			11

AUS - Australia

No	Name	Technical skills						
		Ass	Ass Spec	ST	BS	R6	P6	TF
2	KEIGHLEY Alice Marea							
4	CECE Leah Erin							1
5	SMITH Bronwyn							
6	COOK Daniela Borelli							2
7	NAPIER Katherine Prudence							
11	SUGGATE Christie Audrey							
15	SMILJANIC Vanja	1						6
16	BOYD Rosalie Maree	5						
17	BRUNSBURG Victoria Ronae	3						2
Team								
Totals		9						11

Running Score

COL - AUS

1st Period

RODRIGUEZ BUCHELI M.	2	: 0	
	2	: 2	SMILJANIC V.
	2	: 4	SMILJANIC V.
MAZO GARCES D.	4	: 4	
MAZO GARCES D.	6	: 4	
	6	: 6	COOK D.
ESTRADA CATANO S.	8	: 6	
	8	: 8	SMILJANIC V.
	8	: 9	CECE L.
ESTRADA CATANO S.	10	: 9	
RODRIGUEZ BUCHELI M.	11	: 9	
RODRIGUEZ BUCHELI M.	12	: 9	
	12	: 11	SMILJANIC V.

2nd Period

RODRIGUEZ BUCHELI M.	2	: 0	
RODRIGUEZ BUCHELI M.	3	: 0	
PEREZ MONTES M.	4	: 0	
	4	: 2	SMILJANIC V.
ESTRADA CATANO S.	6	: 2	
	6	: 4	CECE L.
PEREZ MONTES M.	7	: 4	
	7	: 6	COOK D.
RODRIGUEZ BUCHELI M.	9	: 6	
	9	: 8	COOK D.
PEREZ MONTES M.	11	: 8	
PEREZ MONTES M.	13	: 8	
RODRIGUEZ BUCHELI M.	14	: 8	
RODRIGUEZ BUCHELI M.	16	: 8	
	16	: 10	BRUNSBURG V.

LEGEND

EX	Struck out Players did not play	%	Efficiency	Ass	Assists	BS	Blocked Shots
No	Exclusion	GG	Golden Goal	GK	Goal Keeper	Ind	Individual
RC	Shirt Number	P6	Penalty Fouls	P6m	6m Penalty Shoots	R6	Received 6m-Fouls
SUS	Red Cards	RCS	2nd Suspension & Red Card	Spec	Specialist	ST	Steals
	Suspension	TF	Technical Fouls	Trick	Trick Shots		



RESULTBOOK

BEACH HANDBALL

Women's Finals



The World Games
2013 CALI
Fair Play To The Planet



A STAR ALLIANCE MEMBER





Cañaveralejo Bullfighting Ring
Plaza De Toros Cañaveralejo

The World Games
2013 CALI
Fair Play To The Planet

SUN 4 AUG 2013
10:00

Beach Handball
Balonmano de Playa

Women
Femenino

Placement Match 7/8
Posiciones 7/8



Match No.: 17 - Court 1

Start List
Lista de Salida

Tunisia vs Australia

REFEREES:

Bonifert Ferenc (HUN)
Olah Viktor (HUN)

TUN - Tunisia

No	Name	Height m/ft in	Weight kg/lbs	Competition Statistics								
				MP	Points	1PT	2PT	SUS	RCS	RC	EX	
3	JLEZI Mouna			4	11	9/16	1/6	1				
5	JEEMMALI Ameni			4	9	3/11	3/9	1				
6	CHOUCHAINE Awatef			4	5	5/6	0/4					
7	MOSBANI Amira			4	16	16/24	0/5	3	1			
8	AMERI Safa			4				2		1		
9	FADLOUN Sinda			4	13	3/6	5/12	1				
10	AJROUD Ines			4			0/2					
Headcoach: MNASSAR Mohamed Habib												

TUN played		
PR	COL	0 - 2
PR	BRA	0 - 2
PR	HUN	0 - 2
S5	URU	0 - 2

AUS - Australia

No	Name	Height m/ft in	Weight kg/lbs	Competition Statistics								
				MP	Points	1PT	2PT	SUS	RCS	RC	EX	
2	KEIGHLEY Alice Marea	1.71/5'7"	65/143	4	2		1/9	1				
4	CECE Leah Erin	1.72/5'8"	62/137	4	11	1/1	5/10	1				
5	SMITH Bronwyn	1.68/5'6"	63/139	4				1				
6	COOK Daniela Borelli	1.76/5'9"	68/150	4	28	4/5	12/24					
7	NAPIER Katherine Prudence	1.72/5'8"	72/159	4								
11	SUGGATE Christie Audrey	1.76/5'9"	66/146	4								
15	SMILJANIC Vanja	1.70/5'7"	64/141	4	23	1/2	11/21	1				
16	BOYD Rosalie Maree	1.78/5'10"	65/143	4	6		3/10					
17	BRUNSBURG Victoria Ronae	1.72/5'8"	68/150	4	11	1/2	5/17					
Headcoach: HEDBERG Nanna												

AUS played		
PR	NOR	0 - 2
PR	URU	0 - 2
PR	TPE	2 - 1
S5	COL	0 - 2

LEGEND							
1PT	One Point	2PT	Two Points	EX	Exclusion	MP	Matches Played
No	Shirt Number	PR	Preliminary Round	RC	Red Cards	RCS	2nd Suspension & Red Card
SUS	Suspension						

Timing and Results provided by TISSOT





Match No.: 17 - Court 1

Match Report

Reporte del partido

Tunisia 0 vs 2 Australia

REFEREES:

Bonifert Ferenc (HUN)
Olah Viktor (HUN)

1st Period: 9 - 10
2nd Period: 8 - 12

TUN - Tunisia

Headcoach: MNASSAR Mohamed Habib

Team time outs: 1

No	Name	Total				Goals / Shots						Punishments			
		Points	Goals	Shots	%	Field	Trick Ind	Trick Team	Specialist	GK Points	P6m	SUS	RCS	RC	Exclusion
3	JLEZI Mouna		0	2	0				0 / 2						
5	JEEMMALI Ameni		0	1	0			0 / 1							
6	CHOUCHAINE Awatef	3	2	3	67	1 / 2	1 / 1								
7	MOSBANI Amira	7	6	10	60	5 / 9	1 / 1								
8	AMERI Safa														
9	FADLOUN Sinda	7	5	7	71	3 / 3			2 / 3		0 / 1				
10	AJROUD Ines														
Totals		17	13	23	57	9 / 14	2 / 2	0 / 1	2 / 5		0 / 1				

AUS - Australia

Headcoach: HEDBERG Nanna

Team time outs: 2

No	Name	Total				Goals / Shots						Punishments			
		Points	Goals	Shots	%	Field	Trick Ind	Trick Team	Specialist	GK Points	P6m	SUS	RCS	RC	Exclusion
2	KEIGHLEY Alice Marea	4	2	5	40		1 / 4	1 / 1							
4	CECE Leah Erin														
5	SMITH Bronwyn														
6	COOK Daniela Borelli	14	7	10	70		0 / 1	1 / 1	6 / 8						
7	NAPIER Katherine Prudence														
11	SUGGATE Christie Audrey														
15	SMILJANIC Vanja		0	5	0	0 / 1	0 / 3	0 / 1							
16	BOYD Rosalie Maree	4	2	3	67				0 / 1	2 / 2		1			
17	BRUNSBURG Victoria Ronae		0	2	0				0 / 2						
Totals		22	11	25	44	0 / 1	1 / 8	2 / 3	6 / 11	2 / 2		1			

Team Comparison

	1st Period				2nd Period			
	Tunisia		Australia		Tunisia		Australia	
	Goals/Shots	Eff %	Goals/Shots	Eff %	Goals/Shots	Eff %	Goals/Shots	Eff %
Trick Shots Team	0 / 1	0	2 / 3	67				
Trick Shots Ind.	1 / 1	100	1 / 6	17	1 / 1	100	0 / 2	0
Specialist Shots	2 / 3	67	0 / 3	0	0 / 2	0	6 / 8	75
Field Shots	3 / 5	60	0 / 1	0	6 / 9	67		
Goalkeeper Shots			2 / 2	100				
Penalty Shots	0 / 1	0						



Match No.: 17 - Court 1

Match Report

Reporte del partido

Tunisia 0 vs 2 Australia

REFEREES:

Bonifert Ferenc (HUN)
Olah Viktor (HUN)

1st Period: 9 - 10
2nd Period: 8 - 12

TUN - Tunisia

No	Name	Technical skills						
		Ass	Ass Spec	ST	BS	R6	P6	TF
3	JLEZI Mouna		3					1
5	JEEMMALI Ameni					1		2
6	CHOUCHAINE Awatef	2						1
7	MOSBANI Amira	1			1			1
8	AMERI Safa	2						
9	FADLOUN Sinda	1	2	1				4
10	AJROUD Ines							
Team								
Totals		6	5	1	1	1		9

Running Score

TUN - AUS

1st Period

0 : 2	BOYD R.
0 : 4	KEIGHLEY A.
2 : 4	FADLOUN S.
2 : 6	COOK D.
2 : 8	BOYD R.
3 : 8	MOSBANI A.
5 : 8	CHOUCHAINE A.
5 : 10	KEIGHLEY A.
6 : 10	MOSBANI A.
7 : 10	MOSBANI A.
9 : 10	FADLOUN S.

2nd Period

0 : 2	COOK D.
1 : 2	MOSBANI A.
1 : 4	COOK D.
3 : 4	MOSBANI A.
3 : 6	COOK D.
3 : 8	COOK D.
4 : 8	FADLOUN S.
4 : 10	COOK D.
5 : 10	CHOUCHAINE A.
6 : 10	FADLOUN S.
7 : 10	FADLOUN S.
7 : 12	COOK D.
8 : 12	MOSBANI A.

AUS - Australia

No	Name	Technical skills						
		Ass	Ass Spec	ST	BS	R6	P6	TF
2	KEIGHLEY Alice Marea	4						2
4	CECE Leah Erin							
5	SMITH Bronwyn							4
6	COOK Daniela Borelli	1						2
7	NAPIER Katherine Prudence			1				
11	SUGGATE Christie Audrey							
15	SMILJANIC Vanja	1						
16	BOYD Rosalie Maree				1		1	1
17	BRUNSBURG Victoria Ronae							
Team								
Totals		6		1	1		1	9

LEGEND

EX	Struck out Players did not play	%	Efficiency	Ass	Assists	BS	Blocked Shots
No	Exclusion	GG	Golden Goal	GK	Goal Keeper	Ind	Individual
RC	Shirt Number	P6	Penalty Fouls	P6m	6m Penalty Shoots	R6	Received 6m-Fouls
SUS	Red Cards	RCS	2nd Suspension & Red Card	Spec	Specialist	ST	Steals
	Suspension	TF	Technical Fouls	Trick	Trick Shots		





Match No.: 18 - Court 1

Start List
Lista de Salida

Uruguay vs Colombia

REFEREES:

Chalchenko Anastasiia (UKR)
Zhosan Viktoriia (UKR)

URU - Uruguay

No	Name	Height m/ft in	Weight kg/lbs	Competition Statistics								
				MP	Points	1PT	2PT	SUS	RCS	RC	EX	
1	ALCAIDE RAMOS Maira	1.70/5'7"	72/159	4	2		1/2					
5	LACHAISE ATTO Natasha	1.68/5'6"	69/152	4	17	3/3	7/14	2				
7	MOREIRA ORRICO Maria	1.64/5'5"	57/126	4	18		9/13	1				
8	SCHINCA GRANERO Leticia	1.68/5'6"	71/157	4	44	6/8	19/37	2				
9	RAMOS DE LEON Maria Victoria	1.83/6'0"	63/139	4	17	1/2	8/15					
10	MARROCHI ONGAY Fernanda	1.70/5'7"	74/163	4	3	3/3	0/2	1				
11	SUAREZ APARICION Florencia	1.75/5'9"	70/154	4	2	0/1	1/2	1				
17	ABENTE Josefina	1.65/5'5"	54/119	4			0/1					
19	CHERONE MAREGA Sofia	1.63/5'4"	62/137	4	5	1/1	2/3					
Headcoach: PELUFFO CESTAU Gonzalo												

URU played		
PR	TPE	0 - 2
PR	AUS	2 - 0
PR	NOR	0 - 2
S5	TUN	2 - 0

COL - Colombia

No	Name	Height m/ft in	Weight kg/lbs	Competition Statistics								
				MP	Points	1PT	2PT	SUS	RCS	RC	EX	
1	PINEDA CARDENAS Luisa	1.68/5'6"	65/143	4	2		1/2					
2	RODRIGUEZ Sandra	1.60/5'3"	50/110	4	1	1/1	0/3	3				
3	PEREZ MONTES Maria Isabel	1.70/5'7"	65/143	4	33	3/4	15/27					
5	RAMIREZ PORTILLO Dora	1.61/5'3"	50/110	4			0/1					
6	RODRIGUEZ ARAGON Carmen	1.70/5'7"	65/143	4				1		1		
7	RODRIGUEZ BUCHELI Maria	1.68/5'6"	58/128	4	16	6/12	5/12	1				
8	ESTRADA CATANO Susana	1.68/5'6"	60/132	4	27	1/1	13/26					
10	MAZO GARCES Deisy Veronica	1.70/5'7"	60/132	4	12	2/5	5/15	1				
12	SIN GUTIERREZ Laura Andrea	1.66/5'5"	55/121	4								
Headcoach: REBOLLEDO Edwin												

COL played		
PR	TUN	2 - 0
PR	HUN	0 - 2
PR	BRA	0 - 2
S5	AUS	2 - 0

LEGEND							
1PT	One Point	2PT	Two Points	EX	Exclusion	MP	Matches Played
No	Shirt Number	PR	Preliminary Round	RC	Red Cards	RCS	2nd Suspension & Red Card
SUS	Suspension						





Match No.: 18 - Court 1

Match Report

Reporte del partido

Uruguay 2 vs 0 Colombia

REFEREES:

Chalcenko Anastasiia (UKR)
Zhosan Viktoriia (UKR)

1st Period: 22 - 13

2nd Period: 20 - 16

URU - Uruguay

Headcoach: PELUFFO CESTAU Gonzalo

Team time outs: 1

No	Name	Total				Goals / Shots						Punishments			
		Points	Goals	Shots	%	Field	Trick Ind	Trick Team	Specialist	GK Points	P6m	SUS	RCS	RC	Exclusion
1	ALCAIDE RAMOS Maira														
5	LACHAISE ATTO Natasha	12	7	9	78	2 / 3	4 / 5	1 / 1							
7	MOREIRA ORRICO Maria	6	3	5	60				3 / 5						
8	SCHINCA GRANERO Leticia	16	9	11	82	2 / 2	3 / 5				4 / 4	1			
9	RAMOS DE LEON Maria Victoria	7	4	7	57	1 / 2	1 / 2	2 / 3							
10	MARROCHI ONGAY Fernanda	1	1	1	100	1 / 1						1			
11	SUAREZ APARICION Florencia														
17	ABENTE Josefina														
19	CHERONE MAREGA Sofia											1	1		
Totals		42	24	33	73	6 / 8	8 / 12	3 / 4	3 / 5		4 / 4	3	1		

COL - Colombia

Headcoach: LEON RODRIGUEZ Humberto

Team time outs: 2

No	Name	Total				Goals / Shots						Punishments			
		Points	Goals	Shots	%	Field	Trick Ind	Trick Team	Specialist	GK Points	P6m	SUS	RCS	RC	Exclusion
1	PINEDA CARDENAS Luisa														
2	RODRIGUEZ Sandra											1	1		
3	PEREZ MONTES Maria Isabel	18	9	11	82		9 / 10				0 / 1				
5	RAMIREZ PORTILLO Dora														
6	RODRIGUEZ ARAGON Carmen											1			
7	RODRIGUEZ BUCHELI Maria		0	2	0	0 / 1	0 / 1								
8	ESTRADA CATANO Susana	6	3	7	43				3 / 7						
10	MAZO GARCES Deisy Veronica	5	3	6	50	1 / 1	2 / 5					1			
12	SIN GUTIERREZ Laura Andrea														
Totals		29	15	26	58	1 / 2	11 / 16		3 / 7		0 / 1	3	1		

Team Comparison

	1st Period				2nd Period			
	Uruguay		Colombia		Uruguay		Colombia	
	Goals/Shots	Eff %	Goals/Shots	Eff %	Goals/Shots	Eff %	Goals/Shots	Eff %
Trick Shots Team	1 / 2	50			2 / 2	100		
Trick Shots Ind.	4 / 6	67	5 / 8	63	4 / 6	67	6 / 8	75
Specialist Shots	1 / 2	50	1 / 2	50	2 / 3	67	2 / 5	40
Field Shots	2 / 2	100	1 / 2	50	4 / 6	67		
Goalkeeper Shots								
Penalty Shots	4 / 4	100	0 / 1	0				



Match No.: 18 - Court 1

Match Report

Reporte del partido

Uruguay 2 vs 0 Colombia

REFEREES:

Chalcenko Anastasiia (UKR)
Zhosan Viktoriia (UKR)

1st Period: 22 - 13

2nd Period: 20 - 16

URU - Uruguay

No	Name	Technical skills						
		Ass	Ass Spec	ST	BS	R6	P6	TF
1	ALCAIDE RAMOS Maira							
5	LACHAISE ATTO Natasha							
7	MOREIRA ORRICO Maria		6					
8	SCHINCA GRANERO Leticia	1		1	1	1		2
9	RAMOS DE LEON Maria Victoria	2				2		1
10	MARROCHI ONGAY Fernanda	1						
11	SUAREZ APARICION Florencia							
17	ABENTE Josefina							
19	CHERONE MAREGA Sofia						1	
Team								
Totals		4	6	1	1	3	1	3

Running Score

URU - COL

1st Period	
SCHINCA GRANERO L.	2 : 0
	2 : 1 MAZO GARCES D.
	2 : 3 PEREZ MONTES M.
RAMOS DE LEON M.	4 : 3
	4 : 5 PEREZ MONTES M.
LACHAISE ATTO N.	6 : 5
	6 : 7 PEREZ MONTES M.
RAMOS DE LEON M.	8 : 7
	8 : 9 PEREZ MONTES M.
	8 : 11 MAZO GARCES D.
SCHINCA GRANERO L.	10 : 11
SCHINCA GRANERO L.	12 : 11
	12 : 13 ESTRADA CATANO S.
SCHINCA GRANERO L.	14 : 13
SCHINCA GRANERO L.	16 : 13
SCHINCA GRANERO L.	17 : 13
LACHAISE ATTO N.	18 : 13
MOREIRA ORRICO M.	20 : 13
SCHINCA GRANERO L.	22 : 13

COL - Colombia

No	Name	Technical skills						
		Ass	Ass Spec	ST	BS	R6	P6	TF
1	PINEDA CARDENAS Luisa							
2	RODRIGUEZ Sandra						2	
3	PEREZ MONTES Maria Isabel					1		2
5	RAMIREZ PORTILLO Dora	1						
6	RODRIGUEZ ARAGON Carmen				1			
7	RODRIGUEZ BUCHELI Maria	2					2	1
8	ESTRADA CATANO Susana		6					
10	MAZO GARCES Deisy Veronica	1						2
12	SIN GUTIERREZ Laura Andrea							
Team								
Totals		4	6		1	1	4	5

2nd Period	
LACHAISE ATTO N.	2 : 0
RAMOS DE LEON M.	4 : 0
	4 : 2 ESTRADA CATANO S.
	4 : 4 PEREZ MONTES M.
LACHAISE ATTO N.	6 : 4
RAMOS DE LEON M.	7 : 4
LACHAISE ATTO N.	9 : 4
	9 : 6 PEREZ MONTES M.
LACHAISE ATTO N.	11 : 6
	11 : 8 PEREZ MONTES M.
SCHINCA GRANERO L.	12 : 8
	12 : 10 MAZO GARCES D.
LACHAISE ATTO N.	13 : 10
	13 : 12 PEREZ MONTES M.
SCHINCA GRANERO L.	15 : 12
	15 : 14 ESTRADA CATANO S.
	15 : 16 PEREZ MONTES M.
MOREIRA ORRICO M.	17 : 16
MOREIRA ORRICO M.	19 : 16
MARROCHI ONGAY F.	20 : 16

LEGEND

EX	Struck out Players did not play	%	Efficiency	Ass	Assists	BS	Blocked Shots
No	Exclusion	GG	Golden Goal	GK	Goal Keeper	Ind	Individual
RC	Red Cards	P6	Penalty Fouls	P6m	6m Penalty Shoots	R6	Received 6m-Fouls
SUS	Suspension	RCS	2nd Suspension & Red Card	Spec	Specialist	ST	Steals
		TF	Technical Fouls	Trick	Trick Shots		

Timing and Results provided by TISSOT



Cañaveralejo Bullfighting Ring
Plaza De Toros Cañaveralejo

The World Games
2013 CALI
Fair Play To The Planet

SUN 4 AUG 2013
13:20

Beach Handball
Balonmano de Playa

Women
Femenino

Placement Match 3/4
Medalla de Bronce



Match No.: 19 - Court 1

Start List
Lista de Salida

Norway vs Chinese Taipei

REFEREES:

S H Al-Hail Khalid Mohammed (QAT)
A A Alyafei Ali Mohamed (QAT)

NOR - Norway

No	Name	Height m/ft in	Weight kg/lbs	Competition Statistics							
				MP	Points	1PT	2PT	SUS	RCS	RC	EX
1	BECK Kjersti			4	2		1/1				
3	HAUGEN Rannveig			4				2			
4	ERSEK Kamilla			4	36	0/1	18/26				
5	KORVALD Cathrine			4	40		20/33	1			
7	WELFLER Martine			4		0/1					
8	HAMMERSTAD Elisabeth			4	6		3/4	1			
9	BOLSTAD Hege			4							
10	KLEV Iselin Ryvoll			4	33	1/1	16/23				
13	KLEVSTAD Tonje			4	19	1/2	9/24				
Headcoach: ANDEASSEN Eskil Berg											

NOR played		
PR	AUS	2 - 0
PR	TPE	2 - 1
PR	URU	2 - 0
SF	HUN	0 - 2

TPE - Chinese Taipei

No	Name	Height m/ft in	Weight kg/lbs	Competition Statistics							
				MP	Points	1PT	2PT	SUS	RCS	RC	EX
2	CHIU Yu-Ting	1.70/5'7"	63/139	4	14	4/4	5/9	1			
4	TSAI Tzu-Hsuan	1.64/5'5"	59/130	4	19	5/5	7/20	2	1		
5	HSU Li-Ping	1.68/5'6"	60/132	4			0/1	2	1		
6	CHEN Ying-Ju	1.66/5'5"	56/123	4	38	6/6	16/32	2			
7	DAI Shu-Hua	1.59/5'3"	48/106	4							
9	YANG Ya-Ting	1.61/5'3"	59/130	4	32		16/19				
11	CHIA Ling-Hui	1.66/5'5"	53/117	4	23	1/1	11/20				
12	CHANG Ya-Wei	1.79/5'10"	75/165	4	12		6/9				
15	CHU Chiu-En	1.71/5'7"	62/137	4	4	2/2	1/2	1			
Headcoach: CHANG Jung-Hsien											

TPE played		
PR	URU	2 - 0
PR	NOR	1 - 2
PR	AUS	1 - 2
SF	BRA	0 - 2

LEGEND							
1PT	One Point	2PT	Two Points	EX	Exclusion	MP	Matches Played
No	Shirt Number	PR	Preliminary Round	RC	Red Cards	RCS	2nd Suspension & Red Card
SF	SemiFinal	SUS	Suspension				

Timing and Results provided by TISSOT





Match No.: 19 - Court 1

Match Report

Reporte del partido

Norway 2 vs 0 Chinese Taipei

REFEREES:

S H Al-Hail Khalid Mohammed (QAT)

A A Alyafei Ali Mohamed (QAT)

1st Period: 28 - 11

2nd Period: 19 - 17

NOR - Norway

Headcoach: ANDEASSEN Eskil Berg

Team time outs: 2

No	Name	Total				Goals / Shots						Punishments			
		Points	Goals	Shots	%	Field	Trick Ind	Trick Team	Specialist	GK Points	P6m	SUS	RCS	RC	Exclusion
1	BECK Kjersti	4	2	2	100					2 / 2					
3	HAUGEN Rannveig											1			
4	ERSEK Kamilla														
5	KORVALD Cathrine	18	9	11	82	0 / 1	9 / 10					1			
7	WELFLER Martine														
8	HAMMERSTAD Elisabeth														
9	BOLSTAD Hege														
10	KLEV Iselin Ryvoll	9	5	11	45	1 / 3	4 / 8								
13	KLEVSTAD Tonje	16	8	9	89				8 / 9						
Totals		47	24	33	73	1 / 4	13 / 18		8 / 9	2 / 2		2			

TPE - Chinese Taipei

Headcoach: CHANG Jung-Hsien

Team time outs: 1

No	Name	Total				Goals / Shots						Punishments			
		Points	Goals	Shots	%	Field	Trick Ind	Trick Team	Specialist	GK Points	P6m	SUS	RCS	RC	Exclusion
2	CHIU Yu-Ting		0	1	0	0 / 1									
4	TSAI Tzu-Hsuan	5	3	5	60	1 / 2	2 / 3								
5	HSU Li-Ping														
6	CHEN Ying-Ju	13	7	10	70	1 / 1	6 / 9								
7	DAI Shu-Hua														
9	YANG Ya-Ting	6	4	9	44	2 / 4	1 / 4				1 / 1				
11	CHIA Ling-Hui		0	2	0				0 / 2						
12	CHANG Ya-Wei														
15	CHU Chiu-En	4	2	2	100		2 / 2								
Totals		28	16	29	55	4 / 8	11 / 18		0 / 2		1 / 1				

Team Comparison

	1st Period				2nd Period			
	Norway		Chinese Taipei		Norway		Chinese Taipei	
	Goals/Shots	Eff %	Goals/Shots	Eff %	Goals/Shots	Eff %	Goals/Shots	Eff %
Trick Shots Team								
Trick Shots Ind.	7 / 8	88	4 / 9	44	6 / 10	60	7 / 9	78
Specialist Shots	5 / 5	100	0 / 1	0	3 / 4	75	0 / 1	0
Field Shots	0 / 1	0	1 / 2	50	1 / 3	33	3 / 6	50
Goalkeeper Shots	2 / 2	100						
Penalty Shots			1 / 1	100				



Match No.: 19 - Court 1

Match Report

Reporte del partido

Norway 2 vs 0 Chinese Taipei

REFEREES:

S H Al-Hail Khalid Mohammed (QAT)

A A Alyafei Ali Mohamed (QAT)

1st Period: 28 - 11

2nd Period: 19 - 17

NOR - Norway

No	Name	Technical skills						
		Ass	Ass Spec	ST	BS	R6	P6	TF
1	BECK Kjersti							
3	HAUGEN Rannveig			1				
4	ERSEK Kamilla	14						
5	KORVALD Cathrine			1			1	4
7	WELFLER Martine							
8	HAMMERSTAD Elisabeth				1			
9	BOLSTAD Hege							
10	KLEV Iselin Ryvoll				2			2
13	KLEVSTAD Tonje							1
Team								
Totals		14		2	3		1	7

Running Score

NOR - TPE

1st Period	
KLEVSTAD T.	2 : 0
BECK K.	4 : 0
	4 : 2 TSAI T.
	4 : 3 CHEN Y.
KORVALD C.	6 : 3
KLEVSTAD T.	8 : 3
BECK K.	10 : 3
KLEVSTAD T.	12 : 3
	12 : 5 CHU C.
KORVALD C.	14 : 5
	14 : 7 YANG Y.
KORVALD C.	16 : 7
KLEV I.	18 : 7
	18 : 9 CHU C.
KLEVSTAD T.	20 : 9
KORVALD C.	22 : 9
KORVALD C.	24 : 9
KLEV I.	26 : 9
KLEVSTAD T.	28 : 9
	28 : 11 CHEN Y.

TPE - Chinese Taipei

No	Name	Technical skills						
		Ass	Ass Spec	ST	BS	R6	P6	TF
2	CHIU Yu-Ting							1
4	TSAI Tzu-Hsuan	1						2
5	HSU Li-Ping							1
6	CHEN Ying-Ju							
7	DAI Shu-Hua							
9	YANG Ya-Ting	4						2
11	CHIA Ling-Hui		2				1	
12	CHANG Ya-Wei							
15	CHU Chiu-En							
Team								
Totals		5	2			1		6

2nd Period	
KLEV I.	2 : 0
	2 : 1 TSAI T.
	2 : 2 YANG Y.
	2 : 3 YANG Y.
KLEV I.	4 : 3
KORVALD C.	6 : 3
KLEVSTAD T.	8 : 3
	8 : 5 YANG Y.
	8 : 7 CHEN Y.
KORVALD C.	10 : 7
	10 : 9 CHEN Y.
KLEVSTAD T.	12 : 9
	12 : 11 TSAI T.
KLEVSTAD T.	14 : 11
KLEV I.	15 : 11
KORVALD C.	17 : 11
KORVALD C.	19 : 11
	19 : 13 CHEN Y.
	19 : 15 CHEN Y.
	19 : 17 CHEN Y.

LEGEND

EX	Struck out Players did not play	%	Efficiency	Ass	Assists	BS	Blocked Shots
No	Exclusion	GG	Golden Goal	GK	Goal Keeper	Ind	Individual
RC	Shirt Number	P6	Penalty Fouls	P6m	6m Penalty Shoots	R6	Received 6m-Fouls
SUS	Red Cards	RCS	2nd Suspension & Red Card	Spec	Specialist	ST	Steals
	Suspension	TF	Technical Fouls	Trick	Trick Shots		





Cañaveralejo Bullfighting Ring
Plaza De Toros Cañaveralejo

The World Games
2013 CALI
Fair Play To The Planet

SUN 4 AUG 2013
15:00

Beach Handball
Balonmano de Playa

Women
Femenino

Gold Medal Match
Partido por Medalla de Oro



Match No.: 20 - Court 1

Start List
Lista de Salida

Hungary vs Brazil

REFEREES:

Ghuloom Baqer Fadhil Ahmed (UAE)
Hassan Mohammad Ismail Salem (UAE)

HUN - Hungary

No	Name	Height m/ft in	Weight kg/lbs	Competition Statistics							
				MP	Points	1PT	2PT	SUS	RCS	RC	EX
4	ZSIGMOND Adrienn	1.71/5'7"	67/148	4				1			
7	KORÓ SINÉ SIDÓ Krisztina	1.68/5'6"	60/132	4	8	0/1	4/8				
8	TÓTH Emese Szilvia	1.80/5'11"	68/150	4	6		3/5				
9	GYORI Ágnes	1.73/5'8"	63/139	4	2		1/3				
10	GRÓZ Kitti Elizabet	1.73/5'8"	62/137	4	41	11/12	15/25				
11	HAJDU Ágnes	1.73/5'8"	62/137	4	14	2/3	6/13				
14	FEKETE Bozsana	1.68/5'6"	65/143	4	30	4/5	13/20				
21	KRETZ Fruzsina	1.73/5'8"	63/139	4	16	4/4	6/12				
92	KÓKAI Ágnes	1.72/5'8"	70/154	4							
Headcoach: GROZ Janos											

HUN played		
PR	BRA	1 - 2
PR	COL	2 - 0
PR	TUN	2 - 0
SF	NOR	2 - 0

BRA - Brazil

No	Name	Height m/ft in	Weight kg/lbs	Competition Statistics							
				MP	Points	1PT	2PT	SUS	RCS	RC	EX
1	FERREIRA DIAS Jerusa			4	16		8/11				
2	SOUZA GUEDES Nathalie			4	31	1/1	15/20				
3	RAMOS DE SOUZA Camila			4	36	2/2	17/21				
4	DOS ANJOS ALENCAR Millena			4	28		14/17	1			
5	SCHEPPA Patricia			4	15	1/2	7/13				
6	SANTIAGO Renata			4	4		2/5	1			
8	SILVA SOARES Darlene			4			0/1	2			
9	PIQUET Cinthya			4	22		11/17				
10	ROBERTA ANNES Priscilla			4			0/1	1			
Headcoach: MARQUES Rossana											

BRA played		
PR	HUN	2 - 1
PR	TUN	2 - 0
PR	COL	2 - 0
SF	TPE	2 - 0

LEGEND							
1PT	One Point	2PT	Two Points	EX	Exclusion	MP	Matches Played
No	Shirt Number	PR	Preliminary Round	RC	Red Cards	RCS	2nd Suspension & Red Card
SF	SemiFinal	SUS	Suspension				

Timing and Results provided by TISSOT





Cañaveralejo Bullfighting Ring
Plaza De Toros Cañaveralejo

The World Games
2013 CALI
Fair Play To The Planet

SUN 4 AUG 2013
15:00

Beach Handball

Balonmano de Playa

Women

Femenino

Gold Medal Match

Partido por Medalla de Oro



Match No.: 20 - Court 1

Match Report

Reporte del partido

Hungary 1 vs 2 Brazil

REFEREES:

Ghuloom Baqer Fadhil Ahmed (UAE)
Hassan Mohammad Ismail Salem (UAE)

1st Period: 8 - 14

2nd Period: 11 - 10

Shoot out: 3 - 6

HUN - Hungary

Headcoach: GROZ Janos

Team time outs: 2

No	Name	Total				Goals / Shots						Punishments			
		Points	Goals	Shots	%	Field	Trick Ind	Trick Team	Specialist	GK Points	P6m	SUS	RCS	RC	Exclusion
4	ZSIGMOND Adrienn														
7	KORÖSINÉ SIDO Krisztina	2	1	2	50				1 / 2						
8	TOTH Emese Szilvia	1	1	1	100	1 / 1						1			
9	GYORI Agnes														
10	GROZ Kitti Elizabet	5	3	8	38	1 / 2	1 / 3		1 / 2		0 / 1				
11	HAJDU Agnes	3	2	3	67	1 / 1	1 / 2								
14	FEKETE Bozsana	11	7	13	54	3 / 5	4 / 8								
21	KRETZ Fruzsina		0	2	0	0 / 1	0 / 1								
92	KOKAI Agnes														
Totals		22	14	29	48	6 / 10	6 / 14		2 / 4		0 / 1	1			

BRA - Brazil

Headcoach: MARQUES Rossana

Team time outs: 2

No	Name	Total				Goals / Shots						Punishments			
		Points	Goals	Shots	%	Field	Trick Ind	Trick Team	Specialist	GK Points	P6m	SUS	RCS	RC	Exclusion
1	FERREIRA DIAS Jerusa	2	1	1	100				1 / 1						
2	SOUZA GUEDES Nathalie	5	3	5	60	1 / 1	1 / 1	1 / 3							
3	RAMOS DE SOUZA Camila	4	2	2	100				2 / 2						
4	DOS ANJOS ALENCAR Millena	3	2	4	50	1 / 1	1 / 2	0 / 1							
5	SCHEPPA Patricia	8	4	8	50		1 / 2	3 / 6							
6	SANTIAGO Renata														
8	SILVA SOARES Darlene														
9	PIQUET Cinthya	8	4	4	100		1 / 1	2 / 2			1 / 1	1			
10	ROBERTA ANNES Priscilla														
Totals		30	16	24	67	2 / 2	4 / 6	6 / 12	3 / 3		1 / 1	1			

Team Comparison

	1st Period				2nd Period			
	Hungary		Brazil		Hungary		Brazil	
	Goals/Shots	Eff %	Goals/Shots	Eff %	Goals/Shots	Eff %	Goals/Shots	Eff %
Trick Shots Team			4 / 9	44			2 / 3	67
Trick Shots Ind.	2 / 6	33	1 / 1	100	3 / 5	60	0 / 2	0
Specialist Shots	1 / 3	33	2 / 2	100	1 / 1	100	1 / 1	100
Field Shots	2 / 2	100			3 / 7	43	2 / 2	100
Goalkeeper Shots								
Penalty Shots							1 / 1	100

Timing and Results provided by TISSOT





Match No.: 20 - Court 1

Match Report

Reporte del partido

Hungary 1 vs 2 Brazil

REFEREES:

Ghuloom Baqer Fadhil Ahmed (UAE)
Hassan Mohammad Ismail Salem (UAE)

1st Period: 8 - 14

2nd Period: 11 - 10

Shoot out: 3 - 6

HUN - Hungary

No	Name	Technical skills						
		Ass	Ass Spec	ST	BS	R6	P6	TF
4	ZSIGMOND Adrienn							
7	KORÖSINÉ SIDO Krisztina		5					2
8	TOTH Emese Szilvia			1			1	
9	GYORI Agnes							
10	GROZ Kitti Elizabet		1		1			1
11	HAJDU Agnes	1			1			
14	FEKETE Bozsana	1						1
21	KRETZ Fruzsina	4					1	1
92	KOKAI Agnes							
Team								
Totals		6	6	1	2		2	5

BRA - Brazil

No	Name	Technical skills						
		Ass	Ass Spec	ST	BS	R6	P6	TF
1	FERREIRA DIAS Jerusa							
2	SOUZA GUEDES Nathalie							1
3	RAMOS DE SOUZA Camila	1	8			1		4
4	DOS ANJOS ALENCAR Millena							2
5	SCHEPPA Patricia	1			1			1
6	SANTIAGO Renata							
8	SILVA SOARES Darlene				1			
9	PIQUET Cinthya							
10	ROBERTA ANNES Priscilla				1	1		
Team								
Totals		2	8		3	2		8

Running Score

HUN - BRA

1st Period

0 : 2	RAMOS DE SOUZA C.
2 : 2	FEKETE B.
2 : 4	RAMOS DE SOUZA C.
2 : 6	SCHEPPA P.
2 : 8	SCHEPPA P.
4 : 8	FEKETE B.
5 : 8	FEKETE B.
5 : 10	SOUZA GUEDES N.
6 : 10	HAJDU A.
8 : 10	GRÓZ K.
8 : 12	SCHEPPA P.
8 : 14	PIQUET C.

2nd Period

2 : 0	FEKETE B.
2 : 2	FEKETE B.
4 : 2	FEKETE B.
5 : 2	GRÓZ K.
5 : 4	PIQUET C.
7 : 4	KORÖSINÉ SIDÓ K.
7 : 5	SOUZA GUEDES N.
7 : 7	PIQUET C.
8 : 7	FEKETE B.
8 : 9	PIQUET C.
10 : 9	GRÓZ K.
11 : 9	FEKETE B.
11 : 10	DOS ANJOS ALENCAR M.

Shoot out

2 : 0	HAJDU A.
2 : 2	SOUZA GUEDES N.
3 : 2	TÓTH E.
3 : 4	DOS ANJOS ALENCAR M.
3 : 6	SCHEPPA P.

LEGEND

EX	Struck out Players did not play	%	Efficiency	Ass	Assists	BS	Blocked Shots
No	Exclusion	GG	Golden Goal	GK	Goal Keeper	Ind	Individual
RC	Shirt Number	P6	Penalty Fouls	P6m	6m Penalty Shoots	R6	Received 6m-Fouls
SUS	Red Cards	RCS	2nd Suspension & Red Card	Spec	Specialist	ST	Steals
	Suspension	TF	Technical Fouls	Trick	Trick Shots		

